





www.brado.it



Brado: ascoltare+pensare+proporre
[*Brado: listen+think+propose*]

ASCOLTARE [LISTEN]

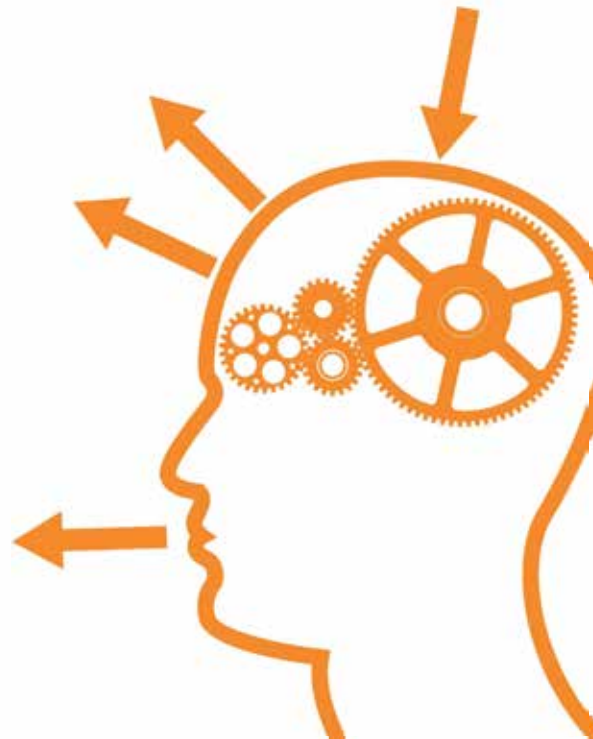
Brado è sempre attenta ad ascoltare e accogliere con flessibilità ed efficienza le esigenze, i suggerimenti, i consigli dei propri clienti. Per questo Brado è un punto di riferimento solido e centrale nel settore della progettazione e della produzione di componentistica per le sedute da ufficio *[Brado is always ready to listen to the suggestions of its clients and to meet, with flexibility and efficiency, their needs. For this reason, Brado is a solid and central reference point in the design and manufacturing field of office chairs]*

PENSARE [THINK]

Creativa e immaginativa, Brado è altresì orientata da regole ferree nella verifica finale del prodotto, costantemente sottoposto a rigorosi test di resistenza dei materiali ed ergonomia *[Brado, although enthusiastically creative and imaginative, is also focused in the rigorous respect of regulations in the quality control process of its final product, which is subjected to strict resistance and ergonomic tests]*

PROPORRE [PROPOSE]

Brado si impegna costantemente nella sperimentazione di nuovi sistemi di progettazione (a cui associa l'esperienza nella lavorazione di plastica e metallo) e sa proporre ai propri clienti soluzioni originali e innovative. L'impegno continuo nel settore R&D è sostenuto da una solida realtà finanziaria di gruppo, che permette a Brado di dedicare ampie risorse a progetti specifici *[Brado is constantly engaged in the experimentation of new design methods (combining with its experience in plastic and metal works) and is able to propose innovative and original solutions to its clients. The continuous R&D effort is sustained by the solid financial stability of the group, which allows Brado to dedicate a wide range of resources to specific projects]*





Brado: idea>prodotto>servizio

[[Brado: design>products>services]

IDEA [DESIGN]

Progetti esclusivi, di singoli componenti o di sedie complete, interamente concepiti all'interno dell'azienda, in collaborazione con architetti e designers *[Exclusive projects, individual components, or complete chairs, are fully created within the firm, in cooperation with architects and designers]*

MODELLAZIONE 3D [MODELING]

Progettazione coadiuvata dai più avanzati programmi di modellazione solida tridimensionale *[The design is carried out with the support of the most advanced 3D modeling software]*

STAMPI E UTENSILI [TOOLING]

Realizzazione interna di stampi ed utensili in alluminio ed acciaio *[Internal development of moulds and aluminum and steel tools]*

STAMPAGGIO [PLASTIC INJECTION]

60 presse per iniezione, forza chiusura da 80 a 1300 tonnellate *[60 injection presses with 80/1300 tons of compressive strength]*

LAVORAZIONE LEGNO [WOOD WORKING]

Produzione interna degli articoli in legno coadiuvata da presse, scontornatrici, fresatrici, foratrici a controllo numerico *[The in-house manufacturing of wood items is carried out with the support of presses, edge profiling machines, milling machines, and numerical control punching machines]*

LAVORAZIONE METALLI [METAL WORKING]

La produzione interna degli articoli in metallo è assistita da piegatubi a raggio variabile, robot di saldatura multipli, presse per stampaggio lamiera *[The in-house production of metal items is carried out with the support of variable radius pipe bending machines, a multiple welding robot, and plate stamping presses]*

MAGAZZINO [WAREHOUSE]

17.000 mq di magazzino automatizzato e controllato *[17,000 sq.mt. of warehouse space fully control-automated]*

SERVIZIO [SERVICE]

Garanzia di consegna dei prodotti nel più breve tempo possibile, grazie ad un'elevata disponibilità di stoccaggio *[Prompt delivery guarantee thanks to an high stock availability]*





Brado: l'ambiente è protetto
[*Brado defends the environment*]

AMBIENTE [ENVIRONMENT]

Prodotti innovativi che sappiano tener conto della salute ambientale e dell'uomo [Innovative products that keep into account both human and environmental safety]

MATERIALI [MATERIALS]

Utilizzo di materiali riciclati non inquinanti [Use of recycled and non-polluting materials]

ECO-DESIGN [ECO-DESIGN]

Riduzione del numero di componenti, del peso e del volume. Imballi composti da materiali riciclati e riciclabili [Reduction of components, weight, and volume. Packaging made of recycled and recyclable materials]

PRODUZIONE [PRODUCTION]

Riciclaggio e riduzione dei rifiuti. Uso di polimeri termoplastici hi-tech riciclabili. Uso di legni nel rispetto delle normative europee vigenti in materia di emissione di formaldeide da manufatti legnosi [Recycling and waste reduction. Use of high-tech recyclable thermoplastic polymers. Wood usage in full respect of the European regulations in force regarding formaldehyde emissions from wood-based products]

TRASPORTO [DELIVERY]

Meno peso e meno volume dei prodotti realizzati consentono di consumare meno energia per il trasporto [The products' reduced weight and volume allow consuming less energy during transport]

SMALTIMENTO [DRAINING]

Ogni singolo articolo plastico prodotto è marchiato per il riciclaggio, consentendo una rapida identificazione del tipo di materiale utilizzato [Each plastic item is marked for recycling, allowing for a quick identification of the type of material used]



POLIPROPILENE



ABS



POLIAMMIDE



POLICARBONATO






SAVE THE FOREST® components are manufactured using recycled raw materials recovered post-consumption

RECYCLING PROCESS



The **SAVE THE FOREST®** logo distinguishes those products which substitute wooden for plastic components

PRODUCTION PROCESS



SAVE THE FOREST® goods are obtained maintaining respect for our environment

SAVE THE FOREST® products are guaranteed through our controls and are in compliance with international quality standards



NORMATIVA REACH [REACH REGULATION]

Brado produce articoli stampati in materiali plastici (Polipropilene, Polietilene, Poliammide, Polistirolo...) senza aggiunte di sostanze chimiche, acquistati nell'ambito della Comunità Europea. Brado è quindi esente dall'obbligo della registrazione presso l'ECHA (Agenzia Europea per le sostanze chimiche). Brado è impegnata nella sensibilizzazione dei propri fornitori affinché provvedano a effettuare le eventuali registrazioni di loro competenza. *[Brado produces printed items in plastic materials (Polypropylene, Polyethylene, Polyamide, Polystyrene...) purchased within the European Union without chemical add-ons. Therefore, Brado is exempt from the mandatory registration at the ECHA (European Agency for Chemical Substances). Brado is focused on the education of its suppliers so that they can apply for any registration that may applicable to them]*

SALVARE GLI ALBERI [SAVE THE FOREST]

Il marchio 'Save the forest' identifica articoli realizzati con tecnologie a basso impatto ambientale e l'utilizzo di polipropilene interamente riciclato e riciclabile *[The 'Save the forest' logo identifies all the items that are manufactured with low environmental impact technologies and the use of polypropylene that is fully recycled and recyclable]*





SEDUTE PER UFFICIO

[OFFICE SEATING]

A man in a dark polo shirt is working at a desk in the background, blurred. In the foreground, a white box is prominently displayed, featuring the BRADO logo. The logo consists of a red circle with a white letter 'B' inside, followed by the word 'BRADO' in a bold, black, sans-serif font.

B BRADO







CHICAGO	225	TEXAS	113
KIT 215 CHICAGO/A	226	KIT 195 TEXAS/HP	114
KIT 214 CHICAGO/A	226	KIT 195 TEXAS/H	114
CINQUE	89	VERTIGO	229
KIT 086 CINQUE/HP	90	KIT 173 VERTIGO/B	230
FLUTE	97	KIT 172 VERTIGO/B	230
KIT 160 FLUTE/HP	98	KIT 171 VERTIGO/B	231
GOBLIN	83	VITO	147
KIT 139 GOBLIN/HP	84	KIT 093 VITO/CP01	148
KIMBERLY	77	ZOE-EMOTION	59
KIT 183 KIMBERLY/HP	78	KIT 190 ZOE-EMOTION/AM 60	
KIND	35	ZOE-EVOLVE	55
KIT 203 KIND/AP	36	KIT 189 ZOE-EVOLVE/AM	56
KIT 202 KIND/AP	38		
KIT 204 KIND/APL	40		
KIT 204 KIND/APS	40		
KIT 204 KIND/A	41		
KIND-WHITE	51		
KIT 203 KIND/AWP	52		
MANAGER	241		
KIT 022 MANAGER/A	242		
KIT 022 MANAGER/B	242		
MIAMI	221		
KIT 213 MIAMI/A	222		
KIT 212 MIAMI/A	222		
KIT 211 MIAMI/A	223		
PEGASO	233		
KIT 089 PEGASO/A	234		
KIT 089 PEGASO/B	234		
KIT 089 PEGASO/C	235		
QUATTRO	103		
KIT 081 QUATTRO/HP	104		
SENATOR	237		
KIT 021 SENATOR/A	238		
KIT 021 SENATOR/B	238		
TAGIX	31		
KIT 209 TAGIX/AP01	32		
TELA	71		
KIT 147 TELA/AP01	72		
KIT 147 TELA/BP	74		

BRADO propone ulteriori varianti kit oltre a quelli presentati sul catalogo. Visita www.brado.it
BRADO offers more kits options than those in the catalogue. Visit www.brado.it

Alcuni prodotti possono essere soggetti ad esclusive commerciali territoriali
Some products could be subjected to exclusive territorial sale

B



MANAGER



ALICIA	109	GOCCIA	165	ZOE-EMOTION	59
KIT 180 ALICIA/A.....	110	KIT 111 GOCCIA/J.....	166	KIT 190 ZOE EMOTION/BM.60	
KIT 180 ALICIA/B.....	110	INCA	173	KIT 190 ZOE EMOTION/CM.61	
KIT 180 ALICIA/C.....	111	KIT 027 INCA/J.....	174	ZOE-EVOLVE.....	55
KIT 180 ALICIA/D.....	111	INDIA	123	KIT 189 ZOE EVOLVE/BM.....	56
ATHEA	139	KIT 074 INDIA/DL.....	124	KIT 189 ZOE EVOLVE/CM.....	57
KIT 152 ATHEA/B.....	140	KIT 074 INDIA/D.....	124	KIT 189 ZOE-EVOLVE/DM.....	57
ATLANTIA.....	131	KIT 074 INDIA/B.....	125		
KIT 158 ATLANTIA/E.....	132	KIMBERLY	77		
KIT 158 ATLANTIA/B.....	132	KIT 183 KIMBERLY/F.....	78		
BABA	197	KIT 182 KIMBERLY/L.....	80		
KIT 113 BABA/J.....	198	KIND	35		
BIRO.....	193	KIT 203 KIND/A.....	36		
KIT 032 BIRO AMERICA/A.....	194	KIT 202 KIND/A.....	38		
BUG	169	KIT 201 KIND/A.....	39		
KIT 052 BUG/J.....	170	KIND-WHITE	51		
C2	127	KIT 203 KIND/AW.....	52		
KIT 141 C2/E.....	128	LIVING	155		
KIT 141 C2/B.....	128	KIT 168 LIVING/J.....	156		
CHAT	151	MELA	135		
KIT 116 CHAT/C01.....	152	KIT 092 MELA/C01.....	136		
CINQUE.....	89	ONDA	67		
KIT 086 CINQUE/B01.....	90	KIT 142 ONDA/C.....	68		
KIT 086 CINQUE/F.....	91	KIT 142 ONDA/E.....	68		
KIT 085 CINQUE/B01.....	92	POP	117		
KIT 085 CINQUE/J.....	92	KIT 154 POP/B01.....	118		
ELEGANCE	181	KIT 154 POP/H.....	118		
KIT 170 ELEGANCE/J.....	182	KIT 155 POP/H.....	120		
KIT 169 ELEGANCE/J.....	184	QUATTRO	103		
ERGON	177	KIT 081 QUATTRO/B.....	104		
KIT 018 ERGON/J.....	178	KIT 081 QUATTRO/F.....	105		
ESTELA	161	KIT 081 QUATTRO/J.....	105		
KIT 058 ESTELA/J.....	162	KIT 080 QUATTRO/F.....	106		
FLUTE	97	TAGIX	31		
KIT 160 FLUTE/B01.....	98	KIT 209 TAGIX/C.....	32		
KIT 160 FLUTE/J.....	99	TELA	71		
KIT 159 FLUTE/F.....	100	KIT 147 TELA/A.....	72		
KIT 159 FLUTE/J.....	100	KIT 148 TELA/A.....	73		
FOCUS	187	KIT 147 TELA/B.....	74		
KIT 177 FOCUS/J.....	188	KIT 148 TELA/B.....	75		
KIT 176 FOCUS/J.....	190				
GOBLIN	83				
KIT 139 GOBLIN/F.....	84				
KIT 139 GOBLIN/J.....	85				
KIT 138 GOBLIN/J.....	86				

BRADO propone ulteriori varianti kit oltre a quelli presentati sul catalogo. Visita www.brado.it
BRADO offers more kits options than those in the catalogue. Visit www.brado.it

Alcuni prodotti possono essere soggetti ad esclusive commerciali territoriali
Some products could be subjected to exclusive territorial sale



B

HIGHLINE

B

B

ATHEA	139	KIT 056 ESTELA/A01	163	KIT 079 MALY/B	144
KIT 152 ATHEA/C	140	EXAGONUS	27	KIT 079 MALY/A01	144
KIT 153 ATHEA/A01	141	KIT 230 EXAGONUS/AG	28	KIT 078 MALY/A01	145
BABA	197	KIT 230 EXAGONUS/B	28	MELA	135
KIT 112 BABA/A01	198	KIT 229 EXAGONUS/A	29	KIT 092 MELA/A	136
BIRO	193	KIT 229 EXAGONUS/BG	29	KIT 091 MELA/A	137
KIT 041 BIRO AMERICA/A01...	194	FLUTE	97	PASSPORT	63
KIT 020 BIRO/A	195	KIT 160 FLUTE/G	99	KIT 191 PASSPORT/G	65
KIT 019 BIRO/A	195	KIT 159 FLUTE/A01	101	POP	117
B-LINE	209	FOCUS	187	KIT 154 POP/C01	119
KIT 006 B-LINE/A	210	KIT 177 FOCUS/H	188	KIT 154 POP/F	119
KIT 005 B-LINE/A	210	KIT 177 FOCUS/G	189	KIT 155 POP/F	120
KIT 006 B-LINE/D	211	KIT 177 FOCUS/D	189	KIT 155 POP/A	121
B-SIDE	205	KIT 176 FOCUS/G	190	QUATTRO	103
KIT 009 B-SIDE/A	206	KIT 175 FOCUS/E	191	KIT 080 QUATTRO/G	106
KIT 024 B-SIDE/A01	206	KIT 175 FOCUS/D	191	KIT 080 QUATTRO/A	107
KIT 007 B-SIDE/A01	207	GOBLIN	83	TREVI	213
KIT 023 B-SIDE/A	207	KIT 139 GOBLIN/G	85	KIT 004 TREVI/A	214
BUG	169	KIT 138 GOBLIN/G	86	KIT 003 TREVI/B	214
KIT 051 BUG/B	170	KIT 138 GOBLIN/A01	87	KIT 003 TREVI/A	215
KIT 051 BUG/A01	171	GOCCIA	165	KIT 002 TREVI/A	215
KIT 050 BUG/A01	171	KIT 110 GOCCIA/B	166	TULIP	217
CHAT	151	KIT 110 GOCCIA/A	167	KIT 012 TULIP/A	218
KIT 116 CHAT/B	152	KIT 109 GOCCIA/B	167	KIT 011 TULIP/A	218
KIT 115 CHAT/A	153	IDEA	201	KIT 010 TULIP/A	219
CINQUE	89	KIT 044 IDEA/A01	202	VITO	147
KIT 086 CINQUE/G	91	KIT 055 IDEA/I	202	KIT 093 VITO/B01	148
KIT 085 CINQUE/G	93	KIT 055 IDEA/A01	203	KIT 123 VITO/A	149
KIT 151 CINQUE/J	94	INCA	173		
KIT 151 CINQUE/L	94	KIT 026 INCA/B	174		
KIT 151 CINQUE/A	95	KIT 026 INCA/C	175		
ELEGANCE	181	KIT 025 INCA/D	175		
KIT 170 ELEGANCE/H	182	KIMBERLY	77		
KIT 170 ELEGANCE/G	183	KIT 183 KIMBERLY/G	79		
KIT 170 ELEGANCE/D	183	KIT 183 KIMBERLY/B	79		
KIT 169 ELEGANCE/I	184	KIT 182 KIMBERLY/G	80		
KIT 169 ELEGANCE/A	185	KIT 182 KIMBERLY/A	81		
ERGON	177	LIVING	155		
KIT 017 ERGON/B	178	KIT 168 LIVING/H	156		
KIT 017 ERGON/A	179	KIT 168 LIVING/G	157		
KIT 016 ERGON/A	179	KIT 168 LIVING/D	157		
ESTELA	161	KIT 167 LIVING/I	158		
KIT 057 ESTELA/G	162	KIT 167 LIVING/F	158		
KIT 057 ESTELA/A01	163	KIT 167 LIVING/A	159		
		MALY	143		

BRADO propone ulteriori varianti kit oltre a quelli presentati sul catalogo. Visita www.brado.it
BRADO offers more kits options than those in the catalogue. Visit www.brado.it

Alcuni prodotti possono essere soggetti ad esclusive commerciali territoriali
Some products could be subjected to exclusive territorial sale

B



TASK



ATHEA	139	KIND-WHITE	51	KIT 148 TELA/E	73
KIT 153 ATHEA/E	141	KIT200 KIND/AW	53	KIT 148 TELA/F	75
BABA	197	KIT 199 KIND/DW	53	TEXAS	113
KIT 112 BABA/B	199	LAYER	261	KIT 197 TEXAS/A	115
C2	127	KIT 049 LAYER/A	262	KIT 196 TEXAS/A	115
KIT 141 C2/C	129	KIT 049 LAYER/B	262	TULIP-PU	273
CHAT	151	KIT 049 LAYER/C	263	KIT 013 TULIP/B	275
KIT 115 CHAT/D	153	KIT 049 LAYER/D	263	VITO	147
CINQUE	89	LIVING	155	KIT 123 VITO/E	149
KIT 085 CINQUE/C	93	KIT 167 LIVING/C	159	WAIT	245
ELEGANCE	181	MALY	143	KIT 157 WAIT PC/B	246
KIT 169 ELEGANCE/C	185	KIT 078 MALY/D	145	KIT 157 WAIT PC/D	246
FLUTE	97	MELA	135	KIT 146 WAIT/B	247
KIT 159 FLUTE/D	101	KIT 091 MELA/E	137	KIT 146 WAIT/D	247
GOBLIN	83	MORFEO	265		
KIT 138 GOBLIN/C	87	KIT 117 MORFEO/A	266		
INDIA	123	KIT 117 MORFEO/B	266		
KIT 074 INDIA/C	125	KIT 117 MORFEO/E	267		
ISO	253	PASSPORT	63		
KIT 015 ISO/A	254	KIT 191 PASSPORT/A	64		
KIT 015 ISO/B	254	KIT 191 PASSPORT/C	64		
KIT 015 ISO/C	255	KIT 191 PASSPORT/E	65		
KIT 015 ISO/D	255	PEGASO	233		
ISO-WOOD	257	KIT 089 PEGASO/D	235		
KIT 101 ISO/AF	258	POP	117		
KIT 101 ISO/BF	258	KIT 155 POP/E	121		
KIT 101 ISO/FF	259	PRACTICA	281		
KIMBERLY	77	KIT 014 PRACTICA/B	283		
KIT 182 KIMBERLY/J	81	QUATTRO	103		
KIND-VISITOR	43	KIT 080 QUATTRO/D	107		
KIT200 KIND/A	44	REBECCA	269		
KIT200 KIND/B	44	KIT 188 REBECCA/B	271		
KIT200 KIND/BR	45	RIGHT	249		
KIT 200 KIND/F01	45	KIT 033 RIGHT/A	250		
KIT199 KIND/B	46	KIT 033 RIGHT/B	250		
KIT199 KIND/BR	46	SOFTY	285		
KIT199 KIND/D	47	KIT 087 SOFTY/B	287		
KIT 199 KIND/F01	47	TAGIX	31		
KIT198 KIND/B	48	KIT 210 TAGIX/A	33		
KIT198 KIND/BR	48	TELA	71		
KIT198 KIND/D	49				
KIT 198 KIND/F01	49				

BRADO propone ulteriori varianti kit oltre a quelli presentati sul catalogo. Visita www.brado.it
BRADO offers more kits options than those in the catalogue. Visit www.brado.it

Alcuni prodotti possono essere soggetti ad esclusive commerciali territoriali
Some products could be subjected to exclusive territorial sale



B

WAITING

BACCA293

KIT 132 BACCA/A01294

KIT 132 BACCA/B294

CINQUE89

KIT 151 CINQUE/M95

CIRCLE.....297

KIT 114 CIRCLE/B.....298

KIT 114 CIRCLE/A01.....298

PRACTICA.....281

KIT 014 PRACTICA/A.....282

KIT 014 PRACTICA/D.....282

KIT 014 PRACTICA/E283

REBECCA269

KIT 188 REBECCA/A270

KIT 188 REBECCA/E.....270

KIT 188 REBECCA/C271

SOFTY285

KIT 087 SOFTY/A286

KIT 087 SOFTY/D286

KIT 087 SOFTY/E287

TULIP-PU273

KIT 013 TULIP/A274

KIT 013 TULIP/D274

KIT 013 TULIP/E275

TULIP-STOOL.....277

KIT 090 TULIP STOOL/C.....278

KIT 090 TULIP STOOL/D.....278

KIT 090 TULIP STOOL/A.....279

KIT 090 TULIP STOOL/A01.279

WORK.....289

KIT 136 WORK/E290

KIT 136 WORK/A290

KIT 136 WORK/D291

KIT 136 WORK/A01291

BRADO propone ulteriori varianti kit oltre a quelli presentati sul catalogo. Visita www.brado.it
BRADO offers more kits options than those in the catalogue. Visit www.brado.it

Alcuni prodotti possono essere soggetti ad esclusive commerciali territoriali
Some products could be subjected to exclusive territorial sale

WORK

B



■ KIT 230 EXAGONUS/B



■ KIT 230 EXAGONUS/AG



KIT 229 EXAGONUS/A

KIT 229 EXAGONUS/BG



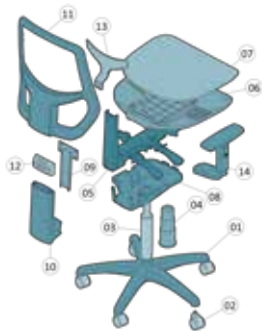
B

EXAGONUS

KIT 230 EXAGONUS/AG

T A S K

Versione grigia, schienale per rete, senza opzioni rete, base Jamila, meccanica B3 2 leve, braccioli Acrux regolabili
 Grey mesh back, without net, Jamila base, 3 levers B3 mechanism, height adjustable Acrux arms

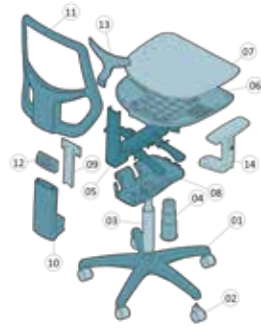


- 01 1 x BBAY0740113 Base JAMILA Ø 640mm, in nylon grigia
JAMILA base, Ø 640mm, nylon, grey
- 02 5 x RUP001113 Ruota libera Ø 50mm, perno Ø 11mm, grigia
Free castor Ø 50mm, pin Ø 11mm, grey
- 03 1 x ALM31701S Alzata a gas 50x28x230mm, corsa 135mm, nera, imballo su scatola
Gas lift 50x28x230mm, run 135mm, black, packed in box
- 04 1 x STP001A13 Soffietto telescopico 4 stadi piano, Ø 50mm, grigio
3 stages flat telescopic bellow, Ø 50mm, grey
- 05 1 x SYM0491513 Meccanica B3 a 2 leve con movimento a contatto permanente, grigio
B3 permanent contact mech. with 2 levers, grey
- 06 1 x SSP393A13 Sottosedile EXAGONUS, per braccioli inclinazione 10°, grigio
EXAGONUS outer seat, 10° armrests inclination, grey
- 07 1 x SDL910F9N15AH Sedile in legno multistrato EXAGONUS per SSP393, 10 borchie
EXAGONUS wooden inner seat for SSP393, 10 t-nuts
- 08 1 x ACP29113A Carter sottosedile EXAGONUS versione meccanica 2 leve, grigio
EXAGONUS seat outer cover for 2 levers, grey
- 09 1 x ASM038PNR Estensore a "T" per meccanica B3 con staffa di fissaggio, interassi 80/100x30mm
"T" back-bar with welded plate for B3 mech, 80/100x30mm fixing points, black
- 10 1 x CLP02213 Coprilama EXAGONUS, larghezza 60mm, grigio
EXAGONUS back bar cover, width 60mm, grey
- 11 1 x SEK540S13 Schienale + cornice EXAGONUS assemblato con viti, grigio
EXAGONUS mesh grey assembled back outer and inner with screws
- 12 1 x ACY302NR Adattatore jbar per schienale EXAGONUS in rete
EXAGONUS mesh back clip black
- 13 1 x ACY30313 Apoggiareni EXAGONUS rete, grigio
EXAGONUS mesh lumbar support, grey
- 14 2 x BRY220AAHA13 Bracciolo regolabile ACRUX con staffa 10°, corsa 75mm, in nylon grigio (ambidestro)
ACRUX adjustable arm with integrated 10° bracket, stroke 75mm, grey (L&R hands)
- 15 2 x VTM0416PSXNR Vite 4x16mm TPS + termoformante
Recessed countersunk thread forming screw 4x16mm
- 16 9 x VTM0418BPXFB Vite truciolare TC+ 4x18mm, brunita
Chipboard screw PZ pan head 4x18mm, bronzed
- 17 8 x VTM0620BPCFB Vite TBL COMBI DS M6x20mm, brunita
Screw wide combo truss head M6x20mm, bronzed
- 18 6 x VTM0635BPCFB Vite TBL COMBI DS M6x35mm, brunita
Screw wide combo truss head M6x35mm, bronzed
- 19 1,8m x ACT314NR **Options**
Fettuccia per schienale rete EXAGONUS, nera
Fabric stripe for EXAGONUS mesh back, black

KIT 230 EXAGONUS/B

T A S K

Schienale per rete, senza opzioni rete, base Jamila, meccanica B3 3 leve, braccioli Acrux regolabili
 Black mesh back, without net, Jamila base, 3 levers B3 mechanism, height adjustable Acrux arms

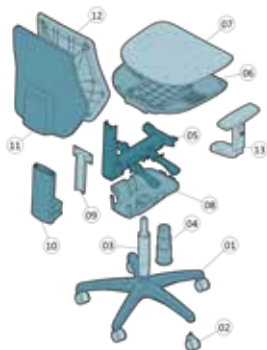


- 01 1 x BAY07401NR Base JAMILA Ø 640mm, in nylon nera
JAMILA base, Ø 640mm, nylon, black
- 02 5 x RUP0011NR Ruota libera Ø 50mm, perno Ø 11mm, nera
Free castor Ø 50mm, pin Ø 11mm, black
- 03 1 x ALM31701S Alzata a gas 50x28x230mm, corsa 135mm, nera, imballo su scatola
Gas lift 50x28x230mm, run 135mm, black, packed in box
- 04 1 x STP001ANR Copricolonna telescopico a 3 stadi piano, Ø 50mm, nero
3 stages flat telescopic bellow, Ø 50mm, black
- 05 1 x SYM05015 Meccanica B3 a 3 leve con movimento asincrono
B3 asynchro mechanism with 3 levers
- 06 1 x SSP393ANR Sottosedile EXAGONUS, per braccioli inclinazione 10°, nero
EXAGONUS outer seat, 10° armrests inclination, black
- 07 1 x SDL910F9N15AH Sedile in legno multistrato EXAGONUS per SSP393, 10 borchie
EXAGONUS wooden inner seat for SSP393, 10 t-nuts
- 08 1 x ACP2911NRB Carter sottosedile EXAGONUS versione meccanica 3 leve, nero
EXAGONUS seat outer cover for 3 levers, black
- 09 1 x ASM038PNR Estensore a "T" per meccanica B3 con staffa di fissaggio, interassi 80/100x30mm
"T" back-bar with welded plate for B3 mech, 80/100x30mm fixing points, black
- 10 1 x CLP022NR Coprilama EXAGONUS, larghezza 60mm, nero
EXAGONUS back bar cover, width 60mm, black
- 11 1 x SEK540SNR Schienale + cornice EXAGONUS assemblato con viti, nero
EXAGONUS mesh black assembled back outer and inner with screws
- 12 1 x ACY302NR Adattatore jbar per schienale EXAGONUS in rete
EXAGONUS mesh back clip black
- 13 1 x ACY303NR Poggiareni EXAGONUS rete, nero
EXAGONUS lumbar support, black
- 14 2 x BRY220AAHANR Bracciolo regolabile ACRUX con staffa 10°, corsa 75mm, in nylon nero (ambidestro)
ACRUX adjustable arm with integrated 10° bracket, stroke 75mm, black (L&R hands)
- 15 2 x VTM0416PSXNR Vite 4x16mm TPS + termoformante
Recessed countersunk thread forming screw 4x16mm
- 16 9 x VTM0418BPXFB Vite truciolare TC+ 4x18mm, brunita
Chipboard screw PZ pan head 4x18mm, bronzed
- 17 8 x VTM0620BPCFB Vite TBL COMBI DS M6x20mm, brunita
Screw wide combo truss head M6x20mm, bronzed
- 18 6 x VTM0635BPCFB Vite TBL COMBI DS M6x35mm, brunita
Screw wide combo truss head M6x35mm, bronzed
- 19 1,8m x ACT314NR **Options**
Fettuccia per schienale rete EXAGONUS, nera
Fabric stripe for EXAGONUS mesh back, black

KIT 229 EXAGONUS/A

T A S K

Schienale tappezzato, base Jamila, meccanica B3 2 leve, braccioli Acrux regolabili
 Back to be upholstered, Jamila base, 2 levers
 B3 mech, height adjustable Acrux arms

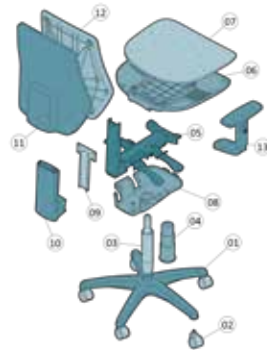


- 01 1 x BAY07401NR Base JAMILA Ø 640mm, in nylon nera
JAMILA base, Ø 640mm, nylon, black
- 02 5 x RUP0011NR Ruota libera Ø 50mm, perno Ø 11mm, nera
Free castor Ø 50mm, pin Ø 11mm, black
- 03 1 x ALM31701S Alzata a gas 50x28x230mm, corsa 135mm, nera, imballo su scatola
Gas lift 50x28x230mm, run 135mm, black, packed in box
- 04 1 x STP001ANR Copricolonna telescopico a 3 stadi piano, Ø 50mm, nero
3 stages flat telescopic bellow, Ø 50mm, black
- 05 1 x SYM04915 Meccanica B3 a 2 leve con movimento a contatto permanente
B3 permanent contact mech. with 2 levers
- 06 1 x SSP393ANR Sottosedile EXAGONUS, per braccioli inclinazione 10°, nero
EXAGONUS outer seat, 10° armrests inclination, black
- 07 1 x SDL910F9N15AH Sedile in legno multistrato EXAGONUS per SSP393, 10 borchie
EXAGONUS wooden inner seat for SSP393, 10 t-nuts
- 08 1 x ACP291NRA Carter sottosedile EXAGONUS versione meccanica 2 leve, nero
EXAGONUS seat outer cover for 2 levers, black
- 09 1 x ASM038PNR Estensore a "T" per meccanica B3 con staffa di fissaggio, interassi 80/100x30mm
"T" back-bar with welded plate for B3 mech, 80/100x30mm fixing points, black
- 10 1 x CLP022NR Coprilama EXAGONUS, larghezza 60mm, nero
EXAGONUS back bar cover, width 60mm, black
- 11 1 x SCP538ANR Coprischienale EXAGONUS, con agganci automatici, nero
EXAGONUS outer backrest with automatic hooks, black
- 12 1 x SHP292A67 Interno schienale EXAGONUS per SCP538, 6 borchie
EXAGONUS inner backrest for SCP538, 6 t-nuts
- 13 2 x BRY220AAHANR Bracciolo regolabile ACRUX con staffa 10°, corsa 75mm, in nylon nero (ambidestro)
ACRUX adjustable arm with integrated 10° bracket, stroke 75mm, black (L&R hands)
- 14 9 x VTM0418BPXFB Vite truciolare TC+ 4x18mm, brunita
Chipboard screw PZ pan head 4x18mm, bronzed
- 15 8 x VTM0620BPCFB Vite TBL COMBI DS M6x20mm, brunita
Screw wide combo truss head M6x20mm, bronzed
- 16 6 x VTM0635BPCFB Vite TBL COMBI DS M6x35mm, brunita
Screw wide combo truss head M6x35mm, bronzed

KIT 229 EXAGONUS/BG

T A S K

Versione grigia, schienale tappezzato, base Jamila, meccanica B3 3 leve, braccioli Acrux regolabili
 Grey back to be upholstered, Jamila base, 3 levers
 B3 mech, height adjustable Acrux arms




- 01 1 x BAY0740113 Base JAMILA Ø 640mm, in nylon grigia
JAMILA base, Ø 640mm, nylon, grey
- 02 5 x RUP001113 Ruota libera Ø 50mm, perno Ø 11mm, grigia
Free castor Ø 50mm, pin Ø 11mm, grey
- 03 1 x ALM31701S Alzata a gas 50x28x230mm, corsa 135mm, nera, imballo su scatola
Gas lift 50x28x230mm, run 135mm, black, packed in box
- 04 1 x STP001A13 Soffietto telescopico 4 stadi piano, Ø 50mm, grigio
3 stages flat telescopic bellow, Ø 50mm, grey
- 05 1 x SYM0501513 Mec. B3 a 3 leve grigio con mov. asincrono
B3 asynchro mech with 3 levers grey
- 06 1 x SSP393A13 Sottosedile EXAGONUS, per braccioli inclinazione 10°, grigio
EXAGONUS outer seat, 10° armrests inclination, grey
- 07 1 x SDL910F9N15AH Sedile in legno multistrato EXAGONUS per SSP393, 10 borchie
EXAGONUS wooden inner seat for SSP393, 10 t-nuts
- 08 1 x ASM038PNR Estensore a "T" per meccanica B3 con staffa di fissaggio, interassi 80/100x30mm
"T" back-bar with welded plate for B3 mech, 80/100x30mm fixing points, black
- 09 1 x ACP29113B Carter sottosedile EXAGONUS versione meccanica 3 leve, grigio
EXAGONUS seat outer cover for 3 levers, grey
- 10 1 x CLP02213 Coprilama EXAGONUS, larghezza 60mm, grigio
EXAGONUS back bar cover, width 60mm, grey
- 11 1 x SCP538A13 Coprischienale EXAGONUS, con agganci automatici, grigio
EXAGONUS outer backrest with automatic hooks, grey
- 12 1 x SHP292A67 Interno schienale EXAGONUS per SCP538, 6 borchie
EXAGONUS inner backrest for SCP538, 6 t-nuts
- 13 2 x BRY220AAHA13 Bracciolo regolabile ACRUX con staffa 10°, corsa 75mm, in nylon grigio (ambidestro)
ACRUX adjustable arm with integrated 10° bracket, stroke 75mm, grey (L&R hands)
- 14 9 x VTM0418BPXFB Vite truciolare TC+ 4x18mm, brunita
Chipboard screw PZ pan head 4x18mm, bronzed
- 15 8 x VTM0620BPCFB Vite TBL COMBI DS M6x20mm, brunita
Screw wide combo truss head M6x20mm, bronzed
- 16 6 x VTM0635BPCFB Vite TBL COMBI DS M6x35mm, brunita
Screw wide combo truss head M6x35mm, bronzed

KIT 209 TAGIX/C



KIT 210 TAGIX/A



 KIT 209 TAGIX/AP01



B

TAGIX

KIT 209 TAGIX/AP01

MANAGER

Base Punta all., mecc. Whale, sedile Matrix, bracc. Zodiac reg. all., pad PU, poggiatesta, rete da assemblare
 Aluminum Punta base, Whale mechanism, Matrix seat, adj. Zodiac arm, PU pad, lumbar supp, headrest, disassembled back



- 01 1 x BAM07001AL Base PUNTA Ø 680mm, alluminio
PUNTA base Ø 680mm, aluminium
 - 02 5 x RUP0021NR Ruota libera in gomma Ø 50mm, perno Ø 11mm, nera
Rubber free castor Ø 50mm, pin Ø 11mm, black
 - 03 1 x ALM31901FC Alzata a gas rastremata 50x28x210mm, classe III ,corsa 125mm, cromata
Tapered gas lift 50x28x210mm, run 125mm, chromed
 - 04 1 x SYM04513 Meccanica sincronizzata WHALE
WHALE synchronized mechanism
 - 05 1 x SSP353ANR Sottosedile MATRIX traslatore, per braccioli inclinazione 10°, nero
MATRIX sliding outer seat, 10° armrests inclination, black
 - 06 1 x ACP829NR Tirette per sedile MATRIX, pannello di istruzioni, nero
MATRIX seat drawer with instruction card, black
 - 07 1 x SDZ157XACAH Sedile con traslatore MATRIX per SSP353, rinforzato con barre, 18 borchie
MATRIX reinforced sliding inner seat for SSP353, with metal bars, 18 t-nuts
 - 08 1 x SCY528ANR Schienale TAGIX operativa, c/bussole per poggiatesta, in nylon nero
TAGIX outer backrest frame, with t-nuts for headrest, black nylon
 - 09 1 x ACM076NR Piastrina in metallo per fissaggio J-bar, nera
Small plate for J-bar fixing, black
 - 10 1 x ACP241NR Cornice inferiore schienale TAGIX per rete, nera
TAGIX lower backrest frame for mesh, black
 - 11 1 x ACY239NR Blocchetto per fissaggio inferiore cornice TAGIX, in nylon nero
TAGIX fixing block for lower frame, black nylon
 - 12 4 x VTM0515BPXNR Vite hilo s/punta TC+ 5x15mm, nera
Hilo screw tip pan head 5x15mm, black
 - 13 1 x ACY289NR Poggiatesta TAGIX operativa, in nylon nero
TAGIX lumbar support for task chair, black nylon
 - 14 1 x PTY001NRX Poggiatesta TAGIX assemblato, tappo e viti, in nylon nero
Assembled TAGIX headrest, cap and screw, black nylon
 - 15 1 x ACI067BC Poggiatesta schiumato da tappezzare, con inserto, densità 65, bianco
Headrest foam to be upholstered, with insert, D.65, white
 - 16 2 x BRY212CAHANR Bracciolo regolabile ZODIAC con staffa in alluminio 10°, 2D, corsa 80mm, in nylon nero (1 dx o 1 sx)
ZODIAC adjustable arm with aluminium 10° bracket, 2D, run 80mm, black (1 rh or 1 lh)
 - 17 2 x ACU185NR Pad per bracciolo ZODIAC in poliuretano, nero
ZODIAC polyurethane pad, black
 - 18 8 x VTM0516BPCFB Vite hilo testa Ø10.5 TB+ 5x16mm, brunita
Hilo screw tip Ø10.5 truss head 5x16mm, bronzed
 - 19 4 x VTM0620BPCFB Vite TBL COMBI DS M6x20mm, brunita
Screw wide combo truss head M6x20mm, bronzed
 - 20 6 x VTM0635BPCFB Vite TBL COMBI DS M6x35mm, brunita
Screw wide combo truss head M6x35mm, bronzed
 - 21 3 x VTM0825BPBNR Vite TBEI M8x25mm, nera
Screw hex recess truss head M8x25mm, black
- Options**
- 22 1 x SDI157T Schiumato sedile MATRIX per TAGIX, densità 60
MATRIX seat foam for TAGIX D.60
 - 23 1 x ACT307NR Rete per schienale TAGIX operativa, nero
TAGIX backrest mesh, black

KIT 209 TAGIX/C

T A S K HIGHLINE

Base Punta nylon maxi, mecc. Whale, sedile Matrix fisso, braccioli Zodiac fissi, poggiatesta, rete da assemblare
 Punta nylon maxi base, Whale mechanism, Matrix fixed seat, Zodiac fixed armrests, lumbar support, disassembled back



- 01 1 x BAY06801NR Base PUNTA maxi, Ø 680mm, in nylon nera
PUNTA maxi base, Ø 680mm, nylon, black
 - 02 5 x RUP0011NR Ruota libera Ø 50mm, perno Ø 11mm, nera
Free castor Ø 50mm, pin Ø 11mm, black
 - 03 1 x ALM31901 Alzata a gas rastremata 50x28x210mm, classe III, corsa 125mm, nera
Tapered gas lift 50x28x210mm, run 125mm, black
 - 04 1 x STP009ANR Copricolonna telescopico a 3 stadi corto, Ø 50mm, nero
3 stages short telescopic bellow, Ø 50mm, black
 - 05 1 x SYM04513 Meccanica sincronizzata WHALE
WHALE synchronized mechanism
 - 06 1 x SSP385ANR Sottosedile MATRIX fisso, nero
MATRIX fixed outer seat, 10° armrests inclination, black
 - 07 1 x SDZ049A78AH Sedile in plastica rinforzato ESSENTIA/QUATTRO/MATRIX per SSP207, SSP239 e SSP303, con barre, 14 borchie
ESSENTIA/QUATTRO/MATRIX reinforced inner seat for SSP207, SSP239, SSP303 and SSP385, with metal bars, 14 t-nuts
 - 08 1 x SCY528ANR Schienale TAGIX operativa, c/bussole per poggiatesta, in nylon nero
TAGIX outer backrest frame, with t-nuts for headrest, black nylon
 - 09 1 x ACM076NR Piastrina in metallo per fissaggio J-bar, nera
Small plate for J-bar fixing, black
 - 10 1 x ACP241NR Cornice inferiore schienale TAGIX per rete, nera
TAGIX lower backrest frame for mesh, black
 - 11 1 x ACY239NR Blocchetto per fissaggio inferiore cornice TAGIX, in nylon nero
TAGIX fixing block for lower frame, black nylon
 - 12 4 x VTM0515BPXNR Vite hilo s/punta TC+ 5x15mm, nera
Hilo screw tip pan head 5x15mm, black
 - 13 1 x ACY289NR Poggiatesta TAGIX operativa, in nylon nero
TAGIX lumbar support for task chair, black nylon
 - 14 2 x BRY211AAHANR Bracciolo ZODIAC fisso, con staffa 10°, in nylon nero (1 dx o 1 sx)
ZODIAC fixed arm with integrated 10° bracket, black (1 rh or 1 lh)
 - 15 2 x ACY184NR Pad per bracciolo ZODIAC in nylon, nero
ZODIAC nylon pad, black
 - 16 4 x VTM0516BPCFB Vite hilo testa Ø10.5 TB+ 5x16mm, brunita
Hilo screw tip Ø10.5 truss head 5x16mm, bronzed
 - 17 4 x VTM0620BPCFB Vite TBL COMBI DS M6x20mm, brunita
Screw wide combo truss head M6x20mm, bronzed
 - 18 6 x VTM0635BPCFB Vite TBL COMBI DS M6x35mm, brunita
Screw wide combo truss head M6x35mm, bronzed
 - 19 3 x VTM0825BPBNR Vite TBEI M8x25mm, nera
Screw hex recess truss head M8x25mm, black
- Options**
- 20 1 x SDI157T Schiumato sedile MATRIX per TAGIX, densità 60
MATRIX seat foam for TAGIX D.60
 - 21 1 x ACT307NR Rete per schienale TAGIX operativa, nero
TAGIX backrest mesh, black

Versione su slitta cromata, schienale
senza rete
*Chromed cantilever version, back
without net*



- | | | |
|----------------|-------------------|---|
| 01 | 1 x TLF133FC | Slitta TAGIX, Ø 25mm, piedini assemblati, cromato
<i>TAGIX cantilever frame, Ø 25mm, assembled glides, chromed</i> |
| 02 | 1 x SSP387ANR | Sottosedile TAGIX, per cantilever, nero
<i>TAGIX cantilever outer seat, black</i> |
| 03 | 1 x SDL148F5NBPTX | Sedile in legno multistrato TAGIX per SSP387
(cantilever), 7 borchie
<i>TAGIX wooden inner seat for SSP387 (cantilever), 7 t-nuts</i> |
| 04 | 1 x ACY264NR | J-bar TAGIX cantilever c/bussola, in nylon nero
<i>TAGIX cantilever J-bar with bush, black nylon</i> |
| 05 | 1 x SCY532BNR | Schienale TAGIX cantilever, in nylon nero
<i>TAGIX cantilever outer backrest frame, black nylon</i> |
| 06 | 2 x ACP371NR | Inserto per graffatura rete schienale TAGIX cantilever
<i>TAGIX cantilever plastic insert for mesh</i> |
| 07 | 1 x CFM007A | Confezione viti TAGIX cantilever
<i>Screw box for TAGIX cantilever</i> |
| Options | | |
| 08 | 1 x ACT288NRA | Retè per schienale TAGIX visitatore, nero
<i>TAGIX visitor mesh, black</i> |
| 09 | 1 x SDI186A | Schiumato sedile TAGIX (cantilever)
<i>TAGIX seat foam (cantilever) D.65</i> |

KIT 201 KIND/A



KIT 203 KIND/A



 KIT 202 KIND/A

 KIT 204 KIND/APS



B

KIND

KIT 203 KIND/AP

MANAGER

Operativa, schienale alto per rete, base Punta all., sedile Ryde c/trasl., mecc.Whale, br.Zodiac reg. all., poggiatesta High net back task chair, adjustable Zodiac armrests, Ryde sliding seat, synchro Whale, alum. Punta base, headrest

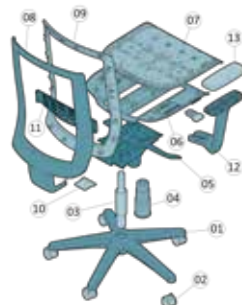


- 01 1 x BAM07001AL Base PUNTA Ø 680mm, alluminio
PUNTA base Ø 680mm, aluminium
- 02 5 x RUP0021NR Ruota libera in gomma Ø 50mm, perno Ø11mm
Rubber castor Ø 50mm, pin Ø 11mm
- 03 1 x ALM31901FC Alzata a gas 50x28x210mm rastremata, cromata
Chromed tapered gas lift, 50x28x210mm
- 04 1 x SYM04513 Meccanica synchro WHALE
WHALE synchronized mechanism
- 05 1 x SSP375ANR Sottosedile RYDE con traslatore
RYDE sliding seat outer
- 06 1 x SDZ177XACAH Sedile RYDE con traslatore, rinforzato, 18 borchie
RYDE reinforced sliding seat, 18 T-nuts
- 07 1 x SCY518ANR Schienale per rete KIND operativa
Kind Back net task chair
- 08 1 x SHS262AN1 Cornice schienale KIND rete (versione operativa)
KIND net seatback frame (task chair version)
- 09 1 x ACM076NR Piastrina in metallo per J-BAR sedia ZOE - Vern. Nero
Small plate for J-BAR ZOE chair - Painted black
- 10 1 x ACP188NR Poggiareni schienale KIND rete (versione operativa)
KIND net with lumbar support (task chair version)
- 11 1 x ACY213NRR Poggiatesta KIND rete (versione operativa)
KIND net headrest (task chair version)
- 12 1 x ACI067BC Schiumato poggiatesta ZOE
ZOE foam headrest
- 13 2 x BRY212CAHANR Bracciolo regolabile 2D ZODIAC dx+sx, staffa 10°
alluminio integrata
2D ZODIAC adjustable r/h/lh armrest, with integrated aluminium bracket 10°
- 14 2 x ACU185NR Pad in poliuretano ZODIAC
ZODIAC polyurethane pad
- 15 8 x VTM0516BPCFB Vite hilo testa Ø10.5 TB+ 5x16mm, brunita
Hilo screw tip Ø10.5 truss head 5x16mm, bronzed
- 16 2 x VTM0516BPCFZ Vite hilo TBL COMBI FR 5x16mm, zincata
Hilo screw wide combo truss head esclock 5x16mm, zinc-plated
- 17 4 x VTM0620BPCFB Vite TBL COMBI DS M6x20mm, brunita
Screw wide combo truss head M6x20mm, bronzed
- 18 6 x VTM0640BPCFB Vite TBL COMBI DS M6x40mm, brunita
Screw wide combo truss head M6x40mm, bronzed
- 19 3 x VTM0825BPBNR Vite TBEI M8x25mm, nera
Screw hex recess truss head M8x25mm, black
- 20 1 x SDI177A Options
Schiumato per sedile RYDE
Foam for RYDE seat

KIT 203 KIND/A

T A S K HIGHLINE

Operativa, schienale alto per rete, base Punta nylon maxi, meccanica Whale, sedile Ryde c/trasl., bracc. Zodiac reg. High net back task chair, adjustable Zodiac armrests, Ryde sliding seat, synchro Whale, maxi Punta base



- 01 1 x BAY06801NR Base PUNTA maxi, Ø 680mm, in nylon nera
PUNTA maxi base, Ø 680mm, nylon, black
- 02 5 x RUP0011NR Ruota libera Ø 50mm, perno Ø 11mm
Free wheel castor Ø 50mm, pin Ø 11mm
- 03 1 x ALM31901 Alzata a gas 50x28x210mm rastremata, nera
Black tapered gas lift 50x28x210mm
- 04 1 x STP009ANR Soffietto telescopico a 3 stadi corto, Ø 50mm
Short telescopic bellow with 3 stage, Ø 50mm
- 05 1 x SYM04513 Meccanica synchro WHALE
WHALE synchronized mechanism
- 06 1 x SSP375ANR Sottosedile RYDE con traslatore
RYDE sliding seat outer
- 07 1 x SDZ177XACAH Sedile RYDE con traslatore, rinforzato, 18 borchie
RYDE reinforced sliding seat, 18 T-nuts
- 08 1 x SCY518ANR Schienale per rete KIND operativa
Kind Back net task chair
- 09 1 x SHS262AN1 Cornice schienale KIND rete (versione operativa)
KIND net seatback frame (task chair version)
- 10 1 x ACM076NR Piastrina in metallo per J-BAR sedia ZOE - Vern. Nero
Small plate for J-BAR ZOE chair - Painted black
- 11 1 x ACP188NR Poggiareni schienale KIND rete (versione operativa)
KIND net with lumbar support (task chair version)
- 12 2 x BRY212AAHANR Bracciolo regolabile 2D ZODIAC dx+sx, staffa 10°
integrata
2D ZODIAC adjustable r/h/lh armrest, with integrated bracket 10°
- 13 2 x ACY184NR Pad in nylon ZODIAC
ZODIAC nylon pad
- 14 8 x VTM0516BPCFB Vite hilo testa Ø10.5 TB+ 5x16mm, brunita
Hilo screw tip Ø10.5 truss head 5x16mm, bronzed
- 15 4 x VTM0620BPCFB Vite TBL COMBI DS M6x20mm, brunita
Screw wide combo truss head M6x20mm, bronzed
- 16 6 x VTM0640BPCFB Vite TBL COMBI DS M6x40mm, brunita
Screw wide combo truss head M6x40mm, bronzed
- 17 3 x VTM0825BPBNR Vite TBEI M8x25mm, nera
Screw hex recess truss head M8x25mm, black
- 18 1 x SDI177A Options
Schiumato per sedile RYDE
Foam for RYDE seat

KIT 202 KIND/AP

MANAGER

Operativa, schienale alto da tapp., base Punta alluminio, sedile Ryde c/trasl., bracc. Zodiac reg. all., poggiatesta High upholstering back task chair, adjustable Zodiac armrests, Ryde sliding seat, synchro Whale, alum. Punta base, headrest



- 01 1 x BAM07001AL Base PUNTA Ø 680mm, alluminio
PUNTA base Ø 680mm, aluminium
- 02 5 x RUP0021NR Ruota libera in gomma Ø 50mm, perno Ø11mm
Rubber castor Ø 50mm, pin Ø 11mm
- 03 1 x ALM31901FC Alzata a gas 50x28x210mm rastremata, cromata
Chromed tapered gas lift, 50x28x210mm
- 04 1 x SYM04513 Meccanica synchro WHALE
WHALE synchronized mechanism
- 05 1 x SSP375ANR Sottosedile RYDE con traslatore
RYDE sliding seat outer
- 06 1 x SDZ177XACAH Sedile RYDE con traslatore, rinforzato, 18 borchie
RYDE reinforced sliding seat, 18 T-nuts
- 07 1 x CLP018NR Coprilama KIND (versione operativa)
KIND back bar cover (task chair version)
- 08 1 x LRM101PNRS Lama regolabile KIND (versione operativa)
KIND adjustable back bar (task chair version)
- 09 1 x SCP524ANR Coprischiena alto KIND (versione operativa)
KIND high seatback cover (task chair version)
- 10 1 x SHP274ABN Schienale KIND alto (versione operativa), 6 borchie, 2 borchie per poggiatesta
KIND high seatback, 6 T-nuts and headrest with 2 T-nuts (task chair version)
- 11 1 x ACY213NRT Poggiatesta KIND tappezzata (versione operativa)
KIND upholstered headrest (task chair version)
- 12 1 x ACI067BC Schiumato poggiatesta ZOE
ZOE foam headrest
- 13 2 x BRY212CAHANR Bracciolo regolabile 2D ZODIAC dx+sx, staffa 10° alluminio integrata
2D ZODIAC adjustable rh/lh armrest, with integrated aluminium bracket 10°
- 14 2 x ACU185NR Pad in poliuretano ZODIAC
ZODIAC polyurethane pad
- 15 8 x VTM0516BPCFB Vite hilo testa Ø10.5 TB+ 5x16mm, brunita
Hilo screw tip Ø10.5 truss head 5x16mm, bronzed
- 16 4 x VTM0620BPCFB Vite TBL COMBI DS M6x20mm, brunita
Screw wide combo truss head M6x20mm, bronzed
- 17 4 x VTM0635BPCFB Vite TBL COMBI DS M6x35mm, brunita
Screw wide combo truss head M6x35mm, bronzed
- 18 6 x VTM0640BPCFB Vite TBL COMBI DS M6x40mm, brunita
Screw wide combo truss head M6x40mm, bronzed
- 19 5 x VTM0812BPBFB Vite TBEI DS M8x12mm, brunita
Screw hex recess truss head M8x12mm, bronzed
- 20 1 x SDI177A Schiumato per sedile RYDE
Foam for RYDE seat
- 21 1 x SHI274A Schienale schiumato alto KIND (versione operativa)
KIND high seatback moulded foam (task chair version)

KIT 202 KIND/A

T A S K HIGHLINE

Operativa, schienale alto da tappezzeria, base Punta nylon maxi, mecc. Whale, sedile Ryde c/trasl., br. Zodiac reg. High upholstering back task chair, adjustable Zodiac armrests, Ryde sliding seat, synchro Whale, maxi Punta base



- 01 1 x BAY06801NR Base PUNTA maxi, Ø 680mm, in nylon nera
PUNTA maxi base, Ø 680mm, nylon, black
- 02 5 x RUP0011NR Ruota libera Ø 50mm, perno Ø 11mm
Free wheel castor Ø 50mm, pin Ø 11mm
- 03 1 x ALM31901 Alzata a gas 50x28x210mm rastremata, nera
Black tapered gas lift 50x28x210mm
- 04 1 x STP009ANR Soffietto telescopico a 3 stadi corto, Ø 50mm
Short telescopic bellow with 3 stage, Ø 50mm
- 05 1 x SYM04513 Meccanica synchro WHALE
WHALE synchronized mechanism
- 06 1 x SSP375ANR Sottosedile RYDE con traslatore
RYDE sliding seat outer
- 07 1 x SDZ177XACAH Sedile RYDE con traslatore, rinforzato, 18 borchie
RYDE reinforced sliding seat, 18 T-nuts
- 08 1 x CLP018NR Coprilama KIND (versione operativa)
KIND back bar cover (task chair version)
- 09 1 x LRM101PNRS Lama regolabile KIND (versione operativa)
KIND adjustable back bar (task chair version)
- 10 1 x SCP524ANR Coprischiena alto KIND (versione operativa)
KIND high seatback cover (task chair version)
- 11 1 x SHP274A67 Schienale KIND alto (versione operativa), 6 borchie
KIND high seatback 6 T-nuts (task chair version)
- 12 2 x BRY212AAHANR Bracciolo regolabile 2D ZODIAC dx+sx, staffa 10° integrata
2D ZODIAC adjustable rh/lh armrest, with integrated bracket 10°
- 13 2 x ACY184NR Pad in nylon ZODIAC
ZODIAC nylon pad
- 14 8 x VTM0516BPCFB Vite hilo testa Ø10.5 TB+ 5x16mm, brunita
Hilo screw tip Ø10.5 truss head 5x16mm, bronzed
- 15 4 x VTM0620BPCFB Vite TBL COMBI DS M6x20mm, brunita
Screw wide combo truss head M6x20mm, bronzed
- 16 4 x VTM0635BPCFB Vite TBL COMBI DS M6x35mm, brunita
Screw wide combo truss head M6x35mm, bronzed
- 17 6 x VTM0640BPCFB Vite TBL COMBI DS M6x40mm, brunita
Screw wide combo truss head M6x40mm, bronzed
- 18 5 x VTM0812BPBFB Vite TBEI DS M8x12mm, brunita
Screw hex recess truss head M8x12mm, bronzed
- 19 1 x SDI177A Schiumato per sedile RYDE
Foam for RYDE seat
- 20 1 x SHI274A Schienale schiumato alto KIND (versione operativa)
KIND high seatback moulded foam (task chair version)

Options

- Schiumato per sedile RYDE
Foam for RYDE seat
- Schienale schiumato alto KIND (versione operativa)
KIND high seatback moulded foam (task chair version)

Operativa, schienale basso da tappezzare, base Punta mini, meccanica Whale, sedile fisso Ryde, braccioli Zodiac fissi
 Low upholstering back task chair, Zodiac armrests, fix Ryde seat, synchro Whale, mini Punta base

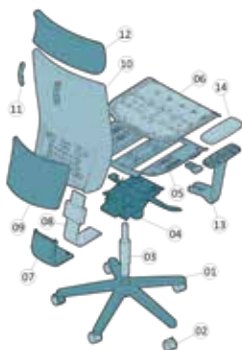


- | | | |
|----------------|------------------|--|
| 01 | 1 x BAY07301NR | Base PUNTA mini , Ø 630mm, in nylon nera
<i>PUNTA mini base, Ø 630mm, nylon, black</i> |
| 02 | 5 x RUP0011NR | Ruota libera Ø 50mm , perno Ø 11mm
<i>Free wheel castor Ø 50mm, pin Ø 11mm</i> |
| 03 | 1 x ALM31901 | Alzata a gas 50x28x210mm rastremata, nera
<i>Black tapered gas lift 50x28x210mm</i> |
| 04 | 1 x STP009ANR | Soffietto telescopico a 3 stadi corto, Ø 50mm
<i>Short telescopic bellows with 3 stage, Ø 50mm</i> |
| 05 | 1 x SYM04513 | Meccanica synchro WHALE
<i>WHALE synchronized mechanism</i> |
| 06 | 1 x SSP377ANR | Sottosedile RYDE
<i>RYDE seat outer</i> |
| 07 | 1 x SDZ178AACAH | Sedile RYDE , rinforzato, 18 borchie
<i>RYDE reinforced seat, 18 T-nuts</i> |
| 08 | 1 x CLP018NR | Coprilama KIND (versione operativa)
<i>KIND back bar cover (task chair version)</i> |
| 09 | 1 x LRM101PNRS | Lama regolabile KIND (versione operativa)
<i>KIND adjustable back bar (task chair version)</i> |
| 10 | 1 x SCP522ANR | Coprischienale basso KIND (versione operativa)
<i>KIND low seatback cover (task chair version)</i> |
| 11 | 1 x SHP272A67 | Schienale KIND basso (versione operativa), 6 borchie
<i>KIND low seatback, 6 T-nuts (task chair version)</i> |
| 12 | 2 x BRY211AAHANR | Bracciolo fisso ZODIAC dx+sx , con staffa 10° integrata
<i>ZODIAC fixed rh/lh armrest, with integrated bracket 10°</i> |
| 13 | 2 x ACY184NR | Pad in nylon ZODIAC
<i>ZODIAC nylon pad</i> |
| 14 | 8 x VTM0516BPCFB | Vite hilo testa Ø10.5 TB+ 5x16mm, brunita
<i>Hilo screw tip Ø10.5 truss head 5x16mm, bronzed</i> |
| 15 | 4 x VTM0620BPCFB | Vite TBL COMBI DS M6x20mm , brunita
<i>Screw wide combo truss head M6x20mm, bronzed</i> |
| 16 | 4 x VTM0635BPCFB | Vite TBL COMBI DS M6x35mm , brunita
<i>Screw wide combo truss head M6x35mm, bronzed</i> |
| 17 | 6 x VTM0640BPCFB | Vite TBL COMBI DS M6x40mm , brunita
<i>Screw wide combo truss head M6x40mm, bronzed</i> |
| 18 | 5 x VTM0812BPBFB | Vite TBEI DS M8x12mm , brunita
<i>Screw hex recess truss head M8x12mm, bronzed</i> |
| Options | | |
| 19 | 1 x SDI177A | Schiumato per sedile RYDE
<i>Foam for RYDE seat</i> |
| 20 | 1 x SHI272A | Schiumato schienale basso KIND (versione operativa)
<i>KIND small back moulded foam (Task chair version)</i> |

KIT 204 KIND/APL

MANAGER

Direzionale, base Punta all., meccanica Whale, sedile c/tras.
 Ryde, braccioli Zodiac reg. all., poggiatesta largo
 Manager chair, alum adjustable Zodiac armrests, Ryde sliding
 seat, synchro Whale, alum Punta base, large headrest

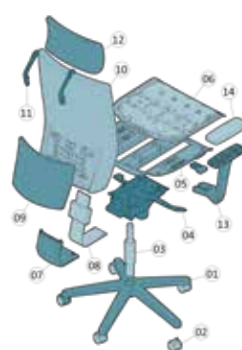


- | | | |
|----------------|------------------|---|
| 01 | 1 x BAM07001AL | Base PUNTA Ø 680mm, alluminio
PUNTA base Ø 680mm, aluminium |
| 02 | 5 x RUP0021NR | Ruota libera in gomma Ø 50mm, perno Ø11mm
Rubber castor Ø 50mm, pin Ø 11mm |
| 03 | 1 x ALM31901FC | Alzata a gas 50x28x210mm rastremata, cromata
Chromed tapered gas lift, 50x28x210mm |
| 04 | 1 x SYM04513 | Meccanica synchro WHALE
WHALE synchronized mechanism |
| 05 | 1 x SSP375ANR | Sottosedile RYDE con traslatore
RYDE sliding seat outer |
| 06 | 1 x SDZ177XACAH | Sedile RYDE con traslatore, rinforzato, 18 borchie
RYDE reinforced sliding seat, 18 T-nuts |
| 07 | 1 x CLP019NR | Coprilama KIND (versione direzionale)
KIND back bar cover (managerial version) |
| 08 | 1 x LRM102PNRS | Lama regolabile KIND (versione direzionale)
KIND adjustable back bar (managerial version) |
| 09 | 1 x SCP526ANR | Coprischiena KIND (versione direzionale)
KIND seatback cover (managerial version) |
| 10 | 1 x SHI276ABM | Schiumato schienale KIND, rinforzato, con inserto
(versione direzionale)
KIND foam reinforced back with metal insert (managerial version) |
| 11 | 1 x ACM228AL | Coppia staffette fissaggio poggiatesta KIND largo
(versione direzionale)
Bracket for KIND task chair large headrest |
| 12 | 1 x ACI199L | Schiumato poggiatesta KIND largo, con inserto
(versione direzionale)
KIND large moulded foam headrest |
| 13 | 2 x BRY212CAHANR | Bracciolo regolabile 2D ZODIAC dx+sx, staffa 10°
alluminio integrata
2D ZODIAC adjustable rh/lh armrest, with integrated
aluminium bracket 10° |
| 14 | 2 x ACU185NR | Pad in poliuretano ZODIAC
ZODIAC polyurethane pad |
| 15 | 8 x VTM0516BPCFB | Vite hilo testa Ø10.5 TB+ 5x16mm, brunita
Hilo screw tip Ø10.5 truss head 5x16mm, bronzed |
| 16 | 4 x VTM0620BPCFB | Vite TBL COMBI DS M6x20mm, brunita
Screw wide combo truss head M6x20mm, bronzed |
| 17 | 4 x VTM0625PPBFZ | Vite TCEI M6x25mm, zincata
Screw allen socket head M6x25mm, zinc-plated |
| 18 | 4 x VTM0635BPCFB | Vite TBL COMBI DS M6x35mm, brunita
Screw wide combo truss head M6x35mm, bronzed |
| 19 | 6 x VTM0640BPCFB | Vite TBL COMBI DS M6x40mm, brunita
Screw wide combo truss head M6x40mm, bronzed |
| 20 | 5 x VTM0812BPBFZ | Vite TBEI DS M8x12mm, brunita
Screw hex recess truss head M8x12mm, bronzed |
| Options | | |
| 21 | 1 x SDI177A | Schiumato per sedile RYDE
Foam for RYDE seat |
| 22 | 1 x SDI177G | Schiumato per sedile RYDE grande
Foam for RYDE large seat |

KIT 204 KIND/APS

MANAGER

Direzionale, base Punta all., meccanica Whale, sedile c/tras.
 Ryde, braccioli Zodiac reg. all., poggiatesta stretto
 Manager chair, alum adjustable Zodiac armrests, Ryde sliding
 seat, synchro Whale, alum Punta base, small headrest



- | | | |
|----------------|------------------|---|
| 01 | 1 x BAM07001AL | Base PUNTA Ø 680mm, alluminio
PUNTA base Ø 680mm, aluminium |
| 02 | 5 x RUP0021NR | Ruota libera in gomma Ø 50mm, perno Ø11mm
Rubber castor Ø 50mm, pin Ø 11mm |
| 03 | 1 x ALM31901FC | Alzata a gas 50x28x210mm rastremata, cromata
Chromed tapered gas lift, 50x28x210mm |
| 04 | 1 x SYM04513 | Meccanica synchro WHALE
WHALE synchronized mechanism |
| 05 | 1 x SSP375ANR | Sottosedile RYDE con traslatore
RYDE sliding seat outer |
| 06 | 1 x SDZ177XACAH | Sedile RYDE con traslatore, rinforzato, 18 borchie
RYDE reinforced sliding seat, 18 T-nuts |
| 07 | 1 x CLP019NR | Coprilama KIND (versione direzionale)
KIND back bar cover (managerial version) |
| 08 | 1 x LRM102PNRS | Lama regolabile KIND (versione direzionale)
KIND adjustable back bar (managerial version) |
| 09 | 1 x SCP526ANR | Coprischiena KIND (versione direzionale)
KIND seatback cover (managerial version) |
| 10 | 1 x SHI276ABM | Schiumato schienale KIND, rinforzato, con inserto
(versione direzionale)
KIND foam reinforced back with metal insert (managerial version) |
| 11 | 1 x ACM227AL | Coppia staffette fissaggio poggiatesta KIND stretto
(versione direzionale)
Aluminium bracket for KIND (manager version) small headrest |
| 12 | 1 x ACI199S | Schiumato poggiatesta KIND stretto, con inserto
(versione direzionale)
KIND small moulded foam headrest |
| 13 | 2 x BRY212CAHANR | Bracciolo regolabile 2D ZODIAC dx+sx, staffa 10°
alluminio integrata
2D ZODIAC adjustable rh/lh armrest, with integrated
aluminium bracket 10° |
| 14 | 2 x ACU185NR | Pad in poliuretano ZODIAC
ZODIAC polyurethane pad |
| 15 | 8 x VTM0516BPCFB | Vite hilo testa Ø10.5 TB+ 5x16mm, brunita
Hilo screw tip Ø10.5 truss head 5x16mm, bronzed |
| 16 | 4 x VTM0620BPCFB | Vite TBL COMBI DS M6x20mm, brunita
Screw wide combo truss head M6x20mm, bronzed |
| 17 | 4 x VTM0625PPBFZ | Vite TCEI M6x25mm, zincata
Screw allen socket head M6x25mm, zinc-plated |
| 18 | 4 x VTM0635BPCFB | Vite TBL COMBI DS M6x35mm, brunita
Screw wide combo truss head M6x35mm, bronzed |
| 19 | 6 x VTM0640BPCFB | Vite TBL COMBI DS M6x40mm, brunita
Screw wide combo truss head M6x40mm, bronzed |
| 20 | 5 x VTM0812BPBFZ | Vite TBEI DS M8x12mm, brunita
Screw hex recess truss head M8x12mm, bronzed |
| Options | | |
| 21 | 1 x SDI177A | Schiumato per sedile RYDE
Foam for RYDE seat |
| 22 | 1 x SDI177G | Schiumato per sedile RYDE grande
Foam for RYDE large seat |

Direzionale, base Punta nylon maxi, meccanica Whale, sedile Ryde c/trasl., braccioli Zodiac regolabili
 Manager chair, adjustable Zodiac armrests, Ryde sliding seat, synchro Whale, PA Punta base




- | | | |
|----------------|-------------------|---|
| 01 | 1 x BAY06801NR | Base PUNTA maxi, Ø 680mm, in nylon nera
<i>PUNTA maxi base, Ø 680mm, nylon, black</i> |
| 02 | 5 x RUP0011NR | Ruota libera Ø 50mm, perno Ø 11mm
<i>Free wheel castor Ø 50mm, pin Ø 11mm</i> |
| 03 | 1 x ALM31901 | Alzata a gas 50x28x210mm rastremata, nera
<i>Black tapered gas lift 50x28x210mm</i> |
| 04 | 1 x STP009ANR | Soffietto telescopico a 3 stadi corto, Ø 50mm
<i>Short telescopic bellows with 3 stage, Ø 50mm</i> |
| 05 | 1 x SYM04513 | Meccanica synchro WHALE
<i>WHALE synchronized mechanism</i> |
| 06 | 1 x SSP375ANR | Sottosedile RYDE con traslatore
<i>RYDE sliding seat outer</i> |
| 07 | 1 x SDZ177XACAH | Sedile RYDE con traslatore, rinforzato, 18 borchie
<i>RYDE reinforced sliding seat, 18 T-nuts</i> |
| 08 | 1 x CLP019NR | Coprilama KIND (versione direzionale)
<i>KIND back bar cover (managerial version)</i> |
| 09 | 1 x LRM102PNRS | Lama regolabile KIND (versione direzionale)
<i>KIND adjustable back bar (managerial version)</i> |
| 10 | 1 x SCP526ANR | Coprischienale KIND (versione direzionale)
<i>KIND seatback cover (managerial version)</i> |
| 11 | 1 x SHI276ABM | Schiumato schienale KIND, rinforzato, con inserto (versione direzionale)
<i>KIND foam reinforced back with metal insert (managerial version)</i> |
| 12 | 2 x BRY212AAHANR | Bracciolo regolabile 2D ZODIAC dx+sx, staffa 10° integrata
<i>2D ZODIAC adjustable rh/lh armrest, with integrated bracket 10°</i> |
| 13 | 2 x ACY184NR | Pad in nylon ZODIAC
<i>ZODIAC nylon pad</i> |
| 14 | 8 x VTM0516BPCFB | Vite hilo testa Ø10.5 TB+ 5x16mm, brunita
<i>Hilo screw tip Ø10.5 truss head 5x16mm, bronzed</i> |
| 15 | 4 x VTM0620BPCFB | Vite TBL COMBI DS M6x20mm, brunita
<i>Screw wide combo truss head M6x20mm, bronzed</i> |
| 16 | 4 x VTM0635BPCFB | Vite TBL COMBI DS M6x35mm, brunita
<i>Screw wide combo truss head M6x35mm, bronzed</i> |
| 17 | 6 x VTM0640BPCFB | Vite TBL COMBI DS M6x40mm, brunita
<i>Screw wide combo truss head M6x40mm, bronzed</i> |
| 18 | 5 x VTM0812BPPBFB | Vite TBEI DS M8x12mm, brunita
<i>Screw hex recess truss head M8x12mm, bronzed</i> |
| Options | | |
| 19 | 1 x SDI177A | Schiumato per sedile RYDE
<i>Foam for RYDE seat</i> |
| 20 | 1 x SDI177G | Schiumato per sedile RYDE grande
<i>Foam for RYDE large seat</i> |


■ KIT 200 KIND/BR



■ KIT 200 KIND/F01



 KIT 198 KIND/B

 KIT 198 KIND/D



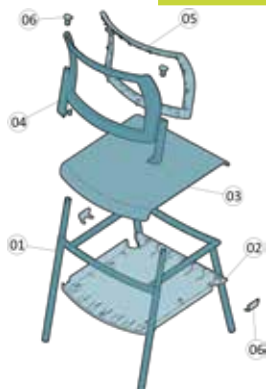
B

KIND - VISITOR

KIT200 KIND/A

WAITING

Visitatore, schienale rete e sedile a vista
su telaio 4 gambe senza braccioli
*4 legged visitor chair without armrests,
net backrest, show seat*



- 01 1 x TLF125FC **Telaio 4 gambe KIND VISITOR, cromato**
KIND VISITOR 4 leg chromed frame
- 02 1 x SSP381ANR **Sottosedile KIND VISITOR 4 gambe**
KIND VISITOR seat outer 4 leg
- 03 1 x SDP180AN1NR **Sedile KIND VISITOR**
KIND VISITOR seat
- 04 1 x SCP520ANR **Coprischienale KIND VISITOR**
KIND VISITOR seatback cover
- 05 1 x SHP264AN1 **Cornice anteriore schienale KIND VISITOR rete**
KIND VISITOR front frame seatback with net
- 06 1 x CFP003ANR **Confezione tappi e carter KIND VISITOR senza braccioli**
Cap and carter box set for KIND VISITOR without armrest
- 07 1 x CFM001A **Confezione viteria KIND VISITOR slitta e 4 gambe**
Screw box set for KIND VISITOR 4 leg and cantilever

KIT200 KIND/B

WAITING

Visitatore, schienale rete e sedile a vista
su telaio 4 gambe con braccioli
*4 legged visitor chair with armrests, net
backrest, show seat*



- 01 1 x TLF125FC **Telaio 4 gambe KIND VISITOR, cromato**
KIND VISITOR 4 leg chromed frame
- 02 1 x SSP381ANR **Sottosedile KIND VISITOR 4 gambe**
KIND VISITOR seat outer 4 leg
- 03 1 x SDP180AN1NR **Sedile KIND VISITOR**
KIND VISITOR seat
- 04 1 x SCP520ANR **Coprischienale KIND VISITOR**
KIND VISITOR seatback cover
- 05 1 x SHP264AN1 **Cornice anteriore schienale KIND VISITOR rete**
KIND VISITOR front frame seatback with net
- 06 1 x BRP213ANRDX **Bracciolo destro KIND VISITOR compreso di viti**
KIND VISITOR right armrest screws included
- 07 1 x BRP213ANRSX **Bracciolo sinistro KIND VISITOR compreso di viti**
KIND VISITOR left armrest screws included
- 08 1 x CFM001A **Confezione viteria KIND VISITOR slitta e 4 gambe**
Screw box set for KIND VISITOR 4 leg and cantilever

KIT200 KIND/BR

WAITING

Visitatore, schienale rete e sedile a vista su telaio 4 gambe con ruote, con braccioli
4 legged visitor chair with armrests, wheels, net backrest, show seat



- 01 1 x TLF125FCR **Telaio 4 gambe KIND VISITOR, con ruote, cromato**
KIND VISITOR chromed frame with wheels
- 02 4 x RUP0131NR **Ruota libera Ø 50 mm, perno Ø 11 mm**
Free wheel castor Ø 50mm, pin Ø 11mm
- 03 1 x SSP381ANR **Sottosedile KIND VISITOR 4 gambe**
KIND VISITOR seat outer 4 leg
- 04 1 x SDP180AN1NR **Sedile KIND VISITOR**
KIND VISITOR seat
- 05 1 x SCP520ANR **Coprischienale KIND VISITOR**
KIND VISITOR seatback cover
- 06 1 x SHP264AN1 **Cornice anteriore schienale KIND VISITOR rete**
KIND VISITOR front frame seatback with net
- 07 1 x BRP213ANRDX **Bracciolo destro KIND VISITOR compreso di viti**
KIND VISITOR right armrest screws included
- 08 1 x BRP213ANRSX **Bracciolo sinistro KIND VISITOR compreso di viti**
KIND VISITOR left armrest screws included
- 09 1 x CFM001A **Confezione viteria KIND VISITOR slitta e 4 gambe**
Screw box set for KIND VISITOR 4 leg and cantilever

KIT 200 KIND/F01

WAITING

Visitatore, schienale rete e sedile a vista, girevole su base Kylie 4 razze con braccioli
Swivel visitor chair with armrests, net backrest, show seat, Kylie 4 star base



- 01 1 x BAM07601AL **Base 4 razze mini KYLIE, Ø 640mm, alluminio**
KYLIE 4 stars mini base, Ø 640mm, aluminium
- 02 4 x PDY006AGH **Piedini per basamenti KYLIE, grigio - silver Ral 9022**
Glide for KYLIE bases, silver RAL 9022
- 03 1 x ALM31701FC **Alzata a gas 50x28x230mm, classe III, corsa 135mm, cromata**
Gas lift 50x28x230mm, class III, run 135mm, chromed
- 04 1 x ACM194AL **Supporto KIND VISITOR per girevole completo di leve per alzata a gas, cono Ø 28mm, alluminio**
KIND VISITOR support with lever for gas lift for swivel chair, cone Ø 28mm, aluminium
- 05 1 x TLF127NR **Telaio KIND VISITOR per girevole/panca, Ø 22/25mm, nero**
KIND VISITOR swivel/bench frame, Ø 22/25mm, black
- 06 1 x SSP381GNR **Sottosedile KIND VISITOR, per girevole o panca, nero**
KIND VISITOR swivel or bench outer seat, black
- 07 1 x SDP180AN1NR **Sedile a vista KIND VISITOR, nero**
KIND VISITOR plastic seat, black
- 08 1 x SCP520ANR **Coprischienale KIND VISITOR, con agganci automatici, nero**
KIND VISITOR outer backrest with automatic hooks, black
- 09 1 x SHP264AN1 **Cornice anteriore schienale KIND VISITOR per rete per SCP520, nero**
KIND VISITOR front frame for mesh for SCP520, black
- 10 1 x BRP213ANRDX **Bracciolo KIND VISITOR destro, comprensivo di vite, nero**
KIND VISITOR right armrest, screws included, black
- 11 1 x BRP213ANRSX **Bracciolo KIND VISITOR sinistro, comprensivo di vite, nero**
KIND VISITOR left armrest, screws included, black
- 12 1 x CFM002A **Confezione viti KIND VISITOR girevole e panca**
Screw box set for KIND VISITOR swivel and bench
- 13 4 x PDT006 **Options**
Feltro per piedino nero
Black felt

KIT199 KIND/B

WAITING

Visitatore, schienale rete e sedile da tappezzare su telaio 4 gambe, con braccioli
4 legged visitor chair with armrests, net backrest, upholstering seat



- 01 1 x TLF125FC **Telaio 4 gambe KIND VISITOR, cromato**
KIND VISITOR 4 leg chromed frame
- 02 1 x SSP381ANR **Sottosedile KIND VISITOR 4 gambe**
KIND VISITOR seat outer 4 leg
- 03 1 x SDP180AN1NR **Sedile KIND VISITOR**
KIND VISITOR seat
- 04 1 x SDI180A **Schiumato sedile KIND VISITOR**
KIND VISITOR foam seat
- 05 1 x SCP520ANR **Coprischienale KIND VISITOR**
KIND VISITOR seatback cover
- 06 1 x SHP264AN1 **Cornice anteriore schienale KIND VISITOR rete**
KIND VISITOR front frame seatback with net
- 07 1 x BRP213ANRDX **Bracciolo destro KIND VISITOR compreso di viti**
KIND VISITOR right armrest screws included
- 08 1 x BRP213ANRSX **Bracciolo sinistro KIND VISITOR compreso di viti**
KIND VISITOR left armrest screws included
- 09 1 x CFM001A **Confezione viteria KIND VISITOR slitta e 4 gambe**
Screw box set for KIND VISITOR 4 leg and cantilever

KIT199 KIND/BR

WAITING

Visitatore, schienale rete e sedile da tappezzare su telaio 4 gambe con ruote, con braccioli
4 legged visitor chair with armrests, wheels, net backrest, upholstering seat



- 01 1 x TLF125FCR **Telaio 4 gambe KIND VISITOR, con ruote, cromato**
KIND VISITOR chromed frame with wheels
- 02 4 x RUP0131NR **Ruota libera Ø 50 mm, perno Ø 11 mm**
Free wheel castor Ø 50mm, pin Ø 11mm
- 03 1 x SSP381ANR **Sottosedile KIND VISITOR 4 gambe**
KIND VISITOR seat outer 4 leg
- 04 1 x SDP180AN1NR **Sedile KIND VISITOR**
KIND VISITOR seat
- 05 1 x SDI180A **Schiumato sedile KIND VISITOR**
KIND VISITOR foam seat
- 06 1 x SCP520ANR **Coprischienale KIND VISITOR**
KIND VISITOR seatback cover
- 07 1 x SHP264AN1 **Cornice anteriore schienale KIND VISITOR rete**
KIND VISITOR front frame seatback with net
- 08 1 x BRP213ANRDX **Bracciolo destro KIND VISITOR compreso di viti**
KIND VISITOR right armrest screws included
- 09 1 x BRP213ANRSX **Bracciolo sinistro KIND VISITOR compreso di viti**
KIND VISITOR left armrest screws included
- 10 1 x CFM001A **Confezione viteria KIND VISITOR slitta e 4 gambe**
Screw box set for KIND VISITOR 4 leg and cantilever

KIT199 KIND/D

WAITING

Visitatore, schienale rete e sedile da tappezzare su slitta con braccioli
Sled visitor chair with armrests, net
backrest, upholstery seat

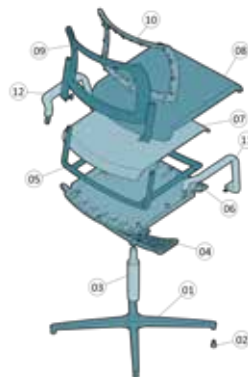


- 01 1 x TLF126FC Telaio slitta KIND VISITOR, cromato
KIND VISITOR chromed cantilever frame
- 02 1 x SSP381GNR Sottosedile KIND VISITOR girevole o panca
KIND VISITOR seat outer swivel or bench
- 03 1 x SDP180AN1NR Sedile KIND VISITOR
KIND VISITOR seat
- 04 1 x SDI180A Schiumato sedile KIND VISITOR
KIND VISITOR foam seat
- 05 1 x SCP520ANR Coprischienale KIND VISITOR
KIND VISITOR seatback cover
- 06 1 x SHP264AN1 Cornice anteriore schienale KIND VISITOR rete
KIND VISITOR front frame seatback with net
- 07 1 x BRP213ANRDX Bracciolo destro KIND VISITOR compreso di viti
KIND VISITOR right armrest screws included
- 08 1 x BRP213ANRSX Bracciolo sinistro KIND VISITOR compreso di viti
KIND VISITOR left armrest screws included
- 09 1 x CFM001A Confezione viteria KIND VISITOR slitta e 4 gambe
Screw box set for KIND VISITOR 4 leg and cantilever

KIT 199 KIND/F01

WAITING

Visitatore, schienale rete e sedile da tappezzare, girevole su base Kylie 4 razze con braccioli
Swivel visitor chair with armrests on Kylie 4 star base, net backrest, upholstery seat



- 01 1 x BAM07601AL Base 4 razze mini KYLIE, Ø 640mm, alluminio
KYLIE 4 stars mini base, Ø 640mm, aluminium
- 02 4 x PDY006AGH Piedini per basamenti KYLIE, grigio - silver Ral 9022
Glide for KYLIE bases, silver RAL 9022
- 03 1 x ALM31701FC Alzata a gas 50x28x230mm, classe III, corsa 135mm, cromata
Gas lift 50x28x230mm, class III, run 135mm, chromed
- 04 1 x ACM194AL Supporto KIND VISITOR per girevole completo di leve per alzata a gas, cono Ø 28mm, alluminio
KIND VISITOR support with lever for gas lift for swivel chair, cone Ø 28mm, aluminium
- 05 1 x TLF127NR Telaio KIND VISITOR per girevole/panca, Ø 22/25mm, nero
KIND VISITOR swivel/bench frame, Ø 22/25mm, black
- 06 1 x SSP381GNR Sottosedile KIND VISITOR, per girevole o panca, nero
KIND VISITOR swivel or bench outer seat, black
- 07 1 x SDP180AN1NR Sedile a vista KIND VISITOR, nero
KIND VISITOR plastic seat, black
- 08 1 x SDI180A Schiumato sedile KIND VISITOR
KIND VISITOR seat foam D.60
- 09 1 x SCP520ANR Coprischienale KIND VISITOR, con agganci automatici, nero
KIND VISITOR outer backrest with automatic hooks, black
- 10 1 x SHP264AN1 Cornice anteriore schienale KIND VISITOR per rete per SCP520, nero
KIND VISITOR front frame for mesh for SCP520, black
- 11 1 x BRP213ANRDX Bracciolo KIND VISITOR destro, comprensivo di vite, nero
KIND VISITOR right armrest, screws included, black
- 12 1 x BRP213ANRSX Bracciolo KIND VISITOR sinistro, comprensivo di vite, nero
KIND VISITOR left armrest, screws included, black
- 13 1 x CFM002A Confezione viti KIND VISITOR girevole e panca
Screw box set for KIND VISITOR swivel and bench
- 14 4 x PDT006 **Options**
Filtro per piedino nero
Black felt

KIT198 KIND/B

WAITING

Visitatore, schienale e sedile da tappezzare su telaio 4 gambe con braccioli
4 legged upholstering visitor chair with armrests



- | | | |
|----|-----------------|--|
| 01 | 1 x TLF125FC | Telaio 4 gambe KIND VISITOR, cromato
<i>KIND VISITOR 4 leg chromed frame</i> |
| 02 | 1 x SSP381ANR | Sottosedile KIND VISITOR 4 gambe
<i>KIND VISITOR seat outer 4 leg</i> |
| 03 | 1 x SDP180AN1NR | Sedile KIND VISITOR
<i>KIND VISITOR seat</i> |
| 04 | 1 x SDI180A | Schiumato sedile KIND VISITOR
<i>KIND VISITOR foam seat</i> |
| 05 | 1 x SCP520ANR | Coprischienale KIND VISITOR
<i>KIND VISITOR seatback cover</i> |
| 06 | 1 x SHP266AN1 | Interno schienale KIND VISITOR per tappezzato per SCP520
<i>KIND VISITOR inner backrest to be upholstered for SCP520, black</i> |
| 07 | 1 x SHI266A | Schiumato schienale KIND VISITOR
<i>KIND VISITOR foam back</i> |
| 08 | 1 x BRP213ANRDX | Bracciolo destro KIND VISITOR compreso di viti
<i>KIND VISITOR right armrest screws included</i> |
| 09 | 1 x BRP213ANRSX | Bracciolo sinistro KIND VISITOR compreso di viti
<i>KIND VISITOR left armrest screws included</i> |
| 10 | 1 x CFM001A | Confezione viteria KIND VISITOR slitta e 4 gambe
<i>Screw box set for KIND VISITOR 4 leg and cantilever</i> |

KIT198 KIND/BR

WAITING

Visitatore, schienale e sedile da tappezzare su telaio 4 gambe con ruote, con braccioli
4 legged upholstering visitor chair with armrests, wheels

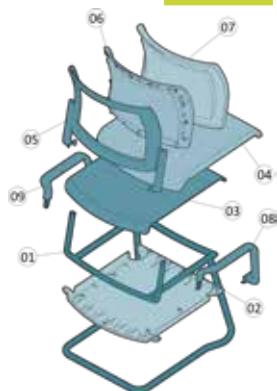


- | | | |
|----|-----------------|--|
| 01 | 1 x TLF125FCR | Telaio 4 gambe KIND VISITOR, con ruote, cromato
<i>KIND VISITOR chromed frame with wheels</i> |
| 02 | 4 x RUP0131NR | Ruota libera Ø 50 mm, perno Ø 11 mm
<i>Free wheel castor Ø 50mm, pin Ø 11mm</i> |
| 03 | 1 x SSP381ANR | Sottosedile KIND VISITOR 4 gambe
<i>KIND VISITOR seat outer 4 leg</i> |
| 04 | 1 x SDP180AN1NR | Sedile KIND VISITOR
<i>KIND VISITOR seat</i> |
| 05 | 1 x SDI180A | Schiumato sedile KIND VISITOR
<i>KIND VISITOR foam seat</i> |
| 06 | 1 x SCP520ANR | Coprischienale KIND VISITOR
<i>KIND VISITOR seatback cover</i> |
| 07 | 1 x SHP266AN1 | Interno schienale KIND VISITOR per tappezzato per SCP520
<i>KIND VISITOR inner backrest to be upholstered for SCP520, black</i> |
| 08 | 1 x SHI266A | Schiumato schienale KIND VISITOR
<i>KIND VISITOR foam back</i> |
| 09 | 1 x BRP213ANRDX | Bracciolo destro KIND VISITOR compreso di viti
<i>KIND VISITOR right armrest screws included</i> |
| 10 | 1 x BRP213ANRSX | Bracciolo sinistro KIND VISITOR compreso di viti
<i>KIND VISITOR left armrest screws included</i> |
| 11 | 1 x CFM001A | Confezione viteria KIND VISITOR slitta e 4 gambe
<i>Screw box set for KIND VISITOR 4 leg and cantilever</i> |

KIT198 KIND/D

WAITING

Visitatore, schienale e sedile da tappezzare
su slitta con braccioli
*Sled upholstering visitor chair with
armrests*



- | | | |
|----|-----------------|--|
| 01 | 1 x TLF126FC | Telaio slitta KIND VISITOR, cromato
<i>KIND VISITOR chromed cantilever frame</i> |
| 02 | 1 x SSP381GNR | Sottosedile KIND VISITOR girevole o panca
<i>KIND VISITOR seat outer swivel or bench</i> |
| 03 | 1 x SDP180AN1NR | Sedile KIND VISITOR
<i>KIND VISITOR seat</i> |
| 04 | 1 x SDI180A | Schiumato sedile KIND VISITOR
<i>KIND VISITOR foam seat</i> |
| 05 | 1 x SCP520ANR | Coprischienale KIND VISITOR
<i>KIND VISITOR seatback cover</i> |
| 06 | 1 x SHP266AN1 | Interno schienale KIND VISITOR per tappezzato per SCP520
<i>KIND VISITOR inner backrest to be upholstered for SCP520, black</i> |
| 07 | 1 x SHI266A | Schiumato schienale KIND VISITOR
<i>KIND VISITOR foam back</i> |
| 08 | 1 x BRP213ANRDX | Bracciolo destro KIND VISITOR compreso di viti
<i>KIND VISITOR right armrest screws included</i> |
| 09 | 1 x BRP213ANRSX | Bracciolo sinistro KIND VISITOR compreso di viti
<i>KIND VISITOR left armrest screws included</i> |
| 10 | 1 x CFM001A | Confezione viteria KIND VISITOR slitta e 4 gambe
<i>Screw box set for KIND VISITOR 4 leg and cantilever</i> |


KIT 198 KIND/F01

WAITING

Visitatore, schienale e sedile da tappezzare,
girevole su base 4 razze Kylie con braccioli
*Swivel upholstering visitor chair with
armrests, Kylie 4 star base*




- | | | |
|----|-----------------|--|
| 01 | 1 x BAM07601AL | Base 4 razze mini KYLIE, Ø 640mm, alluminio
<i>KYLIE 4 stars mini base, Ø 640mm, aluminium</i> |
| 02 | 4 x PDY006AGH | Piedini per basamenti KYLIE, grigio - silver Ral 9022
<i>Glide for KYLIE bases, silver RAL 9022</i> |
| 03 | 1 x ALM31701FC | Alzata a gas 50x28x230mm, classe III, corsa 135mm, cromata
<i>Gas lift 50x28x230mm, class III, run 135mm, chromed</i> |
| 04 | 1 x ACM194AL | Supporto KIND VISITOR per girevole completo di leve per alzata a gas, cono Ø 28mm, alluminio
<i>KIND VISITOR support with lever for gas lift for swivel chair, cone Ø 28mm, aluminium</i> |
| 05 | 1 x TLF127NR | Telaio KIND VISITOR per girevole/panca, Ø 22/25mm, nero
<i>KIND VISITOR swivel/bench frame, Ø 22/25mm, black</i> |
| 06 | 1 x SSP381GNR | Sottosedile KIND VISITOR, per girevole o panca, nero
<i>KIND VISITOR swivel or bench outer seat, black</i> |
| 07 | 1 x SDP180AN1NR | Sedile a vista KIND VISITOR, nero
<i>KIND VISITOR plastic seat, black</i> |
| 08 | 1 x SDI180A | Schiumato sedile KIND VISITOR
<i>KIND VISITOR seat foam D.60</i> |
| 09 | 1 x SCP520ANR | Coprischienale KIND VISITOR, con agganci automatici, nero
<i>KIND VISITOR outer backrest with automatic hooks, black</i> |
| 10 | 1 x SHP266AN1 | Interno schienale KIND VISITOR per tappezzato per SCP520
<i>KIND VISITOR inner backrest to be upholstered for SCP520, black</i> |
| 11 | 1 x SHI266A | Schiumato schienale KIND VISITOR
<i>KIND VISITOR backrest foam D.60</i> |
| 12 | 1 x BRP213ANRDX | Bracciolo KIND VISITOR destro, comprensivo di vite, nero
<i>KIND VISITOR right armrest, screws included, black</i> |
| 13 | 1 x BRP213ANRSX | Bracciolo KIND VISITOR sinistro, comprensivo di vite, nero
<i>KIND VISITOR left armrest, screws included, black</i> |
| 14 | 1 x CFM002A | Confezione viti KIND VISITOR girevole e panca
<i>Screw box set for KIND VISITOR swivel and bench</i> |
| 15 | 4 x PDT006 | Options
Feltro per piedino nero
<i>Black felt</i> |


 KIT 203 KIND/AWP



 KIT 200 KIND/AW



 KIT 199 KIND/BW

 KIT 203 KIND/AW



B

KIND-WHITE

KIT 203 KIND/AWP

MANAGER

Operativa bianca, schien.alto per rete,base Punta all., sed.
 Ryde c/trasl.,mecc.Whale, br.Zodiac reg. all.,poggiatesta
 White high net back task chair, Punta base, Ryde sliding
 seat, Whale mecc., Zodiac adjustable armrest and headrest

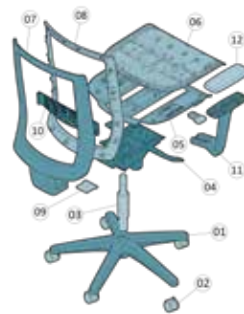


- 01 1 x BAM07001AL Base PUNTA Ø 680mm, alluminio
PUNTA base Ø 680mm, aluminium
- 02 5 x RUP0021NR Ruota libera in gomma Ø 50mm, perno Ø 11mm, nera
Rubber free castor Ø 50mm, pin Ø 11mm, black
- 03 1 x ALM31901FC Alzata a gas rastremata 50x28x210mm, classe III ,corsa
125mm, cromata
Tapered gas lift 50x28x210mm, run 125mm, chromed
- 04 1 x SYM04513 Meccanica sincronizzata WHALE
WHALE synchronized mechanism
- 05 1 x SSP375AWN Sottosedile RYDE traslatore, bianco
RYDE sliding outer seat, 10° armrests inclination, white
- 06 1 x SDZ177XACAH Sedile con traslatore RYDE per SSP375, rinforzato con
barre, 18 borchie
RYDE reinforced sliding inner seat for SSP375, with metal
bars, 18 t-nuts
- 07 1 x SCY518AWN Schienale per rete KIND operativa, in nylon bianco
KIND outer backrest frame for mesh, white nylon
- 08 1 x SHS262AN1WN Cornice anteriore schienale KIND per rete per SCY518,
bianco
KIND front frame for mesh backrest for SCY518, white
- 09 1 x ACM076NR Piastrina in metallo per fissaggio J-bar, nera
Small plate for J-bar fixing, black
- 10 1 x ACP188WN Poggiareni schienale KIND rete operativa, bianco
KIND lumbar support for mesh task chair, white
- 11 1 x ACY213NRR Poggiatesta KIND rete operativa assemblato, in nylon
nero
KIND headrest for mesh task chair, assembled, black nylon
- 12 1 x ACI067BC Poggiatesta schiumato da tapezzare, con inserto,
densità 65, bianco
Headrest foam to be upholstered, with insert, D.65, white
- 13 2 x BRY212CAHAWN Bracciolo regolabile ZODIAC con staffa 10°, 2D, corsa
80mm, in nylon bianco (1 dx o 1 sx)
ZODIAC adjustable arm with aluminium 10° bracket, 2D, run
80mm, white (1 rh or 1 lh)
- 14 2 x ACU185NR Pad per bracciolo ZODIAC in poliuretano, nero
ZODIAC polyurethane pad, black
- 15 8 x VTM0516BPCFB Vite hilo testa Ø10.5 TB+ 5x16mm, brunita
Hilo screw tip Ø10.5 truss head 5x16mm, bronzed
- 16 2 x VTM0516BPCFZ Vite hilo TBL COMBI FR 5x16mm, zincata
Hilo screw wide combo truss head eslock 5x16mm,
zinc-plated
- 17 4 x VTM0620BPCFB Vite TBL COMBI DS M6x20mm, brunita
Screw wide combo truss head M6x20mm, bronzed
- 18 6 x VTM0640BPCFB Vite TBL COMBI DS M6x40mm, brunita
Screw wide combo truss head M6x40mm, bronzed
- 19 3 x VTM0825BPBNR Vite TBEI M8x25mm, nera
Screw hex recess truss head M8x25mm, black
- 20 1 x SDI177A **Options**
Schiumato sedile RYDE, densità 60
RYDE seat foam D.60

KIT 203 KIND/AW

T A S K HIGHLINE

Operativa bianca, schienale alto per rete, base Punta all.,
 sedile Ryde c/trasl., mecc.Whale, br.Zodiac reg. all.
 White high net back task chair, adjustable Zodiac
 armrests, Ryde sliding seat, Punta base and Whale mech.

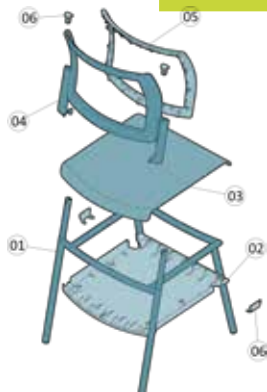


- 01 1 x BAM07001AL Base PUNTA Ø 680mm, alluminio
PUNTA base Ø 680mm, aluminium
- 02 5 x RUP0021NR Ruota libera in gomma Ø 50mm, perno Ø 11mm, nera
Rubber free castor Ø 50mm, pin Ø 11mm, black
- 03 1 x ALM31901FC Alzata a gas rastremata 50x28x210mm, classe III ,corsa
125mm, cromata
Tapered gas lift 50x28x210mm, run 125mm, chromed
- 04 1 x SYM04513 Meccanica sincronizzata WHALE
WHALE synchronized mechanism
- 05 1 x SSP375AWN Sottosedile RYDE traslatore, bianco
RYDE sliding outer seat, 10° armrests inclination, white
- 06 1 x SDZ177XACAH Sedile con traslatore RYDE per SSP375, rinforzato con
barre, 18 borchie
RYDE reinforced sliding inner seat for SSP375, with metal
bars, 18 t-nuts
- 07 1 x SCY518AWN Schienale per rete KIND operativa, in nylon bianco
KIND outer backrest frame for mesh, white nylon
- 08 1 x SHS262AN1WN Cornice anteriore schienale KIND per rete per SCY518,
bianco
KIND front frame for mesh backrest for SCY518, white
- 09 1 x ACM076NR Piastrina in metallo per fissaggio J-bar, nera
Small plate for J-bar fixing, black
- 10 1 x ACP188WN Poggiareni schienale KIND rete operativa, bianco
KIND lumbar support for mesh task chair, white
- 11 2 x BRY212CAHAWN Bracciolo regolabile ZODIAC con staffa 10°, 2D, corsa
80mm, in nylon bianco (1 dx o 1 sx)
ZODIAC adjustable arm with aluminium 10° bracket, 2D, run
80mm, white (1 rh or 1 lh)
- 12 2 x ACU185NR Pad per bracciolo ZODIAC in poliuretano, nero
ZODIAC polyurethane pad, black
- 13 8 x VTM0516BPCFB Vite hilo testa Ø10.5 TB+ 5x16mm, brunita
Hilo screw tip Ø10.5 truss head 5x16mm, bronzed
- 14 4 x VTM0620BPCFB Vite TBL COMBI DS M6x20mm, brunita
Screw wide combo truss head M6x20mm, bronzed
- 15 6 x VTM0640BPCFB Vite TBL COMBI DS M6x40mm, brunita
Screw wide combo truss head M6x40mm, bronzed
- 16 3 x VTM0825BPBNR Vite TBEI M8x25mm, nera
Screw hex recess truss head M8x25mm, black
- 17 1 x SDI177A **Options**
Schiumato sedile RYDE, densità 60
RYDE seat foam D.60

KIT200 KIND/AW

WAITING

Visitatore bianca, schienale rete e sedile a vista su telaio 4 gambe senza braccioli
4 legged white visitor chair without armrests, sight seat and net backrest



- 01 1 x TLF125FC **Telaio 4 gambe KIND VISITOR, cromato**
KIND VISITOR 4 leg chromed frame
- 02 1 x SSP381AWN **Sottosedile KIND VISITOR bianco 4 gambe**
Kind seat cover for 4 legged chair - white
- 03 1 x SDP180AN1WN **Sedile KIND VISITOR bianco**
Kind visitor chair seat, white.
- 04 1 x SCP520AWN **Coprischienale KIND VISITOR bianco**
Kind visitor chair back, white.
- 05 1 x SHP264AN1WN **Cornice anteriore schienale KIND VISITOR per rete per SCP520, bianco**
KIND VISITOR front frame for mesh for SCP520, white
- 06 1 x CFP003AWN **Confezione tappi e carter bianchi KIND VISITOR senza braccioli**
Caps and carter kit for white Kind visitor chair without armrests.
- 07 1 x CFM001A **Confezione viteria KIND VISITOR slitta e 4 gambe**
Screw box set for KIND VISITOR 4 leg and cantilever

KIT 199 KIND/DW

WAITING

Visitatore bianca, schienale rete e sedile da tappezzare su slitta con braccioli
Sled visitor white chair with armrests, net backrest, upholstering seat




- 01 1 x TLF126FC **Slitta KIND VISITOR, Ø 25mm, piedini assemblati, cromata**
KIND VISITOR cantilever, Ø 25mm, assembled glides, chromed
- 02 1 x SSP381GWN **Sottosedile KIND VISITOR girevole o panca**
KIND VISITOR swivel or bench outer seat, black
- 03 1 x SDP180AN1WN **Sedile a vista KIND VISITOR, bianco**
KIND VISITOR plastic seat, white
- 04 1 x SDI180A **Schiumato sedile KIND VISITOR**
KIND VISITOR seat foam D.60
- 05 1 x SCP520AWN **Coprischienale KIND VISITOR, con agganci automatici, bianco**
KIND VISITOR outer backrest with automatic hooks, white
- 06 1 x SHP264AN1WN **Cornice anteriore schienale KIND VISITOR per rete per SCP520, bianco**
KIND VISITOR front frame for mesh for SCP520, white
- 07 1 x BRP213AWNDX **Bracciolo KIND VISITOR destro, comprensivo di vite, bianco**
KIND VISITOR right armrest, screws included, white
- 08 1 x BRP213AWNSX **Bracciolo KIND VISITOR sinistro, comprensivo di vite, bianco**
KIND VISITOR left armrest, screws included, white
- 09 1 x CFM001A **Confezione viti KIND VISITOR slitta e 4 gambe**
Screw box set for KIND VISITOR 4 legs and cantilever


KIT 189 ZOE/CM



KIT 189 ZOE/DM



 KIT 189 ZOE/BM

 KIT 189 ZOE/AM



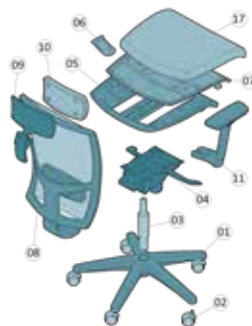
B

ZOE-EVOLVE

KIT 189 ZOE-EVOLVE/AM

MANAGER

Base Punta all., meccanica Whale, sedile Matrix, braccioli Star reg.all., poggiatesta Punta alum. base, Whale mechanism, Matrix seat, Star alum. adjustable armrest, lumbar support, headrest



- 01 1 x BAM07001AL Base PUNTA Ø 680mm, alluminio
PUNTA base Ø 680mm, aluminium
- 02 5 x RUP0021NR Ruota libera in gomma Ø 50mm, perno Ø 11mm, nera
Rubber free castor Ø 50mm, pin Ø 11mm, black
- 03 1 x ALM31901FC Alzata a gas rastremata 50x28x210mm, classe III ,corsa 125mm, cromata
Tapered gas lift 50x28x210mm, run 125mm, chromed
- 04 1 x SYM04513 Meccanica sincronizzata WHALE
WHALE synchronized mechanism
- 05 1 x SSP353ANR Sottosedile MATRIX traslatore, per braccioli inclinazione 10°, nero
MATRIX sliding outer seat, 10° armrests inclination, black
- 06 1 x ACP829NR Tirette per sedile MATRIX, pannello di istruzioni, nero
MATRIX seat drawer with instruction card, black
- 07 1 x SDZ157XACAH Sedile con traslatore MATRIX per SSP353, rinforzato con barre, 18 borchie
MATRIX reinforced sliding inner seat for SSP353, with metal bars, 18 T-nuts
- 08 1 x SEK480RNRNR Schienale assemblato ZOE EVOLVE c/rete nera e c/poggiatesta, nero
ZOE EVOLVE assembled backrest w/black mesh and lumbar support, black
- 09 1 x ACY092NR Poggiatesta ZOE assemblato, in nylon nero
ZOE headrest, assembled, black nylon
- 10 1 x ACI067BC Poggiatesta schiumato da tappezzare, con inserto, densità 65, bianco
Headrest foam to be upholstered, with insert, D.65, white
- 11 2 x BRP201CAHANR Bracciolo regolabile STAR staffa in alluminio 10°, 3D, corsa 75mm, nero (1 dx o 1 sx)
STAR 3D adjustable armrest, with integrated 10° aluminium bracket, run 75mm, black (1 rh or 1 lh)
- 12 8 x VTM0516BPCFB Vite hilo testa Ø10.5 TB+ 5x16mm, brunita
Hilo screw tip Ø10.5 truss head 5x16mm, bronzed
- 13 2 x VTM0518BPBFB Vite TBEI M5x18mm, brunita
Screw hex recess truss head M5x18mm, bronzed
- 14 4 x VTM0616BPCFB Vite TBL COMBI DS M6x16mm, brunita
Screw wide combo truss head M6x16mm, bronzed
- 15 6 x VTM0635BPCFB Vite TBL COMBI DS M6x35mm, brunita
Screw wide combo truss head M6x35mm, bronzed
- 16 3 x VTM0825BPBPNR Vite TBEI M8x25mm, nera
Screw hex recess truss head M8x25mm, black
- 17 1 x SDI157A **Options**
Schiumato sedile MATRIX, densità 65
MATRIX seat foam D.65

KIT 189 ZOE EVOLVE/BM

T A S K HIGHLINE

Base Punta nylon maxi, meccanica Whale, sedile Matrix, braccioli Star regolabili, poggiatesta Punta maxi nylon base, Whale mechanism, Matrix seat, Star adjustable armrest, lumbar support



- 01 1 x BAY06801NR Base PUNTA maxi, Ø 680mm, in nylon nero
PUNTA maxi base, Ø 680mm, nylon, black
- 02 5 x RUP0011NR Ruota libera Ø 50mm, perno Ø 11mm
Free wheel castor Ø 50mm, pin Ø 11mm
- 03 1 x ALM31901 Alzata a gas 50x28x210mm rastremata, nera
Black tapered gas lift 50x28x210mm
- 04 1 x STP009ANR Soffietto telescopico a 3 stadi corto, Ø 50mm
Short telescopic bellow with 3 stage, Ø 50mm
- 05 1 x SYM04513 Meccanica synchro WHALE
WHALE synchronized mechanism
- 06 1 x SSP353ANR Sottosedile MATRIX, (per braccioli inclinazione 10°)
MATRIX seat outer, (10° armrest inclination)
- 07 1 x ACP829NR Tirette per sedile MATRIX, pannello di istruzioni
MATRIX seat pull-out trays with instruction card
- 08 1 x SDZ157XACAH Sedile MATRIX con traslatore, rinforzato, 18 borchie
MATRIX reinforced sliding seat, 18 T-nuts
- 09 1 x SEK480RNRNR Schienale assemblato ZOE EVOLVE c/rete nera e c/poggiatesta, nero
ZOE EVOLVE assembled backrest w/black mesh and lumbar support, black
- 10 2 x BRP201EAHANR Bracciolo regolabile 3D STAR dx+sx, staffa 10° integrata
3D STAR adjustable rh/lh armrest, with integrated bracket 10°
- 11 8 x VTM0516BPCFB Vite hilo testa Ø10.5 TB+ 5x16mm, brunita
Hilo screw tip Ø10.5 truss head 5x16mm, bronzed
- 12 8 x VTM0616BPCFB Vite TBL COMBI DS M6x16mm, brunita
Screw wide combo truss head M6x16mm, bronzed
- 13 6 x VTM0635BPCFB Vite TBL COMBI DS M6x35mm, brunita
Screw wide combo truss head M6x35mm, bronzed
- 14 4 x VTM0825BPBPNR Vite TBEI M8x25mm, nera
Screw hex recess truss head M8x25mm, black
- 15 1 x SDI157A **Options**
Schiumato per sedile MATRIX
Foam for MATRIX seat

KIT 189 ZOE EVOLVE/CM

T A S K
HIGHLINE

Base Punta nylon maxi, meccanica Whale, sedile Essentia, braccioli Arc
Punta maxi nylon base, Whale mechanism, Essentia seat, Arc armrest



- 01 1 x BAY06801NR Base PUNTA maxi, Ø 680mm, in nylon nera
PUNTA maxi base, Ø 680mm, nylon, black
- 02 5 x RUP0011NR Ruota libera Ø 50mm, perno Ø 11mm
Free wheel castor Ø 50mm, pin Ø 11mm
- 03 1 x ALM31901 Alzata a gas 50x28x210mm rastremata, nera
Black tapered gas lift 50x28x210mm
- 04 1 x STP009ANR Soffietto telescopico a 3 stadi corto, Ø 50mm
Short telescopic bellows with 3 stage, Ø 50mm
- 05 1 x SYM04513 Meccanica synchro WHALE
WHALE synchronized mechanism
- 06 1 x SSP207ANR Sottosedile ESSENTIA, (per braccioli inclinazione 15°)
ESSENTIA seat outer, (15° armrest inclination)
- 07 1 x SDZ049A98AH Sedile ESSENTIA rinforzato, 14 borchie
ESSENTIA reinforced seat, 14 T-nuts
- 08 1 x SEK480SNRRN Schienale assemblato ZOE EVOLVE c/rete nera e s/poggiareni, nero
ZOE EVOLVE assembled backrest w/black mesh, no lumbar support, black
- 09 2 x BRP118AAHANR Bracciolo ARC
ARC armrest
- 10 2 x VTM0516BPCFB Vite hilo testa Ø10.5 TB+ 5x16mm, brunita
Hilo screw tip Ø10.5 truss head 5x16mm, bronzed
- 11 4 x VTM0635BPCFB Vite TBL COMBI DS M6x35mm, brunita
Screw wide combo truss head M6x35mm, bronzed
- 12 6 x VTM0640BPCFB Vite TBL COMBI DS M6x40mm, brunita
Screw wide combo truss head M6x40mm, bronzed
- 13 4 x VTM0825BPPBNR Vite TBEI M8x25mm, nera
Screw hex recess truss head M8x25mm, black
- 14 1 x SDI157A **Options**
Schiumato per sedile MATRIX
Foam for MATRIX seat


KIT 189 ZOE-EVOLVE/DM

T A S K
HIGHLINE


Base Punta nylon maxi, meccanica Whale, sedile Matrix, braccioli Star fissi
Punta maxi nylon base, Whale mechanism, Matrix seat, Star fixed armrest




- 01 1 x BAY06801NR Base PUNTA maxi, Ø 680mm, in nylon nera
PUNTA maxi base, Ø 680mm, nylon, black
- 02 5 x RUP0011NR Ruota libera Ø 50mm, perno Ø 11mm, nera
Free castor Ø 50mm, pin Ø 11mm, black
- 03 1 x ALM31901 Alzata a gas rastremata 50x28x210mm, classe III, corsa 125mm, nera
Tapered gas lift 50x28x210mm, run 125mm, black
- 04 1 x STP009ANR Copricolonna telescopico a 3 stadi corto, Ø 50mm, nero
3 stages short telescopic bellows, Ø 50mm, black
- 05 1 x SYM04513 Meccanica sincronizzata WHALE
WHALE synchronized mechanism
- 06 1 x SSP353ANR Sottosedile MATRIX traslatore, per braccioli inclinazione 10°, nero
MATRIX sliding outer seat, 10° armrests inclination, black
- 07 1 x ACP829NR Trette per sedile MATRIX, pannello di istruzioni, nero
MATRIX seat drawer with instruction card, black
- 08 1 x SDZ157XACAH Sedile con traslatore MATRIX per SSP353, rinforzato con barre, 18 borchie
MATRIX reinforced sliding inner seat for SSP353, with metal bars, 18 t-nuts
- 09 1 x SEK480SNRRN Schienale assemblato ZOE EVOLVE c/rete nera e s/poggiareni, nero
ZOE EVOLVE assembled backrest w/black mesh, no lumbar support, black
- 10 2 x BRY209AAHANR Bracciolo STAR fisso, staffa 10°, in nylon nero (1 dx o 1 sx)
STAR fixed arm with integrated 10° bracket, black (1 rh or 1 lh)
- 11 8 x VTM0516BPCFB Vite hilo testa Ø10.5 TB+ 5x16mm, brunita
Hilo screw tip Ø10.5 truss head 5x16mm, bronzed
- 12 4 x VTM0616BPCFB Vite TBL COMBI DS M6x16mm, brunita
Screw wide combo truss head M6x16mm, bronzed
- 13 6 x VTM0640BPCFB Vite TBL COMBI DS M6x40mm, brunita
Screw wide combo truss head M6x40mm, bronzed
- 14 3 x VTM0825BPPBNR Vite TBEI M8x25mm, nera
Screw hex recess truss head M8x25mm, black
- 15 1 x SDI157A **Options**
Schiumato sedile MATRIX, densità 65
MATRIX seat foam D.65


 KIT 190 ZOE/AM



 KIT 190 ZOE/CM



 KIT 190 ZOE/BM

 KIT 190 ZOE/DM



B

ZOE-EMOTION

KIT 190 ZOE-EMOTION/AM

MANAGER

Base Punta all., meccanica Whale, sedile Matrix, braccioli Star reg. all., poggiatesta, poggiatesta
 Punta alum. base, Whale mechanism, Matrix seat, Star alum. adjustable armrest, lumbar support, headrest

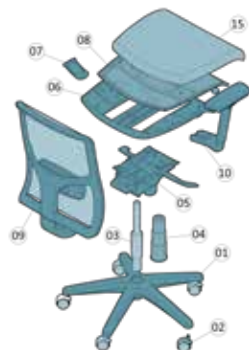


- 01 1 x BAM07001AL Base PUNTA Ø 680mm, alluminio
PUNTA base Ø 680mm, aluminium
- 02 5 x RUP0021NR Ruota libera in gomma Ø 50mm, perno Ø 11mm, nera
Rubber free castor Ø 50mm, pin Ø 11mm, black
- 03 1 x ALM31901FC Alzata a gas rastremata 50x28x210mm, classe III ,corsa
125mm, cromata
Tapered gas lift 50x28x210mm, run 125mm, chromed
- 04 1 x SYM04513 Meccanica sincronizzata WHALE
WHALE synchronized mechanism
- 05 1 x SSP353ANR Sottosedile MATRIX traslatore, per braccioli
inclinazione 10°, nero
MATRIX sliding outer seat, 10° armrests inclination, black
- 06 1 x ACP829NR Tirette per sedile MATRIX, pannello di istruzioni, nero
MATRIX seat drawer with instruction card, black
- 07 1 x SDZ157XACA Sedile con traslatore MATRIX per SSP353, rinforzato
con barre, 18 borchie
MATRIX reinforced sliding inner seat for SSP353, with metal
bars, 18 T-nuts
- 08 1 x SEK494RNR Schienale assemblato ZOE EMOTION c/rete nera e
c/poggiatesta, nero
ZOE EMOTION assembled backrest w/black mesh and lumbar
support, black
- 09 1 x ACY092NR Poggiatesta ZOE assemblato, in nylon nero
ZOE headrest, assembled, black nylon
- 10 1 x ACI067BC Poggiatesta schiumato da tappezzare, con inserto,
densità 65, bianco
Headrest foam to be upholstered, with insert, D.65, white
- 11 2 x BRP201CAHANR Bracciolo regolabile STAR staffa in alluminio 10°, 3D,
corsa 75mm, nero (1 dx o 1 sx)
STAR 3D adjustable armrest, with integrated 10° aluminium
bracket, run 75mm, black (1 rh or 1 lh)
- 12 8 x VTM0516BPCFB Vite hilo testa Ø10.5 TB+ 5x16mm, brunita
Hilo screw tip Ø10.5 truss head 5x16mm, bronzed
- 13 2 x VTM0518BPFBF Vite TBEI M5x18mm, brunita
Screw hex recess truss head M5x18mm, bronzed
- 14 4 x VTM0616BPCFB Vite TBL COMBI DS M6x16mm, brunita
Screw wide combo truss head M6x16mm, bronzed
- 15 6 x VTM0635BPCFB Vite TBL COMBI DS M6x35mm, brunita
Screw wide combo truss head M6x35mm, bronzed
- 16 3 x VTM0825BPNR Vite TBEI M8x25mm, nera
Screw hex recess truss head M8x25mm, black
- 17 1 x SDI157A **Options**
Schiumato sedile MATRIX, densità 65
MATRIX seat foam D.65

KIT 190 ZOE EMOTION/BM

T A S K HIGHLINE

Base Punta nylon maxi, meccanica Whale, sedile Matrix, braccioli Star regolabili, poggiatesta
 Punta maxi nylon base, Whale mechanism, Matrix seat, Star adjustable armrest, lumbar support



- 01 1 x BAY06801NR Base PUNTA maxi, Ø 680mm, in nylon nera
PUNTA maxi base, Ø 680mm, nylon, black
- 02 5 x RUP0011NR Ruota libera Ø 50mm, perno Ø 11mm
Free wheel castor Ø 50mm, pin Ø 11mm
- 03 1 x ALM31901 Alzata a gas 50x28x210mm rastremata, nera
Black tapered gas lift 50x28x210mm
- 04 1 x STP009ANR Soffietto telescopico a 3 stadi corto, Ø 50mm
Short telescopic bellow with 3 stage, Ø 50mm
- 05 1 x SYM04513 Meccanica synchro WHALE
WHALE synchronized mechanism
- 06 1 x SSP353ANR Sottosedile MATRIX, (per braccioli inclinazione 10°)
MATRIX seat outer, (10° armrest inclination)
- 07 1 x ACP829NR Tirette per sedile MATRIX, pannello di istruzioni
MATRIX seat pull-out trays with instruction card
- 08 1 x SDZ157XACA Sedile MATRIX con traslatore, rinforzato, 18 borchie
MATRIX reinforced sliding seat, 18 T-nuts
- 09 1 x SEK494RNR Schienale assemblato ZOE EMOTION c/rete nera e
c/poggiatesta, nero
ZOE EMOTION assembled backrest w/black mesh and lumbar
support, black
- 10 2 x BRP201EAHANR Bracciolo regolabile 3D STAR dx+sx, staffa 10° integrata
3D STAR adjustable rh/lh armrest, with integrated bracket
10°
- 11 8 x VTM0516BPCFB Vite hilo testa Ø10.5 TB+ 5x16mm, brunita
Hilo screw tip Ø10.5 truss head 5x16mm, bronzed
- 12 8 x VTM0616BPCFB Vite TBL COMBI DS M6x16mm, brunita
Screw wide combo truss head M6x16mm, bronzed
- 13 6 x VTM0635BPCFB Vite TBL COMBI DS M6x35mm, brunita
Screw wide combo truss head M6x35mm, bronzed
- 14 4 x VTM0825BPNR Vite TBEI M8x25mm, nera
Screw hex recess truss head M8x25mm, black
- 15 1 x SDI157A **Options**
Schiumato per sedile MATRIX
Foam for MATRIX seat

KIT 190 ZOE EMOTION/CM

T A S K
HIGHLINE

Base Punta nylon maxi, meccanica Whale, sedile Essentia, braccioli Arc
Punta maxi nylon base, Whale mechanism, Essentia seat, Arc armrest



- 01 1 x BAY06801NR Base PUNTA maxi, Ø 680mm, in nylon nera
PUNTA maxi base, Ø 680mm, nylon, black
- 02 5 x RUP0011NR Ruota libera Ø 50mm, perno Ø 11mm
Free wheel castor Ø 50mm, pin Ø 11mm
- 03 1 x ALM31901 Alzata a gas 50x28x210mm rastremata, nera
Black tapered gas lift 50x28x210mm
- 04 1 x STP009ANR Soffietto telescopico a 3 stadi corto, Ø 50mm
Short telescopic bellows with 3 stage, Ø 50mm
- 05 1 x SYM04513 Meccanica synchro WHALE
WHALE synchronized mechanism
- 06 1 x SSP207ANR Sottosedile ESSENTIA, (per braccioli inclinazione 15°)
ESSENTIA seat outer, (15° armrest inclination)
- 07 1 x SDZ049A98AH Sedile ESSENTIA rinforzato, 14 borchie
ESSENTIA reinforced seat, 14 T-nuts
- 08 1 x SEK494SNRRN Schienale assemblato ZOE EMOTION, c/rete nera, s/poggiareni, nero
ZOE EMOTION assembled backrest w/black mesh, no lumbar support, black
- 09 2 x BRP118AAHANR Bracciolo ARC
ARC armrest
- 10 2 x VTM0516BPCFB Vite hilo testa Ø10.5 TB+ 5x16mm, brunita
Hilo screw tip Ø10.5 truss head 5x16mm, bronzed
- 11 4 x VTM0635BPCFB Vite TBL COMBI DS M6x35mm, brunita
Screw wide combo truss head M6x35mm, bronzed
- 12 6 x VTM0640BPCFB Vite TBL COMBI DS M6x40mm, brunita
Screw wide combo truss head M6x40mm, bronzed
- 13 4 x VTM0825BPPBNR Vite TBEI M8x25mm, nera
Screw hex recess truss head M8x25mm, black
- 14 1 x SDI157A **Options**
Schiumato per sedile MATRIX
Foam for MATRIX seat

KIT 190 ZOE-EMOTION/DM

T A S K
HIGHLINE

Base Punta nylon maxi, meccanica Whale, sedile Matrix, braccioli Star fissi
Punta maxi nylon base, Whale mechanism, Matrix seat, Star fixed armrest



- 01 1 x BAY06801NR Base PUNTA maxi, Ø 680mm, in nylon nera
PUNTA maxi base, Ø 680mm, nylon, black
- 02 5 x RUP0011NR Ruota libera Ø 50mm, perno Ø 11mm, nera
Free castor Ø 50mm, pin Ø 11mm, black
- 03 1 x ALM31901 Alzata a gas rastremata 50x28x210mm, classe III, corsa 125mm, nera
Tapered gas lift 50x28x210mm, run 125mm, black
- 04 1 x STP009ANR Copricolonna telescopico a 3 stadi corto, Ø 50mm, nero
3 stages short telescopic bellows, Ø 50mm, black
- 05 1 x SYM04513 Meccanica sincronizzata WHALE
WHALE synchronized mechanism
- 06 1 x SSP353ANR Sottosedile MATRIX traslatore, per braccioli inclinazione 10°, nero
MATRIX sliding outer seat, 10° armrests inclination, black
- 07 1 x ACP829NR Tirette per sedile MATRIX, pannello di istruzioni, nero
MATRIX seat drawer with instruction card, black
- 08 1 x SDZ157XACAH Sedile con traslatore MATRIX per SSP353, rinforzato con barre, 18 borchie
MATRIX reinforced sliding inner seat for SSP353, with metal bars, 18 t-nuts
- 09 1 x SEK494SNRRN Schienale assemblato ZOE EMOTION, c/rete nera, s/poggiareni, nero
ZOE EMOTION assembled backrest w/black mesh, no lumbar support, black
- 10 2 x BRY209AAHANR Bracciolo STAR fisso, staffa 10°, in nylon nero (1 dx o 1 sx)
STAR fixed arm with integrated 10° bracket, black (1 rh or 1 lh)
- 11 8 x VTM0516BPCFB Vite hilo testa Ø10.5 TB+ 5x16mm, brunita
Hilo screw tip Ø10.5 truss head 5x16mm, bronzed
- 12 4 x VTM0616BPCFB Vite TBL COMBI DS M6x16mm, brunita
Screw wide combo truss head M6x16mm, bronzed
- 13 6 x VTM0640BPCFB Vite TBL COMBI DS M6x40mm, brunita
Screw wide combo truss head M6x40mm, bronzed
- 14 3 x VTM0825BPPBNR Vite TBEI M8x25mm, nera
Screw hex recess truss head M8x25mm, black
- 15 1 x SDI157A **Options**
Schiumato sedile MATRIX, densità 65
MATRIX seat foam D.65

KIT 191 PASSPORT/E



KIT 191 PASSPORT/C



 KIT 191 PASSPORT/A



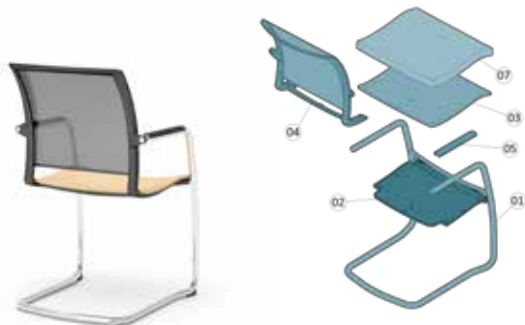
 KIT 191 PASSPORT/G



KIT 191 PASSPORT/A

WAITING

Versione su slitta
Cantilever



- 01 1 x TLF113FCA Slietta PASSPORT cromata
PASSPORT chromed cantilever
- 02 1 x SSP367ANR Sottosedile PASSPORT, versione slitta
PASSPORT seat outer, cantilever version
- 03 1 x SDL148F5NBB Sedile in legno PASSPORT per versione slitta
PASSPORT wooden seat for cantilever version
- 04 1 x SCY492KNR Schienale PASSPORT con rete assemblata
PASSPORT seatback with assembled net
- 05 2 x ACP068NR Pad bracciolo PASSPORT
PASSPORT armrest pad
- 06 1 x ACM098FB Confezione viteria PASSPORT (versione slitta)
PASSPORT screws (cantilever version)

- Options**
- 07 1 x SDI148A Schiumato sedile PASSPORT
Foam for seat PASSPORT

KIT 191 PASSPORT/C

WAITING

Versione 4 gambe
4 legged



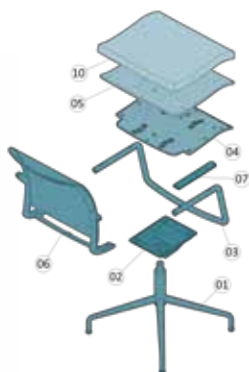
- 01 1 x TLF114FCA Telaio PASSPORT cromato, versione 4 gambe
PASSPORT chromed frame, 4 legged version
- 02 1 x SSP367BNR Sottosedile PASSPORT, versione 4 gambe o girevole
PASSPORT seat outer, swivel or 4 leg version
- 03 1 x SDL148F5NBE Sedile in legno PASSPORT per versione 4 gambe e girevole, 20 borchie
PASSPORT wooden seat for swivel and bench version, 20 T-nuts
- 04 1 x SCY492KNR Schienale PASSPORT con rete assemblata
PASSPORT seatback with assembled net
- 05 2 x ACP102NR Pad bracciolo PASSPORT 4 gambe
PASSPORT armrest pad 4 legs
- 06 1 x ACM098FB4 Confezione viteria PASSPORT (versione 4 gambe e girevole)
PASSPORT screws (four wheels swivel version)

- Options**
- 07 1 x SDI148A Schiumato sedile PASSPORT
Foam for seat PASSPORT

KIT 191 PASSPORT/E

WAITING

Girevole su base Burano
Swivel on Burano base

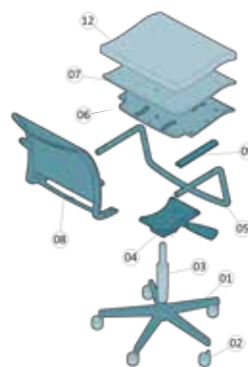


- 01 1 x BAM06409FC Base BURANO fissa, cromata 4 razze, Ø 485mm, cono 50mm
BURANO chromed base, 4 legs Ø 485mm, cone 50mm
- 02 1 x PSM03778NR Piastra per poltrona senza leva
Seat plate for armchair without lever
- 03 1 x TLF115FCA Telaio PASSPORT cromato, versione girevole
PASSPORT chromed frame, swivel version
- 04 1 x SSP367BNR Sottosedile PASSPORT, versione 4 gambe o girevole
PASSPORT seat outer, swivel or 4 leg version
- 05 1 x SDL148F5NBE Sedile in legno PASSPORT per versione 4 gambe e girevole, 20 borchie
PASSPORT wooden seat for swivel and bench version, 20 T-nuts
- 06 1 x SCY492KNR Schienale PASSPORT con rete assemblata
PASSPORT seatback with assembled net
- 07 2 x ACP068NR Pad bracciolo PASSPORT
PASSPORT armrest pad
- 08 1 x ACM098FB4 Confezione viteria PASSPORT (versione 4 gambe e girevole)
PASSPORT screws (four wheels swivel version)
- 09 4 x VTM0620BPCFB Vite TBL COMBI DS M6x20mm, brunita
Screw wide combo truss head M6x20mm, bronzed
- 10 1 x SDI148A **Options**
Schiumato sedile PASSPORT
Foam for seat PASSPORT

KIT 191 PASSPORT/G

T A S K

Girevole su base Loop alluminio mini,
oscillante
Swivel on aluminum mini Loop base, tilt
mechanism



- 01 1 x BAM05501AL Base LOOP mini in alluminio
LOOP mini aluminium base
- 02 5 x RUP1051NR Ruota libera in gomma Ø 65mm, perno Ø 11mm
Rubber free wheel castor Ø 65mm, pin Ø 11mm
- 03 1 x ALM02901FC Alzata a gas 50x28x230mm rastremata, cromata
Chromed tapered gas lift 50x28x230mm
- 04 1 x OSM00413 Oscillante monoleva
Tilt mechanism, one lever
- 05 1 x TLF115FCA Telaio PASSPORT cromato, versione girevole
PASSPORT chromed frame, swivel version
- 06 1 x SSP367BNR Sottosedile PASSPORT, versione 4 gambe o girevole
PASSPORT seat outer, swivel or 4 leg version
- 07 1 x SDL148F5NBE Sedile in legno PASSPORT per versione 4 gambe e girevole, 20 borchie
PASSPORT wooden seat for swivel and bench version, 20 T-nuts
- 08 1 x SCY492KNR Schienale PASSPORT con rete assemblata
PASSPORT seatback with assembled net
- 09 2 x ACP068NR Pad bracciolo PASSPORT
PASSPORT armrest pad
- 10 1 x ACM098FB4 Confezione viteria PASSPORT (versione 4 gambe e girevole)
PASSPORT screws (four wheels swivel version)
- 11 4 x VTM0620BPCFB Vite TBL COMBI DS M6x20mm, brunita
Screw wide combo truss head M6x20mm, bronzed
- 12 1 x SDI148A **Options**
Schiumato sedile PASSPORT
Foam for seat PASSPORT

KIT.142 ONDA/C



KIT 142 ONDA/E



B

ONDA

KIT 142 ONDA/C

T A S K
HIGHLINE

Base Loop nylon maxi, meccanica Whale, sedile Ryde fisso, braccioli regolabili Tau Loop maxi nylon base, Whale mechanism, Ryde seat, Tau adjustable armrests



- 01 1 x BAY05201NR Base LOOP maxi, Ø 700mm, in nylon nera
LOOP maxi base, Ø 700mm, nylon, black
 - 02 5 x RUP0051NR Ruota libera Ø 65mm, perno Ø 11mm, nera
Free castor Ø 65mm, pin Ø 11mm, black
 - 03 1 x ALM31901 Alzata a gas rastremata 50x28x210mm, classe III, corsa 125mm, nera
Tapered gas lift 50x28x210mm, run 125mm, black
 - 04 1 x STP009ANR Copricolonna telescopico a 3 stadi corto, Ø 50mm, nero
3 stages short telescopic bellow, Ø 50mm, black
 - 05 1 x SYM04513 Meccanica sincronizzata WHALE, WHALE synchronized mechanism
 - 06 1 x SSP377ANR Sottosedile RYDE fisso, nero
RYDE fixed outer seat, 10° armrests inclination, black
 - 07 1 x SDZ178AACAH Sedile in plastica rinforzato RYDE fisso per SSP377, con barre, 18 borchie
RYDE fixed reinforced inner seat for SSP377, with metal bars, 18 t-nuts
 - 08 1 x LMY064RNR Lama fissa ONDA in nylon, completa di piastrina e viti, nera
ONDA nylon fixed back bar, with plate and screws, black
 - 09 1 x SCP320ANR Coprischienale ONDA, nero
ONDA outer backrest, black
 - 10 1 x SHP150ANI Interno schienale ONDA per SCP320
ONDA inner backrest for SCP320
 - 11 1 x ACP558NR Poggiareni ONDA, nero
ONDA lumbar support, black
 - 12 1 x ACP560NRNR Barra scorrimento poggiareni ONDA, estremità in gomma, nera
ONDA lumbar support sliding board with rubber extremities, black
 - 13 2 x BRP196AAHANR Bracciolo regolabile TAU senza pad, staffa 10°, nero (ambidestro)
TAU adjustable armrest without pad, with integrated 10° bracket, black (L&R hands)
 - 14 2 x ACU869NR Pad NI per bracciolo, in poliuretano, nero
NI polyurethane pad, black
 - 15 8 x VTM0516BPCFB Vite hilo testa Ø10.5 TB+ 5x16mm, brunita
Hilo screw tip Ø10.5 truss head 5x16mm, bronzed
 - 16 4 x VTM0612BPCFB Vite TBL COMBI M6x12mm, brunita
Screw wide combo truss head M6x12mm, bronzed
 - 17 4 x VTM0620BPCFB Vite TBL COMBI DS M6x20mm, brunita
Screw wide combo truss head M6x20mm, bronzed
 - 18 6 x VTM0630BPCFB Vite TBL COMBI DS M6x30mm, brunita
Screw wide combo truss head M6x30mm, bronzed
- Options**
- 19 1 x SDI177A Schiumato sedile RYDE, densità 60
RYDE seat foam D.60
 - 20 1 x SHI150A Schiumato schienale ONDA con inserto interno
ONDA backrest foam D.60, with inner insert


KIT 142 ONDA/E

T A S K
HIGHLINE

Base Loop maxi alluminio, meccanica Whale, sedile traslatore Ryde, braccioli Zodiac regolabili alluminio Loop maxi aluminium base, Whale mechanism, Ryde sliding seat, wood back, Zodiac adjustable armrests




- 01 1 x BAM05401AL Base LOOP maxi, Ø 700mm, alluminio
LOOP maxi base, Ø 700mm, aluminium
 - 02 5 x RUP1051NR Ruota libera in gomma Ø 65mm, perno Ø 11mm, nera
Rubber free castor Ø 65mm, pin Ø 11mm, black
 - 03 1 x ALM31901FC Alzata a gas rastremata 50x28x210mm, classe III, corsa 125mm, cromata
Tapered gas lift 50x28x210mm, run 125mm, chromed
 - 04 1 x SYM04513 Meccanica sincronizzata WHALE
WHALE synchronized mechanism
 - 05 1 x SSP375ANR Sottosedile RYDE traslatore, nero
RYDE sliding outer seat, 10° armrests inclination, black
 - 06 1 x SDZ177XACAH Sedile con traslatore RYDE per SSP375, rinforzato con barre, 18 borchie
RYDE reinforced sliding inner seat for SSP375, with metal bars, 18 t-nuts
 - 07 1 x LMY064RNR Lama fissa ONDA in nylon, completa di piastrina e viti, nera
ONDA nylon fixed back bar, with plate and screws, black
 - 08 1 x SCP320ANR Coprischienale ONDA, nero
ONDA outer backrest, black
 - 09 1 x SHP150ANI Interno schienale ONDA per SCP320
ONDA inner backrest for SCP320
 - 10 1 x ACP558NR Poggiareni ONDA, nero
ONDA lumbar support, black
 - 11 1 x ACP560NRNR Barra scorrimento poggiareni ONDA, estremità in gomma, nera
ONDA lumbar support sliding board with rubber extremities, black
 - 12 2 x BRY212CAHANR Bracciolo regolabile ZODIAC con staffa in alluminio 10°, 2D, corsa 80mm, in nylon nero (1 dx o 1 sx)
ZODIAC adjustable arm with aluminium 10° bracket, 2D, run 80mm, black (1 rh or 1 lh)
 - 13 2 x ACU185NR Pad per bracciolo ZODIAC in poliuretano, nero
ZODIAC polyurethane pad, black
 - 14 8 x VTM0516BPCFB Vite hilo testa Ø10.5 TB+ 5x16mm, brunita
Hilo screw tip Ø10.5 truss head 5x16mm, bronzed
 - 15 4 x VTM0612BPCFB Vite TBL COMBI M6x12mm, brunita
Screw wide combo truss head M6x12mm, bronzed
 - 16 4 x VTM0620BPCFB Vite TBL COMBI DS M6x20mm, brunita
Screw wide combo truss head M6x20mm, bronzed
 - 17 6 x VTM0640BPCFB Vite TBL COMBI DS M6x40mm, brunita
Screw wide combo truss head M6x40mm, bronzed
- Options**
- 18 1 x SDI177A Schiumato sedile RYDE, densità 60
RYDE seat foam D.60
 - 19 1 x SHI150A Schiumato schienale ONDA con inserto interno
ONDA backrest foam D.60, with inner insert

 KIT 148 TELA/A



 KIT 147 TELA/B



 KIT 147 TELA/AP01



 KIT 148 TELA/F



KIT 147 TELA/AP01

MANAGER

Schienale alto rete, base Loop all. maxi, mecc. Whale, sedile Tela, braccioli reg. Tela, poggiatesta, poggiatesta
 High net back, aluminum maxi Loop base, Whale mechanism, Tela seat, Tela adjustable armrests, lumbar support, headrest



- 01 1 x BAM05401AL Base LOOP maxi in alluminio
LOOP maxi aluminium base
- 02 5 x RUP1051NR Ruota libera in gomma Ø 65mm, perno Ø 11mm
Rubber free wheel castor Ø 65mm, pin Ø 11mm
- 03 1 x ALM31901FC Alzata a gas 50x28x210mm rastremata, cromata
Chromed tapered gas lift, 50x28x210mm
- 04 1 x SYM04513 Meccanica synchro WHALE
WHALE synchronized mechanism
- 05 1 x SSP325BNR Sottosedile TELA per braccioli regolabili
TELA seat outer for adjustable armrests
- 06 1 x ACP760NR Trette TELA, pannello di istruzioni
TELA pull-out trays with instruction card
- 07 1 x SDZ132B86B9 Sedile TELA rinforzato, 16 borchie
TELA reinforced seat, 16 T-nuts
- 08 1 x LRM068PNRS Lama regolabile, corsa 72mm, fissaggio 100x30x30mm
Adjustable back bar, run-range 72mm, fixing point 100x30mm
- 09 1 x CLP015ANR Coprilama TELA
TELA back back cover
- 10 1 x ACY753NR Supporto schienale TELA
TELA seatback support
- 11 1 x ACY754NR Carter per supporto schienale TELA
TELA seatback support carter
- 12 1 x SCY402BNR Cornice schienale TELA alta per rete
TELA high seatback frame for net
- 13 1 x ACT798NR Rete schienale TELA, versione alta
TELA net for back, high version
- 14 1 x ACY847NRX Plastiche e viteria per poggiatesta TELA
TELA lumbar support kit: plastics and screws
- 15 1 x ACU848NR Cuscino poggiatesta in poliuretano TELA
TELA cushion for lumbar support in polyurethane
- 16 1 x BRP179B25DNR Bracciolo destro regolabile TELA assemblato
TELA assembled adjustable right armrest
- 16 1 x BRP179B25SSNR Bracciolo sinistro regolabile TELA assemblato
TELA assembled adjustable left armrest, assembled
- 17 2 x ACU757NR Pad TELA in poliuretano
TELA polyurethane pad
- 18 1 x ACY761NR Staffa poggiatesta TELA
TELA headrest support
- 19 1 x ACP762NR Esterno poggiatesta TELA
TELA outer headrest
- 20 1 x ACP763NR Interno poggiatesta TELA
TELA inner headrest
- 21 1 x ACM453FB Kit viteria per poggiatesta TELA
TELA headrest screw kit
- 22 2 x VTM0335BPXFB Vite truciolare TC+ 3.5x35mm, brunita
Chipboard screw PZ pan head 3.5x35 mm, bronzed
- 23 12 x VTM0412BPXFB Vite truciolare TC+ 4x12mm, brunita
Chipboard screw PZ pan head 4x12mm, bronzed
- 24 4 x VTM0616BPCFB Vite TBL COMBI DS M6x16mm, brunita
Screw wide combo truss head M6x16mm, bronzed
- 25 2 x VTM0616BPXFB Vite TB+ M6x16mm, brunita
Screw truss head M6x16mm, bronzed
- 26 12 x VTM0620BPCFB Vite TBL COMBI DS M6x20mm, brunita
Screw wide combo truss head M6x20mm, bronzed
- 27 4 x VTM0812BPBFB Vite TBEI DS M8x12mm, brunita
Screw hex recess truss head M8x12mm, bronzed

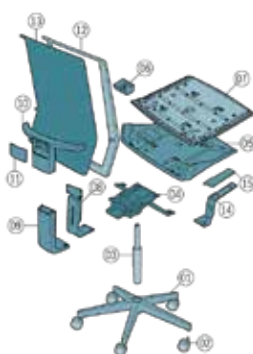
Options

- 28 1 x SDI147A Schiumato sedile TELA
Foam for TELA seat
- 29 1 x ACI816BC Schiumato poggiatesta TELA
Foam headrest for TELA chair
- 30 1 x SDB120A13B9 Sedile misto legno per TELA, 12 borchie
TELA inner seat in compound wood, 12 t-nuts

KIT 147 TELA/A

T A S K HIGHLINE

Schienale alto rete, base Loop alluminio maxi, meccanica Whale, sedile Tela, braccioli regolabili Tela
 High net back, aluminum maxi Loop base, Whale mechanism, Tela seat, Tela adjustable armrests



- 01 1 x BAM05401AL Base LOOP maxi in alluminio
LOOP maxi aluminium base
- 02 5 x RUP1051NR Ruota libera in gomma Ø 65mm, perno Ø 11mm
Rubber free wheel castor Ø 65mm, pin Ø 11mm
- 03 1 x ALM31901FC Alzata a gas 50x28x210mm rastremata, cromata
Chromed tapered gas lift, 50x28x210mm
- 04 1 x SYM04513 Meccanica synchro WHALE
WHALE synchronized mechanism
- 05 1 x SSP325BNR Sottosedile TELA per braccioli regolabili
TELA seat outer for adjustable armrests
- 06 1 x ACP760NR Trette TELA, pannello di istruzioni
TELA pull-out trays with instruction card
- 07 1 x SDZ132B86B9 Sedile TELA rinforzato, 16 borchie
TELA reinforced seat, 16 T-nuts
- 08 1 x LRM068PNRS Lama regolabile, corsa 72mm, fissaggio 100x30x30mm
Adjustable back bar, run-range 72mm, fixing point 100x30mm
- 09 1 x CLP015ANR Coprilama TELA
TELA back back cover
- 10 1 x ACY753NR Supporto schienale TELA
TELA seatback support
- 11 1 x ACY754NR Carter per supporto schienale TELA
TELA seatback support carter
- 12 1 x SCY402BNR Cornice schienale TELA alta per rete
TELA high seatback frame for net
- 13 1 x ACT798NR Rete schienale TELA, versione alta
TELA net for back, high version
- 14 1 x BRP179A25DNR Bracciolo destro regolabile TELA
TELA adjustable right armrest
- 14 1 x BRP179A25SSNR Bracciolo sinistro regolabile TELA
TELA adjustable left armrest
- 15 2 x ACU757NR Pad TELA in poliuretano
TELA polyurethane pad
- 16 2 x VTM0335BPXFB Vite truciolare TC+ 3.5x35mm, brunita
Chipboard screw PZ pan head 3.5x35 mm, bronzed
- 17 12 x VTM0412BPXFB Vite truciolare TC+ 4x12mm, brunita
Chipboard screw PZ pan head 4x12mm, bronzed
- 18 4 x VTM0616BPCFB Vite TBL COMBI DS M6x16mm, brunita
Screw wide combo truss head M6x16mm, bronzed
- 19 2 x VTM0616BPXFB Vite TB+ M6x16mm, brunita
Screw truss head M6x16mm, bronzed
- 20 12 x VTM0620BPCFB Vite TBL COMBI DS M6x20mm, brunita
Screw wide combo truss head M6x20mm, bronzed
- 21 4 x VTM0812BPBFB Vite TBEI DS M8x12mm, brunita
Screw hex recess truss head M8x12mm, bronzed

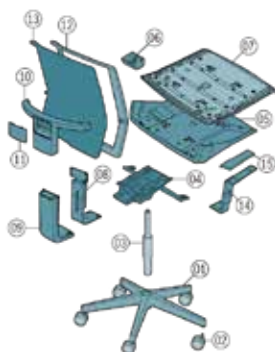
Options

- 22 1 x SDI147A Schiumato sedile TELA
Foam for TELA seat
- 23 1 x SDB120A13B9 Sedile misto legno per TELA, 12 borchie
TELA inner seat in compound wood, 12 t-nuts

KIT 148 TELA/A

T A S K
HIGHLINE

Schienale basso rete, base Loop alluminio mini, meccanica Whale, sedile Tela, braccioli regolabili Tela
Low net back, aluminum mini Loop base, Whale mechanism, Tela seat, Tela adjustable armrests

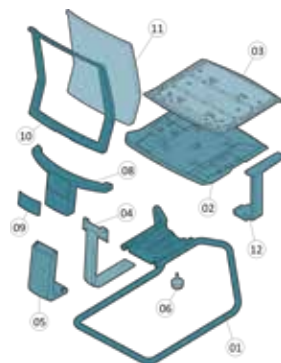


- 01 1 x BAM05501AL Base LOOP mini in alluminio
LOOP mini aluminium base
- 02 5 x RUP1051NR Ruota libera in gomma Ø 65mm, perno Ø 11mm
Rubber free wheel castor Ø 65mm, pin Ø 11mm
- 03 1 x ALM31901FC Alzata a gas 50x28x210mm rastremata, cromata
Chromed tapered gas lift, 50x28x210mm
- 04 1 x SYM04513 Meccanica synchro WHALE
WHALE synchronized mechanism
- 05 1 x SSP325BNR Sottosedile TELA per braccioli regolabili
TELA seat outer for adjustable armrests
- 06 1 x ACP760NR Tirette TELA, pannello di istruzioni
TELA pull-out trays with instruction card
- 07 1 x SDZ132B86B9 Sedile TELA rinforzato, 16 borchie
TELA reinforced seat, 16 T-nuts
- 08 1 x LRM068PNRS Lama regolabile, corsa 72mm, fissaggio 100x30x30mm
Adjustable back bar, run-range 72mm, fixing point 100x30mm
- 09 1 x CLP015ANR Coprilama TELA
TELA back back cover
- 10 1 x ACY753NR Supporto schienale TELA
TELA seatback support
- 11 1 x ACY754NR Carter per supporto schienale TELA
TELA seatback support carter
- 12 1 x SCY404BNR Cornice schienale TELA bassa per rete
TELA low seatback frame for net
- 13 1 x ACT799NR Rete schienale TELA, versione bassa
TELA net for back, low version
- 14 1 x BRP179A25DNR Bracciolo destro regolabile TELA
TELA adjustable right armrest
- 14 1 x BRP179A25SNR Bracciolo sinistro regolabile TELA
TELA adjustable left armrest
- 15 2 x ACU757NR Pad TELA in poliuretano
TELA polyurethane pad
- 16 2 x VTM0335BPXFB Vite truciolare TC+ 3.5x35mm, brunita
Chipboard screw PZ pan head 3.5x35 mm, bronzed
- 17 12 x VTM0412BPXFB Vite truciolare TC+ 4x12mm, brunita
Chipboard screw PZ pan head 4x12mm, bronzed
- 18 4 x VTM0616BPCFB Vite TBL COMBI DS M6x16mm, brunita
Screw wide combo truss head M6x16mm, bronzed
- 19 2 x VTM0616BPXFB Vite TB+ M6x16mm, brunita
Screw truss head M6x16mm, bronzed
- 20 12 x VTM0620BPCFB Vite TBL COMBI DS M6x20mm, brunita
Screw wide combo truss head M6x20mm, bronzed
- 21 4 x VTM0812BPBFB Vite TBEI DS M8x12mm, brunita
Screw hex recess truss head M8x12mm, bronzed
- 22 1 x SDI147A Options
Schiumato sedile TELA
Foam for TELA seat
- 23 1 x SDB120A13B9 Sedile misto legno per TELA, 12 borchie
TELA inner seat in compound wood, 12 t-nuts

KIT 148 TELA/E

WAITING

Schienale basso rete, slitta TELA, sedile Tela, braccioli M1
Low net back, TELA cantilever, Tela seat, M1 armrests

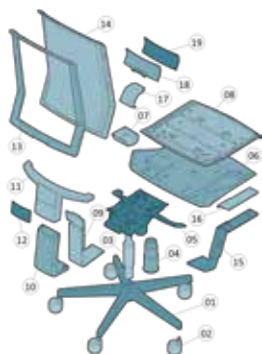


- 01 1 x TLF080FC Slitta TELA cromata, Ø 25mm con piedini
TELA chromed cantilever with feet, Ø 25mm
- 02 1 x SSP345BNR Sottosedile TELA per versione slitta
TELA seat outer for cantilever version
- 03 1 x SDZ132C86AH Sedile TELA rinforzato, 14 borchie
TELA reinforced seat, 14 T-nuts
- 04 1 x LMM075PNR Lama fissa, larghezza 60mm, fissaggio 100x30mm
Fixed back bar, width 60mm, fixing points 100x30mm
- 05 1 x CLP015ANR Coprilama TELA
TELA back back cover
- 06 1 x VLP3F5NR Volantino serie 300, A=Ø50mm, B=M8x30mm, C=30mm, H=26mm
Handwheel series 300, A=Ø50mm, B=M8x30mm, C=30mm, H=26mm, black
- 07 1 x ACP458NR Fissaggio in plastica per coprilama TELA versione slitta
TELA plastic fixing for back bar cover cantilever version
- 08 1 x ACY753NR Supporto schienale TELA
TELA seatback support
- 09 1 x ACY754NR Carter per supporto schienale TELA
TELA seatback support carter
- 10 1 x SCY404BNR Cornice schienale TELA bassa per rete
TELA low seatback frame for net
- 11 1 x ACT799NR Rete schienale TELA, versione bassa
TELA net for back, low version
- 12 1 x BRY172AAHDNR Bracciolo destro M1
M1 right armrest
- 12 1 x BRY172AAHSNR Bracciolo sinistro M1
M1 left armrest
- 13 8 x VTM0412BPXFB Vite truciolare TC+ 4x12mm, brunita
Chipboard screw PZ pan head 4x12mm, bronzed
- 14 4 x VTM0616BPCFB Vite TBL COMBI DS M6x16mm, brunita
Screw wide combo truss head M6x16mm, bronzed
- 15 2 x VTM0616BPXFB Vite TB+ M6x16mm, brunita
Screw truss head M6x16mm, bronzed
- 16 4 x VTM0620BPCFB Vite TBL COMBI DS M6x20mm, brunita
Screw wide combo truss head M6x20mm, bronzed
- 17 6 x VTM0630BPCFB Vite TBL COMBI DS M6x30mm, brunita
Screw wide combo truss head M6x30mm, bronzed
- Options
18 1 x SDI147A Schiumato sedile TELA
Foam for TELA seat

KIT 147 TELA/BP

MANAGER

Schienale alto da tappezzare, base Loop nylon maxi, meccanica Whale, sedile Tela, braccioli regolabili Tela, poggiatesta High back, nylon maxi Loop base, Whale mechanism, Tela seat, Tela adjustable armrests, headrest

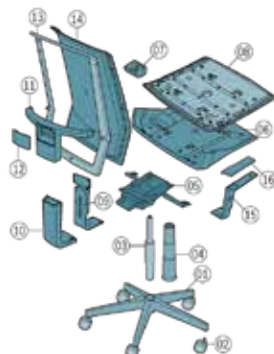


- 01 1 x BAY05201NR Base LOOP maxi in nylon, nera / LOOP maxi black nylon base
- 02 5 x RUP0051NR Ruota libera Ø 65mm, perno Ø 11mm
Free wheel castor Ø 65mm, pin Ø 11mm
- 03 1 x ALM31901 Alzata a gas 50x28x210mm rastremata, nera
Black tapered gas lift 50x28x210mm
- 04 1 x STP009ANR Soffietto telescopico a 3 stadi corto, Ø 50mm
Short telescopic bellow with 3 stage, Ø 50mm
- 05 1 x SYM04513 Meccanica synchro WHALE / WHALE synchronized mechanism
- 06 1 x SSP325BNR Sottosedile TELA per braccioli regolabili
TELA seat outer for adjustable armrests
- 07 1 x ACP760NR Tirette TELA, pannello di istruzioni
TELA pull-out trays with instruction card
- 08 1 x SDZ132B86B9 Sedile TELA rinforzato, 16 borchie
TELA reinforced seat, 16 T-nuts
- 09 1 x LRM067PNRS Lama regolabile, corsa 72mm, fissaggio 100x30x30mm
Adjustable back bar, run-range 72mm, fixing point 100x30mm
Coprilama TELA / TELA back back cover
- 10 1 x CLP015ANR Supporto schienale TELA / TELA seatback support
- 11 1 x ACY753NR Carter per supporto schienale TELA
TELA seatback support carter
- 12 1 x ACY754NR Cornice schienale TELA alta per tappezzeria
TELA high seatback frame for upholstery
- 13 1 x SCY402ANR Schienale TELA alto / TELA high seatback
- 14 1 x SHP111AN1 Bracciolo destro regolabile TELA
TELA adjustable right armrest
- 15 1 x BRP179A25SNR Bracciolo sinistro regolabile TELA
TELA adjustable left armrest
- 16 2 x ACU757NR Pad TELA in poliuretano / TELA polyurethane pad
- 17 1 x ACY761NR Staffa poggiatesta TELA / TELA headrest support
- 18 1 x ACP762NR Esterno poggiatesta TELA / TELA outer headrest
- 19 1 x ACP763NR Interno poggiatesta TELA / TELA inner headrest
- 20 1 x ACM453FB Kit viteria per poggiatesta TELA / TELA headrest screw kit
- 21 2 x VTM0325BPXFB Vite truciolare TC+ 3.5x25mm, brunita
Chipboard screw, PZ pan head 3.5x25 mm, bronzed
- 22 2 x VTM0330BPXFB Vite truciolare TC+ 3.5x30mm, brunita
Chipboard screw PZ pan head 3.5x30 mm, bronzed
- 23 2 x VTM0335BPXFB Vite truciolare TC+ 3.5x35mm, brunita
Chipboard screw PZ pan head 3.5x35 mm, bronzed
- 24 12 x VTM0412BPXFB Vite truciolare TC+ 4x12mm, brunita
Chipboard screw PZ pan head 4x12mm, bronzed
- 25 4 x VTM0616BPCFB Vite TBL COMBI DS M6x16mm, brunita
Screw wide combo truss head M6x16mm, bronzed
- 26 2 x VTM0616BPXFB Vite TB+ M6x16mm, brunita
Screw truss head M6x16mm, bronzed
- 27 12 x VTM0620BPCFB Vite TBL COMBI DS M6x20mm, brunita
Screw wide combo truss head M6x20mm, bronzed
- 28 4 x VTM0812BPBFB Vite TBEI DS M8x12mm, brunita
Screw hex recess truss head M8x12mm, bronzed
- 29 1 x SDI147A Schiumato sedile TELA
Foam for TELA seat
- 30 1 x SCI426A Schiumato schienale TELA alto
Intected foam for high TELA back inner
- 31 1 x ACI816BC Schiumato poggiatesta TELA
Foam headrest for TELA chair
- 32 1 x SDB120A13B9 Sedile misto legno per TELA, 12 borchie
TELA inner seat in compound wood, 12 t-nuts

KIT 147 TELA/B

T A S K HIGHLINE

Schienale alto da tappezzare, base Loop nylon maxi, meccanica Whale, sedile Tela, braccioli regolabili Tela High back, nylon maxi Loop base, Whale mechanism, Tela seat, Tela adjustable armrests



- 01 1 x BAY05201NR Base LOOP maxi in nylon, nera
LOOP maxi black nylon base
- 02 5 x RUP0051NR Ruota libera Ø 65mm, perno Ø 11mm
Free wheel castor Ø 65mm, pin Ø 11mm
- 03 1 x ALM31901 Alzata a gas 50x28x210mm rastremata, nera
Black tapered gas lift 50x28x210mm
- 04 1 x STP009ANR Soffietto telescopico a 3 stadi corto, Ø 50mm
Short telescopic bellow with 3 stage, Ø 50mm
- 05 1 x SYM04513 Meccanica synchro WHALE
WHALE synchronized mechanism
- 06 1 x SSP325BNR Sottosedile TELA per braccioli regolabili
TELA seat outer for adjustable armrests
- 07 1 x ACP760NR Tirette TELA, pannello di istruzioni
TELA pull-out trays with instruction card
- 08 1 x SDZ132B86B9 Sedile TELA rinforzato, 16 borchie
TELA reinforced seat, 16 T-nuts
- 09 1 x LRM067PNRS Lama regolabile, corsa 72mm, fissaggio 100x30x30mm
Adjustable back bar, run-range 72mm, fixing point 100x30mm
Coprilama TELA
TELA back back cover
- 10 1 x CLP015ANR Supporto schienale TELA
TELA seatback support
- 11 1 x ACY753NR Carter per supporto schienale TELA
TELA seatback support carter
- 12 1 x ACY754NR Cornice schienale TELA alta per tappezzeria
TELA high seatback frame for upholstery
- 13 1 x SCY402ANR Schienale TELA alto
TELA high seatback
- 14 1 x SHP111AN1 Bracciolo destro regolabile TELA
TELA adjustable right armrest
- 15 1 x BRP179A25SNR Bracciolo sinistro regolabile TELA
TELA adjustable left armrest
- 16 2 x ACU757NR Pad TELA in poliuretano
TELA polyurethane pad
- 17 2 x VTM0325BPXFB Vite truciolare TC+ 3.5x25mm, brunita
Chipboard screw, PZ pan head 3.5x25 mm, bronzed
- 18 2 x VTM0330BPXFB Vite truciolare TC+ 3.5x30mm, brunita
Chipboard screw PZ pan head 3.5x30 mm, bronzed
- 19 2 x VTM0335BPXFB Vite truciolare TC+ 3.5x35mm, brunita
Chipboard screw PZ pan head 3.5x35 mm, bronzed
- 20 12 x VTM0412BPXFB Vite truciolare TC+ 4x12mm, brunita
Chipboard screw PZ pan head 4x12mm, bronzed
- 21 4 x VTM0616BPCFB Vite TBL COMBI DS M6x16mm, brunita
Screw wide combo truss head M6x16mm, bronzed
- 22 2 x VTM0616BPXFB Vite TB+ M6x16mm, brunita
Screw truss head M6x16mm, bronzed
- 23 12 x VTM0620BPCFB Vite TBL COMBI DS M6x20mm, brunita
Screw wide combo truss head M6x20mm, bronzed
- 24 4 x VTM0812BPBFB Vite TBEI DS M8x12mm, brunita
Screw hex recess truss head M8x12mm, bronzed
- 25 1 x SDI147A Schiumato sedile TELA
Foam for TELA seat
- 26 1 x SCI426A Schiumato schienale TELA alto
Intected foam for high TELA back inner
- 27 1 x SDB120A13B9 Sedile misto legno per TELA, 12 borchie
TELA inner seat in compound wood, 12 t-nuts

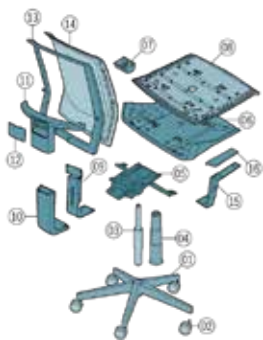
Options

- Schiumato sedile TELA
Foam for TELA seat
- Schiumato schienale TELA alto
Intected foam for high TELA back inner
- Sedile misto legno per TELA, 12 borchie
TELA inner seat in compound wood, 12 t-nuts

KIT 148 TELA/B

T A S K
HIGHLINE

Schienale basso da tappezzare, base Loop nylon mini, meccanica Whale, sedile Tela, braccioli regolabili Tela
Low back, aluminum mini Loop base, Whale mechanism, Tela seat, Tela adjustable armrests

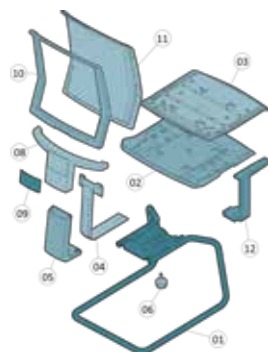


- 01 1 x BAY05301NR Base LOOP mini in nylon, nera
LOOP mini black nylon base
- 02 5 x RUP0051NR Ruota libera Ø 65mm, perno Ø 11mm
Free wheel castor Ø 65mm, pin Ø 11mm
- 03 1 x ALM31901 Alzata a gas 50x28x210mm rastremata, nera
Black tapered gas lift 50x28x210mm
- 04 1 x STP009ANR Soffietto telescopico a 3 stadi corto, Ø 50mm
Short telescopic bellow with 3 stage, Ø 50mm
- 05 1 x SYM04513 Meccanica synchro WHALE
WHALE synchronized mechanism
- 06 1 x SSP325BNR Sottosedile TELA per braccioli regolabili
TELA seat outer for adjustable armrests
- 07 1 x ACP760NR Tirrette TELA, pannello di istruzioni
TELA pull-out trays with instruction card
- 08 1 x SDZ132B86B9 Sedile TELA rinforzato, 16 borchie
TELA reinforced seat, 16 T-nuts
- 09 1 x LRM067PNRS Lama regolabile, corsa 72mm, fissaggio 100x30x30mm
Adjustable back bar, run-range 72mm, fixing point 100x30mm
- 10 1 x CLP015ANR Coprilama TELA
TELA back back cover
- 11 1 x ACY753NR Supporto schienale TELA
TELA seatback support
- 12 1 x ACY754NR Carter per supporto schienale TELA
TELA seatback support carter
- 13 1 x SCY404ANR Cornice schienale TELA bassa per tappezzeria
TELA low seatback frame for upholstery
- 14 1 x SHP113AN1 Schienale TELA basso
TELA low seatback
- 15 1 x BRP179A2SDNR Bracciolo destro regolabile TELA
TELA adjustable right armrest
- 15 1 x BRP179A2SSNR Bracciolo sinistro regolabile TELA
TELA adjustable left armrest
- 16 2 x ACU757NR Pad TELA in poliuretano
TELA polyurethane pad
- 17 2 x VTM0325BPXFB Vite truciolare TC+ 3.5x25mm, brunita
Chipboard screw, PZ pan head 3.5x25 mm, bronzed
- 18 2 x VTM0330BPXFB Vite truciolare TC+ 3.5x30mm, brunita
Chipboard screw PZ pan head 3.5x30 mm, bronzed
- 19 2 x VTM0335BPXFB Vite truciolare TC+ 3.5x35mm, brunita
Chipboard screw PZ pan head 3.5x35 mm, bronzed
- 20 12 x VTM0412BPXFB Vite truciolare TC+ 4x12mm, brunita
Chipboard screw PZ pan head 4x12mm, bronzed
- 21 4 x VTM0616BPCFB Vite TBL COMBI DS M6x16mm, brunita
Screw wide combo truss head M6x16mm, bronzed
- 22 2 x VTM0616BPXFB Vite TB+ M6x16mm, brunita
Screw truss head M6x16mm, bronzed
- 23 12 x VTM0620BPCFB Vite TBL COMBI DS M6x20mm, brunita
Screw wide combo truss head M6x20mm, bronzed
- 24 4 x VTM0812BPBFB Vite TBEI DS M8x12mm, brunita
Screw hex recess truss head M8x12mm, bronzed
- 25 1 x SDI147A Schiumato sedile TELA
Foam for TELA seat
- 26 1 x SCI424A Schiumato schienale TELA basso
Foam + back inner for SCY404A
- 27 1 x SDB120A13B9 Sedile misto legno per TELA, 12 borchie
TELA inner seat in compound wood, 12 t-nuts

KIT 148 TELA/F

WAITING

Schienale basso da tappezzare, slitta
Tela, sedile Tela, braccioli M1
Low back, Tela cantilever, Tela seat, M1 armrests




- 01 1 x TLF080FC Slitta TELA cromata, Ø 25mm con piedini
TELA chromed cantilever with feet, Ø 25mm
- 02 1 x SSP345BNR Sottosedile TELA per versione slitta
TELA seat outer for cantilever version
- 03 1 x SDZ132C86AH Sedile TELA rinforzato, 14 borchie
TELA reinforced seat, 14 T-nuts
- 04 1 x LMM075PNR Lama fissa, larghezza 60mm, fissaggio 100x30mm
Fixed back bar, width 60mm, fixing points 100x30mm
- 05 1 x CLP015ANR Coprilama TELA
TELA back back cover
- 06 1 x VLP3F5NR Volantino serie 300, A=Ø50mm, B=M8x30mm, C=30mm, H=26mm
Handwheel series 300, A=Ø50mm, B=M8x30mm, C=30mm, H=26mm, black
- 07 1 x ACP458NR Fissaggio in plastica per coprilama TELA versione slitta
TELA plastic fixing for back bar cover cantilever version
- 08 1 x ACY753NR Supporto schienale TELA
TELA seatback support
- 09 1 x ACY754NR Carter per supporto schienale TELA
TELA seatback support carter
- 10 1 x SCY404ANR Cornice schienale TELA bassa per tappezzeria
TELA low seatback frame for upholstery
- 11 1 x SHP113AN1 Schienale TELA basso
TELA low seatback
- 12 1 x BRY172AAHDNR Bracciolo destro M1
M1 right armrest
- 12 1 x BRY172AAHSNR Bracciolo sinistro M1
M1 left armrest
- 13 2 x VTM0325BPXFB Vite truciolare TC+ 3.5x25mm, brunita
Chipboard screw, PZ pan head 3.5x25 mm, bronzed
- 14 2 x VTM0330BPXFB Vite truciolare TC+ 3.5x30mm, brunita
Chipboard screw PZ pan head 3.5x30 mm, bronzed
- 15 8 x VTM0412BPXFB Vite truciolare TC+ 4x12mm, brunita
Chipboard screw PZ pan head 4x12mm, bronzed
- 16 4 x VTM0616BPCFB Vite TBL COMBI DS M6x16mm, brunita
Screw wide combo truss head M6x16mm, bronzed
- 17 2 x VTM0616BPXFB Vite TB+ M6x16mm, brunita
Screw truss head M6x16mm, bronzed
- 18 4 x VTM0620BPCFB Vite TBL COMBI DS M6x20mm, brunita
Screw wide combo truss head M6x20mm, bronzed
- 19 6 x VTM0630BPCFB Vite TBL COMBI DS M6x30mm, brunita
Screw wide combo truss head M6x30mm, bronzed
- 20 1 x SDI147A Schiumato sedile TELA
Foam for TELA seat
- 21 1 x SCI424A Schiumato schienale TELA basso
Foam + back inner for SCY404A


Options

- Schiumato sedile TELA
Foam for TELA seat
- Schiumato schienale TELA basso
Foam + back inner for SCY404A

TELA

 KIT 183 KIMBERLY/F



 KIT 183 KIMBERLY/HP



■ KIT 182 KIMBERLY/J



■ KIT 182 KIMBERLY/A



KIT 183 KIMBERLY/HP

MANAGER

Schienale alto, base Loop nylon maxi, meccanica Whale, sedile trasl. Matrix, braccioli Orion reg., poggiatesta Kind High back, nylon maxi Loop base, Whale mechanism, Matrix seat, Orion adjustable armrests, Kind headrest

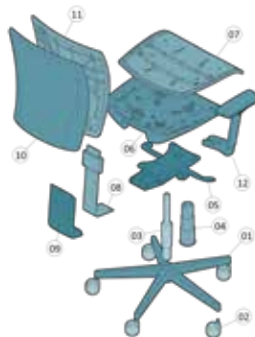


- 01 1 x BAY05201NR Base LOOP maxi in nylon, nera
LOOP maxi black nylon base
 - 02 5 x RUP0051NR Ruota libera Ø 65mm, perno Ø 11mm
Free wheel castor Ø 65mm, pin Ø 11mm
 - 03 1 x ALM31901 Alzata a gas 50x28x210mm rastremata, nera
Black tapered gas lift 50x28x210mm
 - 04 1 x STP009ANR Soffietto telescopico a 3 stadi corto, Ø 50mm
Short telescopic bellow with 3 stage, Ø 50mm
 - 05 1 x SYM04513 Meccanica synchro WHALE
WHALE synchronized mechanism
 - 06 1 x SSP353ANR Sottosedile MATRIX, (per braccioli inclinazione 10°)
MATRIX seat outer, (10° armrest inclination)
 - 07 1 x ACP829NR Tirette per sedile MATRIX, pannello di istruzioni
MATRIX seat pull-out trays with instruction card
 - 08 1 x SDZ157XACAH Sedile MATRIX con traslatore, rinforzato, 18 borchie
MATRIX reinforced sliding seat, 18 T-nuts
 - 09 1 x CLP016NR Coprilama KIMBERLY
KIMBERLY back bar cover
 - 10 1 x LRM087PNR Lama regolabile, corsa 80mm, fissaggio 100x30x30mm
Adjustable back bar, run-range 80mm, fixing points 100x30x30mm
 - 11 1 x SCP476ANR Coprischienale KIMBERLY alto, con agganci automatici
KIMBERLY high seatback cover, with automatic hooks
 - 12 1 x SHP148ABS Schienale in plastica CINQUE grande, 8+2 borchie
CINQUE large plastic back inner, 8+2 t-nuts
 - 13 2 x BRP218AAHANR Bracciolo regolabile ORION, staffa 10° integrata
ORION adjustable armrest, with integrated bracket 10°
 - 14 1 x ACY213NRT Poggiatesta KIND tappezzata (versione operativa)
KIND upholstered headrest (task chair version)
 - 15 1 x ACI067BC Schiumato poggiatesta ZOE
ZOE foam headrest
 - 16 8 x VTM0516BPCFB Vite hilo testa Ø10.5 TB+ 5x16mm, brunita
Hilo screw tip Ø10.5 truss head 5x16mm, bronzed
 - 17 4 x VTM0616BPCFB Vite TBL COMBI DS M6x16mm, brunita
Screw wide combo truss head M6x16mm, bronzed
 - 18 4 x VTM0630BPCFB Vite TBL COMBI DS M6x30mm, brunita
Screw wide combo truss head M6x30mm, bronzed
 - 19 6 x VTM0640BPCFB Vite TBL COMBI DS M6x40mm, brunita
Screw wide combo truss head M6x40mm, bronzed
 - 20 5 x VTM0812BPBFB Vite TBEI DS M8x12mm, brunita
Screw hex recess truss head M8x12mm, bronzed
- Options**
- 21 1 x SDI049B Sedile schiumato per ESSENTIA/QUATTRO
Seat foam for ESSENTIA/QUATTRO
 - 22 1 x SHI148A Schienale schiumato CINQUE alto
CINQUE high back foam

KIT 183 KIMBERLY/F

T A S K HIGHLINE

Schienale alto, base Loop nylon maxi, meccanica Turtle, sedile Quattro 10°, braccioli Star regolabili High back, nylon maxi Loop base, Turtle mechanism, 10° Quattro seat, Star adjustable armrests

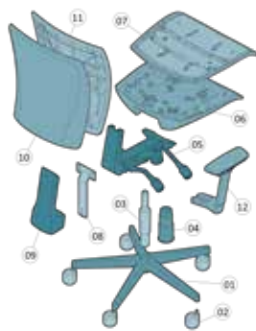


- 01 1 x BAY05201NR Base LOOP maxi in nylon, nera
LOOP maxi black nylon base
 - 02 5 x RUP0051NR Ruota libera Ø 65mm, perno Ø 11mm
Free wheel castor Ø 65mm, pin Ø 11mm
 - 03 1 x ALM31901 Alzata a gas 50x28x210mm rastremata, nera
Black tapered gas lift 50x28x210mm
 - 04 1 x STP009ANR Soffietto telescopico a 3 stadi corto, Ø 50mm
Short telescopic bellow with 3 stage, Ø 50mm
 - 05 1 x SYM03913 Meccanica synchro TURTLE
TURTLE synchronized mechanism
 - 06 1 x SSP303CNR Sottosedile QUATTRO, (per braccioli inclinazione 10°)
QUATTRO seat outer, (10° armrest inclination)
 - 07 1 x SDZ049A78AH Sedile ESSENTIA rinforzato, 14 borchie
ESSENTIA reinforced seat, 14 T-nuts
 - 08 1 x LRM071PNR Lama regolabile, corsa 80mm, fissaggio 100x30x30mm
Adjustable back bar, run-range 80mm, fixing points 100x30x30mm
 - 09 1 x SFE061ANR Soffietto TURTLE larghezza 140mm
TURTLE bellow width 140mm
 - 10 1 x SCP476ANR Coprischienale KIMBERLY alto, con agganci automatici
KIMBERLY high seatback cover, with automatic hooks
 - 11 1 x SHP148A84 Schienale CINQUE alto, 8 borchie
CINQUE high seatback, 8 T-nuts
 - 12 2 x BRP201EAHANR Bracciolo regolabile 3D STAR dx+sx, staffa 10° integrata
3D STAR adjustable rl/hh armrest, with integrated bracket 10°
 - 13 4 x VTM0516BPCFB Vite hilo testa Ø10.5 TB+ 5x16mm, brunita
Hilo screw tip Ø10.5 truss head 5x16mm, bronzed
 - 14 8 x VTM0635BPCFB Vite TBL COMBI DS M6x35mm, brunita
Screw wide combo truss head M6x35mm, bronzed
 - 15 6 x VTM0650BPCFB Vite TBL COMBI M6x50mm, brunita
Screw wide combo truss head M6x50, m bronzed
 - 16 3 x VTM0812BPBFB Vite TBEI DS M8x12mm, brunita
Screw hex recess truss head M8x12mm, bronzed
- Options**
- 17 1 x SDI049B Sedile schiumato per ESSENTIA/QUATTRO
Seat foam for ESSENTIA/QUATTRO
 - 18 1 x SHI148A Schienale schiumato CINQUE alto
CINQUE high back foam

KIT 183 KIMBERLY/G

T A S K

Schienale alto, base Loop nylon maxi, meccanica IBra, sedile Quattro 10°, braccioli Star regolabili
 High back, nylon maxi Loop base, IBra mechanism, 10° Quattro seat, Star adjustable armrests

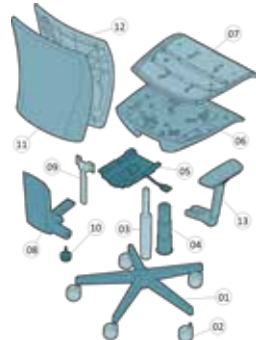


- | | | |
|----|------------------|--|
| 01 | 1 x BAY05201NR | Base LOOP maxi in nylon, nera
<i>LOOP maxi black nylon base</i> |
| 02 | 5 x RUP0051NR | Ruota libera Ø 65mm, perno Ø 11mm
<i>Free wheel castor Ø 65mm, pin Ø 11mm</i> |
| 03 | 1 x ALM31901 | Alzata a gas 50x28x210mm rastremata, nera
<i>Black tapered gas lift 50x28x210mm</i> |
| 04 | 1 x STP009ANR | Soffietto telescopico a 3 stadi corto, Ø 50mm
<i>Short telescopic bellow with 3 stage, Ø 50mm</i> |
| 05 | 1 x SYM03715A | Meccanica IBRA, asincrona a 3 leve
<i>IBRA asynchronous mechanism 3 levers</i> |
| 06 | 1 x SSP303CNR | Sottosedile QUATTRO, (per braccioli inclinazione 10°)
<i>QUATTRO seat outer, (10° armrest inclination)</i> |
| 07 | 1 x SDZ049A78AH | Sedile ESSENTIA rinforzato, 14 borchie
<i>ESSENTIA reinforced seat, 14 T-nuts</i> |
| 08 | 1 x ASM029TNR | Estensore up&down completo di staffa di fissaggio, 100x30mm
<i>Up-down extension with integrated bracket, 100x30mm</i> |
| 09 | 1 x SFE057ANR | Soffietto IBRA
<i>IBRA bellow</i> |
| 10 | 1 x SCP476ANR | Coprischienale KIMBERLY alto, con agganci automatici
<i>KIMBERLY high seatback cover, with automatic hooks</i> |
| 11 | 1 x SHP148A84 | Schienale CINQUE alto, 8 borchie
<i>CINQUE high seatback, 8 T-nuts</i> |
| 12 | 2 x BRP201EAHANR | Bracciolo regolabile 3D STAR dx+sx, staffa 10° integrata
<i>3D STAR adjustable rh/lh armrest, with integrated bracket 10°</i> |
| 13 | 4 x VTM0516BPCFB | Vite hilo testa Ø10.5 TB+ 5x16mm, brunita
<i>Hilo screw tip Ø10.5 truss head 5x16mm, bronzed</i> |
| 14 | 4 x VTM0620BPCFB | Vite TBL COMBI DS M6x20mm, brunita
<i>Screw wide combo truss head M6x20mm, bronzed</i> |
| 15 | 4 x VTM0635BPCFB | Vite TBL COMBI DS M6x35mm, brunita
<i>Screw wide combo truss head M6x35mm, bronzed</i> |
| 16 | 6 x VTM0650BPCFB | Vite TBL COMBI M6x50mm, brunita
<i>Screw wide combo truss head M6x50mm, bronzed</i> |
| | | Options |
| 17 | 1 x SDI049B | Sedile schiumato per ESSENTIA/QUATTRO
<i>Seat foam for ESSENTIA/QUATTRO</i> |
| 18 | 1 x SHI148A | Schienale schiumato CINQUE alto
<i>CINQUE high back foam</i> |

KIT 183 KIMBERLY/B

T A S K

Schienale alto, base Loop nylon mini, CP Nota, sedile Quattro 10°, braccioli Star regolabili
 High back, nylon mini Loop base, Nota permanent contact, 10° Quattro seat, Star adjustable armrests

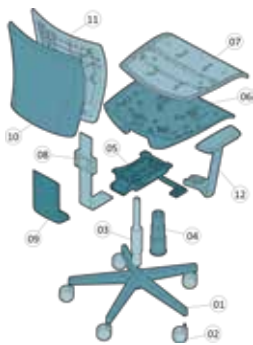


- | | | |
|----|------------------|--|
| 01 | 1 x BAY05301NR | Base LOOP mini in nylon, nera
<i>LOOP mini black nylon base</i> |
| 02 | 5 x RUP0051NR | Ruota libera Ø 65mm, perno Ø 11mm
<i>Free wheel castor Ø 65mm, pin Ø 11mm</i> |
| 03 | 1 x ALM31701S | Alzata a gas 50x28x230mm, corsa 135mm, nera, imballo su scatola
<i>Gas lift 50x28x230mm, run 135mm, black, packed in box</i> |
| 04 | 1 x STP001ANR | Soffietto telescopico a 3 stadi piano, Ø 50mm
<i>Flat telescopic bellow with 3 stage, Ø 50mm</i> |
| 05 | 1 x PSM03015NR | Piastra dattilo ECO cono Ø 28mm con leva, spessore 2.7mm
<i>ECO seat plate cone Ø28mm, with lever, thickness 2.7mm</i> |
| 06 | 1 x SSP303CNR | Sottosedile QUATTRO, (per braccioli inclinazione 10°)
<i>QUATTRO seat outer, (10° armrest inclination)</i> |
| 07 | 1 x SDZ049A78AH | Sedile ESSENTIA rinforzato, 14 borchie
<i>ESSENTIA reinforced seat, 14 T-nuts</i> |
| 08 | 1 x CPMN08NR | Contatto permanente NOTA
<i>NOTA permanent contact</i> |
| 09 | 1 x ASM026TFZ | Estensore a T up&down curvato con staffa di fissaggio fissa 80x30mm - 100x30mm
<i>Up-down "T" extension with integrated bracket, 80x30mm - 100x30mm</i> |
| 10 | 1 x VLP3F5NR | Volantino serie 300, A=Ø50mm, B=M8x30mm, C=30mm, H=26mm
<i>Handwheel series 300, A=Ø50mm, B=M8x30mm, C=30mm, H=26mm, black</i> |
| 11 | 1 x SCP476ANR | Coprischienale KIMBERLY alto, con agganci automatici
<i>KIMBERLY high seatback cover, with automatic hooks</i> |
| 12 | 1 x SHP148A84 | Schienale CINQUE alto, 8 borchie
<i>CINQUE high seatback, 8 T-nuts</i> |
| 13 | 2 x BRP201EAHANR | Bracciolo regolabile 3D STAR dx+sx, staffa 10° integrata
<i>3D STAR adjustable rh/lh armrest, with integrated bracket 10°</i> |
| 14 | 4 x VTM0516BPCFB | Vite hilo testa Ø10.5 TB+ 5x16mm, brunita
<i>Hilo screw tip Ø10.5 truss head 5x16mm, bronzed</i> |
| 15 | 4 x VTM0620BPCFB | Vite TBL COMBI DS M6x20mm, brunita
<i>Screw wide combo truss head M6x20mm, bronzed</i> |
| 16 | 4 x VTM0635BPCFB | Vite TBL COMBI DS M6x35mm, brunita
<i>Screw wide combo truss head M6x35mm, bronzed</i> |
| 17 | 4 x VTM0650BPCFB | Vite TBL COMBI M6x50mm, brunita
<i>Screw wide combo truss head M6x50mm, bronzed</i> |
| | | Options |
| 18 | 1 x SDI049B | Sedile schiumato per ESSENTIA/QUATTRO
<i>Seat foam for ESSENTIA/QUATTRO</i> |
| 19 | 1 x SHI148A | Schienale schiumato CINQUE alto
<i>CINQUE high back foam</i> |

KIT 182 KIMBERLY/L

T A S K HIGHLINE

Schienale basso, base Loop nylon mini, meccanica Rhino, sedile Quattro 10°, braccioli Star fissi
Low back, nylon mini Loop base, Rhino mechanism, 10° Quattro seat, Star armrests



- | | | |
|----------------|------------------|--|
| 01 | 1 x BAY05301NR | Base LOOP mini in nylon, nera
<i>LOOP mini black nylon base</i> |
| 02 | 5 x RUP0051NR | Ruota libera Ø 65mm, perno Ø 11mm
<i>Free wheel castor Ø 65mm, pin Ø 11mm</i> |
| 03 | 1 x ALM31901 | Alzata a gas 50x28x210mm rastremata, nera
<i>Black tapered gas lift 50x28x210mm</i> |
| 04 | 1 x STP009ANR | Soffietto telescopico a 3 stadi corto, Ø 50mm
<i>Short telescopic bellow with 3 stage, Ø 50mm</i> |
| 05 | 1 x SYM04313A | Meccanica autoregolante RHINO
<i>RHINO self-adjustable mechanism</i> |
| 06 | 1 x SSP303CNR | Sottosedile QUATTRO, (per braccioli inclinazione 10°)
<i>QUATTRO seat outer, (10° armrest inclination)</i> |
| 07 | 1 x SDZ049A78AH | Sedile ESSENTIA rinforzato, 14 borchie
<i>ESSENTIA reinforced seat, 14 T-nuts</i> |
| 08 | 1 x LRM092PNR | Lama regolabile per meccanica RHINO
<i>Adjustable back bar for RHINO mechanism</i> |
| 09 | 1 x SFE061ANR | Soffietto TURTLE larghezza 140mm
<i>TURTLE bellow width 140mm</i> |
| 10 | 1 x SCP478ANR | Coprischienale KIMBERLY medio, con agganci automatici
<i>KIMBERLY medium seatback cover, with automatic hooks</i> |
| 11 | 1 x SHP146A84 | Schienale CINQUE basso, 8 borchie
<i>CINQUE low seatback, 8 T-nuts</i> |
| 12 | 2 x BRY209AAHANR | Bracciolo fisso STAR dx+sx, staffa 10° integrata
<i>STAR fixed rh/lh armrest with polyurethane pad and integrated bracket 10°</i> |
| 13 | 4 x VTM0516BPCFB | Vite hilo testa Ø10.5 TB+ 5x16mm, brunita
<i>Hilo screw tip Ø10.5 truss head 5x16mm, bronzed</i> |
| 14 | 8 x VTM0635BPCFB | Vite TBL COMBI DS M6x35mm, brunita
<i>Screw wide combo truss head M6x35mm, bronzed</i> |
| 15 | 6 x VTM0650BPCFB | Vite TBL COMBI M6x50mm, brunita
<i>Screw wide combo truss head M6x50, m bronzed</i> |
| 16 | 4 x VTM0812BPBFB | Vite TBEI DS M8x12mm, brunita
<i>Screw hex recess truss head M8x12mm, bronzed</i> |
| Options | | |
| 17 | 1 x SDI049B | Sedile schiumato per ESSENTIA/QUATTRO
<i>Seat foam for ESSENTIA/QUATTRO</i> |
| 18 | 1 x SHI146A | Schienale schiumato CINQUE piccolo
<i>Back foam for CINQUE small</i> |

KIT 182 KIMBERLY/G

T A S K

Schienale basso, base Loop nylon mini, meccanica Ibra, sedile Quattro 10°, braccioli Star regolabili
Low back, nylon mini Loop base, Ibra mechanism, 10° Quattro seat, Star adjustable armrests



- | | | |
|----------------|------------------|--|
| 01 | 1 x BAY05301NR | Base LOOP mini in nylon, nera
<i>LOOP mini black nylon base</i> |
| 02 | 5 x RUP0051NR | Ruota libera Ø 65mm, perno Ø 11mm
<i>Free wheel castor Ø 65mm, pin Ø 11mm</i> |
| 03 | 1 x ALM31901 | Alzata a gas 50x28x210mm rastremata, nera
<i>Black tapered gas lift 50x28x210mm</i> |
| 04 | 1 x STP009ANR | Soffietto telescopico a 3 stadi corto, Ø 50mm
<i>Short telescopic bellow with 3 stage, Ø 50mm</i> |
| 05 | 1 x SYM03715A | Meccanica IBRA, asincrona a 3 leve
<i>IBRA asynchronous mechanism 3 lever</i> |
| 06 | 1 x SSP303CNR | Sottosedile QUATTRO, (per braccioli inclinazione 10°)
<i>QUATTRO seat outer, (10° armrest inclination)</i> |
| 07 | 1 x SDZ049A78AH | Sedile ESSENTIA rinforzato, 14 borchie
<i>ESSENTIA reinforced seat, 14 T-nuts</i> |
| 08 | 1 x ASM029TNR | Estensore up&down completo di staffa di fissaggio, 100x30mm
<i>Up-down extension with integrated bracket, 100x30mm</i> |
| 09 | 1 x SFE057ANR | Soffietto IBRA
<i>IBRA bellow</i> |
| 10 | 1 x SCP478ANR | Coprischienale KIMBERLY medio, con agganci automatici
<i>KIMBERLY medium seatback cover, with automatic hooks</i> |
| 11 | 1 x SHP146A84 | Schienale CINQUE basso, 8 borchie
<i>CINQUE low seatback, 8 T-nuts</i> |
| 12 | 2 x BRP201EAHANR | Bracciolo regolabile 3D STAR dx+sx, staffa 10° integrata
<i>3D STAR adjustable rh/lh armrest, with integrated bracket 10°</i> |
| 13 | 4 x VTM0516BPCFB | Vite hilo testa Ø10.5 TB+ 5x16mm, brunita
<i>Hilo screw tip Ø10.5 truss head 5x16mm, bronzed</i> |
| 14 | 4 x VTM0620BPCFB | Vite TBL COMBI DS M6x20mm, brunita
<i>Screw wide combo truss head M6x20mm, bronzed</i> |
| 15 | 4 x VTM0635BPCFB | Vite TBL COMBI DS M6x35mm, brunita
<i>Screw wide combo truss head M6x35mm, bronzed</i> |
| 16 | 6 x VTM0650BPCFB | Vite TBL COMBI M6x50mm, brunita
<i>Screw wide combo truss head M6x50, m bronzed</i> |
| Options | | |
| 17 | 1 x SDI049B | Sedile schiumato per ESSENTIA/QUATTRO
<i>Seat foam for ESSENTIA/QUATTRO</i> |
| 18 | 1 x SHI146A | Schienale schiumato CINQUE piccolo
<i>Back foam for CINQUE small</i> |

KIT 182 KIMBERLY/A

T A S K

Schienale basso, base Loop nylon mini, CP Eco-Nota, sedile Quattro 10°, braccioli Star regolabili
 Low back, nylon mini Loop base, Eco-Nota permanent contact, 10° Quattro seat, Star adjustable armrests

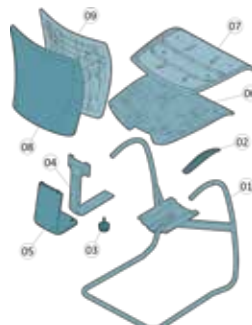


- 01 1 x BAY05301NR Base LOOP mini in nylon, nera
LOOP mini black nylon base
- 02 5 x RUP0051NR Ruota libera Ø 65mm, perno Ø 11mm
Free wheel castor Ø 65mm, pin Ø 11mm
- 03 1 x ALM31701S Alzata a gas 50x28x230mm, corsa 135mm, nera, imballo su scatola
Gas lift 50x28x230mm, run 135mm, black, packed in box
- 04 1 x STP001ANR Soffietto telescopico a 3 stadi piano, Ø 50mm
Flat telescopic bellow with 3 stage, Ø 50mm
- 05 1 x PSM03015NR Piastra dattilo ECO cono Ø 28mm con leva, spessore 2.7mm
ECO seat plate cone Ø28mm, with lever, thickness 2.7mm
- 06 1 x SSP303CNR Sottosedile QUATTRO, (per braccioli inclinazione 10°)
QUATTRO seat outer, (10° armrest inclination)
- 07 1 x SDZ049A78AH Sedile ESSENTIA rinforzato, 14 borchie
ESSENTIA reinforced seat, 14 T-nuts
- 08 1 x CPMN58NR Contatto permanente ECO-NOTA
ECO-NOTA permanent contact
- 09 1 x VLP3E3NRL Volantino serie 300L, A=Ø50mm, B=M8x25mm, C=12mm, H=26mm
Handwheel series 300L, A=Ø50mm, B=M8x25mm, C=12mm, H=26mm, black
- 10 1 x VLP3C4NRL Volantino serie 300L, A=Ø50mm, B=M8x16mm, C=16mm, H=26mm
Handwheel series 300L, A=Ø50mm, B=M8x16mm, C=16mm, H=26mm, black
- 11 1 x ASM0232FZ Estensore JET completo di staffa di fissaggio, 100x30x30mm
"JET" extension with integrated bracket, 100x30x30mm
- 12 1 x SCP478ANR Coprischienale KIMBERLY medio, con agganci automatici
KIMBERLY medium seatback cover, with automatic hooks
- 13 1 x SHP146A84 Schienale CINQUE basso, 8 borchie
CINQUE low seatback, 8 T-nuts
- 14 2 x BRP201EAHANR Bracciolo regolabile 3D STAR dx+sx, staffa 10° integrata 3D STAR
3D STAR adjustable r/h/lh armrest, with integrated bracket 10°
- 15 4 x VTM0516BPCFB Vite hilo testa Ø10.5 TB+ 5x16mm, brunita
Hilo screw tip Ø10.5 truss head 5x16mm, bronzed
- 16 4 x VTM0620BPCFB Vite TBL COMBI DS M6x20mm, brunita
Screw wide combo truss head M6x20mm, bronzed
- 17 4 x VTM0635BPCFB Vite TBL COMBI DS M6x35mm, brunita
Screw wide combo truss head M6x35mm, bronzed
- 18 6 x VTM0650BPCFB Vite TBL COMBI M6x50mm, brunita
Screw wide combo truss head M6x50, m bronzed
- 19 1 x SDI049B **Options**
Sedile schiumato per ESSENTIA/QUATTRO
Seat foam for ESSENTIA/QUATTRO
- 20 1 x SHI146A Schienale schiumato CINQUE piccolo
Back foam for CINQUE small

KIT 182 KIMBERLY/J


WAITING

Schienale basso, slitta Shell, sedile Quattro
 Low back, Shell cantilever, Quattro seat



- 01 1 x TLF016FC Slitta SHELL cromata Ø 20mm, con piedini
SHELL chromed cantilever with feet, Ø20mm
- 02 1 x BRP092A50DNR Pad destro per slitta SHELL
Right pad for SHELL cantilever
- 02 1 x BRP092A50SNR Pad sinistro per slitta SHELL
Left pad for SHELL cantilever
- 03 1 x VLP3F5NR Volantino serie 300, A=Ø50mm, B=M8x30mm, C=30mm, H=26mm
Handwheel series 300, A=Ø50mm, B=M8x30mm, C=30mm, H=26mm, black
- 04 1 x LMM065PNR Lama fissa, larghezza 60mm, fissaggio 100x30mm, 120x50mm
Fixed back bar, width 60mm, fixing points 100x30mm, 120x50mm
- 05 1 x CLP016NR Coprilama KIMBERLY
KIMBERLY back bar cover
- 06 1 x SSP239ANR Sottosedile QUATTRO, (per braccioli inclinazione 15°)
QUATTRO seat outer, (15° armrest inclination)
- 07 1 x SDZ049A78AH Sedile ESSENTIA rinforzato, 14 borchie
ESSENTIA reinforced seat, 14 T-nuts
- 08 1 x SCP478ANR Coprischienale KIMBERLY medio, con agganci automatici
KIMBERLY medium seatback cover, with automatic hooks
- 09 1 x SHP146A84 Schienale CINQUE basso, 8 borchie
CINQUE low seatback, 8 T-nuts
- 10 4 x VTM0420BSXFB Vite truciolare TGS+ 4x20mm, brunita
Chipboard screw PZ raised countersunk head 4x20mm, bronzed
- 11 4 x VTM0516BPCFB Vite hilo testa Ø10.5 TB+ 5x16mm, brunita
Hilo screw tip Ø10.5 truss head 5x16mm, bronzed
- 12 4 x VTM0616BPCFB Vite TBL COMBI DS M6x16mm, brunita
Screw wide combo truss head M6x16mm, bronzed
- 13 4 x VTM0635BPCFB Vite TBL COMBI DS M6x35mm, brunita
Screw wide combo truss head M6x35mm, bronzed
- 14 1 x SDI049B **Options**
Sedile schiumato per ESSENTIA/QUATTRO
Seat foam for ESSENTIA/QUATTRO
- 15 1 x SHI146A Schienale schiumato CINQUE piccolo
Back foam for CINQUE small

KIMBERLY

 KIT 138 GOBLIN/A01




 KIT 139 GOBLIN/F



KIT 139 GOBLIN/J



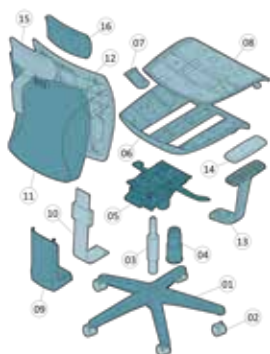
KIT 138 GOBLIN/G



KIT 139 GOBLIN/HP

MANAGER

Schienale alto su base Punta mini nylon, meccanica Whale, sedile trasl. Matrix, bracci. Zodiac fissi, poggiatesta Kind High back, nylon maxi Punta base, Whale mechanism, Matrix trasla seat, Zodiac armrests, Kind headrest



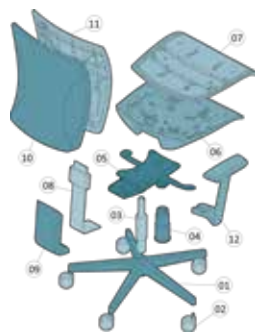
- 01 1 x BAY06801NR Base PUNTA maxi, Ø 680mm, in nylon nera
PUNTA maxi base, Ø 680mm, nylon, black
- 02 5 x RUP0011NR Ruota libera Ø 50mm, perno Ø 11mm
Free wheel castor Ø 50mm, pin Ø 11mm
- 03 1 x ALM31901 Alzata a gas 50x28x210mm rastremata, nera
Black tapered gas lift 50x28x210mm
- 04 1 x STP009ANR Soffietto telescopico a 3 stadi corto, Ø 50mm
Short telescopic bellow with 3 stage, Ø 50mm
- 05 1 x SYM04513 Meccanica synchro WHALE
WHALE synchronized mechanism
- 06 1 x SSP353ANR Sottosedile MATRIX, (per braccioli inclinazione 10°)
MATRIX seat outer, (10° armrest inclination)
- 07 1 x ACP829NR Tirette per sedile MATRIX, pannello di istruzioni
MATRIX seat pull-out trays with instruction card
- 08 1 x SDZ157XACAH Sedile MATRIX con traslatore, rinforzato, 18 borchie
MATRIX reinforced sliding seat, 18 T-nuts
- 09 1 x CLP010NR Coprilama QUATTRO
QUATTRO back bar cover
- 10 1 x LRM054PNRS Lama regolabile, corsa 80mm, fissaggio 100x30x30mm
Adjustable back bar, run-range 80mm, fixing points 100x30x30mm
- 11 1 x SCP394ANR Coprischienale GOBLIN alto
GOBLIN high seatback cover
- 12 1 x SHP148ABS Schienale in plastica CINQUE grande, 8+2 borchie
CINQUE large plastic back inner, 8+2 t-nuts
- 13 2 x BRY211AAHANR Bracciolo fisso ZODIAC dx+sx, con staffa 10° integrata
ZODIAC fixed rh/lh armrest, with integrated bracket 10°
- 14 2 x ACU185NR Pad in poliuretano ZODIAC
ZODIAC polyurethane pad
- 15 1 x ACY213NRT Poggiatesta KIND tappezzata (versione operativa)
KIND upholstered headrest (task chair version)
- 16 1 x ACI067BC Schiumato poggiatesta ZOE
ZOE foam headrest
- 17 8 x VTM0516BPCFB Vite hilo testa Ø10.5 TB+ 5x16mm, brunita
Hilo screw tip Ø10.5 truss head 5x16mm, bronzed
- 18 4 x VTM0616BPCFB Vite TBL COMBI DS M6x16mm, brunita
Screw wide combo truss head M6x16mm, bronzed
- 19 4 x VTM0630BPCFB Vite TBL COMBI DS M6x30mm, brunita
Screw wide combo truss head M6x30mm, bronzed
- 20 6 x VTM0635BPCFB Vite TBL COMBI DS M6x35mm, brunita
Screw wide combo truss head M6x35mm, bronzed
- 21 5 x VTM0812BPBFB Vite TBEI DS M8x12mm, brunita
Screw hex recess truss head M8x12mm, bronzed

- 22 1 x SDI157A **Options**
Schiumato per sedile MATRIX
Foam for MATRIX seat
- 23 1 x SHI148A Schienale schiumato CINQUE alto
CINQUE high back foam

KIT 139 GOBLIN/F

T A S K HIGHLINE

Schienale alto, base Loop nylon maxi, meccanica Turtle, sedile Quattro 10°, braccioli Star fissi High back, nylon maxi Loop base, Turtle mechanism, 10° Quattro seat, Star armrests



- 01 1 x BAY05201NR Base LOOP maxi in nylon, nera
LOOP maxi black nylon base
- 02 5 x RUP0051NR Ruota libera Ø 65mm, perno Ø 11mm
Free wheel castor Ø 65mm, pin Ø 11mm
- 03 1 x ALM31901 Alzata a gas 50x28x210mm rastremata, nera
Black tapered gas lift 50x28x210mm
- 04 1 x STP009ANR Soffietto telescopico a 3 stadi corto, Ø 50mm
Short telescopic bellow with 3 stage, Ø 50mm
- 05 1 x SYM03913 Meccanica synchro TURTLE
TURTLE synchronized mechanism
- 06 1 x SSP303CNR Sottosedile QUATTRO, (per braccioli inclinazione 10°)
QUATTRO seat outer, (10° armrest inclination)
- 07 1 x SDZ049A98AH Sedile ESSENTIA rinforzato, 14 borchie
ESSENTIA reinforced seat, 14 T-nuts
- 08 1 x LRM071PNR Lama regolabile, corsa 80mm, fissaggio 100x30x30mm
Adjustable back bar, run-range 80mm, fixing points 100x30x30mm
- 09 1 x SFE061ANR Soffietto TURTLE larghezza 140mm
TURTLE bellow width 140mm
- 10 1 x SCP394ANR Coprischienale GOBLIN alto
GOBLIN high seatback cover
- 11 1 x SHP148A84 Schienale CINQUE alto, 8 borchie
CINQUE high seatback, 8 T-nuts
- 12 2 x BRY209AAHANR Bracciolo fisso STAR dx+sx, staffa 10° integrata
STAR fixed rh/lh armrest with polyurethane pad and integrated bracket 10°
- 13 4 x VTM0516BPCFB Vite hilo testa Ø10.5 TB+ 5x16mm, brunita
Hilo screw tip Ø10.5 truss head 5x16mm, bronzed
- 14 8 x VTM0635BPCFB Vite TBL COMBI DS M6x35mm, brunita
Screw wide combo truss head M6x35mm, bronzed
- 15 6 x VTM0650BPCFB Vite TBL COMBI M6x50mm, brunita
Screw wide combo truss head M6x50, m bronzed
- 16 3 x VTM0812BPBFB Vite TBEI DS M8x12mm, brunita
Screw hex recess truss head M8x12mm, bronzed

- 17 1 x SDI049B **Options**
Sedile schiumato per ESSENTIA/QUATTRO
Seat foam for ESSENTIA/QUATTRO
- 18 1 x SHI148A Schienale schiumato CINQUE alto
CINQUE high back foam

KIT 139 GOBLIN/J

T A S K
HIGHLINE

Schienale alto, base Loop nylon maxi, meccanica Rhino, sedile Quattro 10°, braccioli Star regolabili
High back, nylon maxi Loop base, Rhino mechanism, 10° Quattro seat, Star adjustable armrests



- 01 1 x BAY05201NR Base LOOP maxi in nylon, nera
LOOP maxi black nylon base
 - 02 5 x RUP0051NR Ruota libera Ø 65mm, perno Ø 11mm
Free wheel castor Ø 65mm, pin Ø 11mm
 - 03 1 x ALM31901 Alzata a gas 50x28x210mm rastremata, nera
Black tapered gas lift 50x28x210mm
 - 04 1 x STP009ANR Soffietto telescopico a 3 stadi corto, Ø 50mm
Short telescopic bellows with 3 stage, Ø 50mm
 - 05 1 x SYM04313A Meccanica autoregolante RHINO
RHINO self-adjustable mechanism
 - 06 1 x SSP303CNR Sottosedile QUATTRO, (per braccioli inclinazione 10°)
QUATTRO seat outer, (10° armrest inclination)
 - 07 1 x SDZ049A78AH Sedile ESSENTIA rinforzato, 14 borchie
ESSENTIA reinforced seat, 14 T-nuts
 - 08 1 x LRM092PNR Lama regolabile per meccanica RHINO
Adjustable back bar for RHINO mechanism
 - 09 1 x SFE061ANR Soffietto TURTLE larghezza 140mm
TURTLE bellows width 140mm
 - 10 1 x ACY575NR Distanziatore ad H per aste a T
Spacer "H" for J-BAR "T"
 - 11 1 x SCP394ANR Coprischienale GOBLIN alto
GOBLIN high seatback cover
 - 12 1 x SHP148A84 Schienale CINQUE alto, 8 borchie
CINQUE high seatback, 8 T-nuts
 - 13 2 x BRP201EAHANR Bracciolo regolabile 3D STAR dx+sx, staffa 10° integrata
3D STAR adjustable rh/lh armrest, with integrated bracket 10°
 - 14 4 x VTM0516BPCFB Vite hilo testa Ø10.5 TB+ 5x16mm, brunita
Hilo screw tip Ø10.5 truss head 5x16mm, bronzed
 - 15 4 x VTM0635BPCFB Vite TBL COMBI DS M6x35mm, brunita
Screw wide combo truss head M6x35mm, bronzed
 - 16 4 x VTM0645BPCFB Vite TBL COMBI DS M6x45mm, brunita
Screw wide combo truss head M6x45mm, bronzed
 - 17 6 x VTM0650BPCFB Vite TBL COMBI M6x50mm, brunita
Screw wide combo truss head M6x50, m bronzed
 - 18 4 x VTM0812BPBFB Vite TBEI DS M8x12mm, brunita
Screw hex recess truss head M8x12mm, bronzed
- Options**
- 19 1 x SDI049B Sedile schiumato per ESSENTIA/QUATTRO
Seat foam for ESSENTIA/QUATTRO
 - 20 1 x SHI148A Schienale schiumato CINQUE alto
CINQUE high back foam

KIT 139 GOBLIN/G

T A S K

Schienale alto, base Loop nylon maxi, meccanica Ibra, sedile Essentia, braccioli Star regolabili
High back, nylon maxi Loop base, Ibra mechanism, Essentia seat, Star adjustable armrests



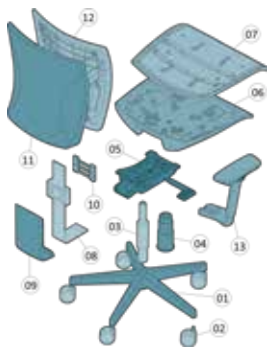
- 01 1 x BAY05201NR Base LOOP maxi in nylon, nera
LOOP maxi black nylon base
 - 02 5 x RUP0051NR Ruota libera Ø 65mm, perno Ø 11mm
Free wheel castor Ø 65mm, pin Ø 11mm
 - 03 1 x ALM31901 Alzata a gas 50x28x210mm rastremata, nera
Black tapered gas lift 50x28x210mm
 - 04 1 x STP009ANR Soffietto telescopico a 3 stadi corto, Ø 50mm
Short telescopic bellows with 3 stage, Ø 50mm
 - 05 1 x SYM03715A Meccanica IBRA, asincrona a 3 leve
IBRA asynchronized mechanism 3 levers
 - 06 1 x SSP207ANR Sottosedile ESSENTIA, (per braccioli inclinazione 15°)
ESSENTIA seat outer, (15° armrest inclination)
 - 07 1 x SDZ049A78AH Sedile ESSENTIA rinforzato, 14 borchie
ESSENTIA reinforced seat, 14 T-nuts
 - 08 1 x ASM029TNR Estensore up&down completo di staffa di fissaggio, 100x30mm
Up-down extension with integrated bracket, 100x30mm
 - 09 1 x SFE068ANR Soffietto OPERA
OPERA bellows
 - 10 1 x SCP394ANR Coprischienale GOBLIN alto
GOBLIN high seatback cover
 - 11 1 x SHP148A84 Schienale CINQUE alto, 8 borchie
CINQUE high seatback, 8 T-nuts
 - 12 2 x BRP201EAHANR Bracciolo regolabile 3D STAR dx+sx, staffa 10° integrata
3D STAR adjustable rh/lh armrest, with integrated bracket 10°
 - 13 2 x ACP596NR Distanziale 55x55mm (per braccioli inclinazione 5°)
Spacer 55x55mm for armrests with inclination 5°
 - 14 2 x VTM0516BPCFB Vite hilo testa Ø10.5 TB+ 5x16mm, brunita
Hilo screw tip Ø10.5 truss head 5x16mm, bronzed
 - 15 4 x VTM0620BPCFB Vite TBL COMBI DS M6x20mm, brunita
Screw wide combo truss head M6x20mm, bronzed
 - 16 4 x VTM0635BPCFB Vite TBL COMBI DS M6x35mm, brunita
Screw wide combo truss head M6x35mm, bronzed
 - 17 6 x VTM0650BPCFB Vite TBL COMBI M6x50mm, brunita
Screw wide combo truss head M6x50, m bronzed
- Options**
- 18 1 x SDI049B Sedile schiumato per ESSENTIA/QUATTRO
Seat foam for ESSENTIA/QUATTRO
 - 19 1 x SHI148A Schienale schiumato CINQUE alto
CINQUE high back foam

GOBLIN

KIT 138 GOBLIN/J

T A S K
HIGHLINE

Schienale basso, base Loop nylon mini, meccanica Rhino, sedile Quattro 10°, braccioli Star regolabili
Low back, nylon mini Loop base, Rhino mechanism, 10° Quattro seat, Star adjustable armrests



- 01 1 x BAY05301NR Base LOOP mini in nylon, nera
LOOP mini black nylon base
- 02 5 x RUP0051NR Ruota libera Ø 65mm, perno Ø 11mm
Free wheel castor Ø 65mm, pin Ø 11mm
- 03 1 x ALM31901 Alzata a gas 50x28x210mm rastremata, nera
Black tapered gas lift 50x28x210mm
- 04 1 x STP009ANR Soffietto telescopico a 3 stadi corto, Ø 50mm
Short telescopic bellow with 3 stage, Ø 50mm
- 05 1 x SYM04313A Meccanica autoregolante RHINO
RHINO self-adjustable mechanism
- 06 1 x SSP303CNR Sottosedile QUATTRO, (per braccioli inclinazione 10°)
QUATTRO seat outer, (10° armrest inclination)
- 07 1 x SDZ049A78AH Sedile ESSENTIA rinforzato, 14 borchie
ESSENTIA reinforced seat, 14 T-nuts
- 08 1 x LRM092PNR Lama regolabile per meccanica RHINO
Adjustable back bar for RHINO mechanism
- 09 1 x SFE061ANR Soffietto TURTLE larghezza 140mm
TURTLE bellow width 140mm
- 10 1 x ACY575NR Distanziatore ad H per aste a T
Spacer "H" for J-BAR "T"
- 11 1 x SCP396ANR Coprischienale GOBLIN basso
GOBLIN low seatback cover
- 12 1 x SHP146A84 Schienale CINQUE basso, 8 borchie
CINQUE low seatback, 8 T-nuts
- 13 2 x BRP201EAHANR Bracciolo regolabile 3D STAR dx+sx, staffa 10° integrata
3D STAR adjustable rh/lh armrest, with integrated bracket 10°
- 14 4 x VTM0516BPCFB Vite hilo testa Ø10.5 TB+ 5x16mm, brunita
Hilo screw tip Ø10.5 truss head 5x16mm, bronzed
- 15 4 x VTM0635BPCFB Vite TBL COMBI DS M6x35mm, brunita
Screw wide combo truss head M6x35mm, bronzed
- 16 4 x VTM0645BPCFB Vite TBL COMBI DS M6x45mm, brunita
Screw wide combo truss head M6x45mm, bronzed
- 17 6 x VTM0650BPCFB Vite TBL COMBI M6x50mm, brunita
Screw wide combo truss head M6x50mm, bronzed
- 18 4 x VTM0812BPBFB Vite TBEI DS M8x12mm, brunita
Screw hex recess truss head M8x12mm, bronzed
- 19 1 x SDI049B Sedile schiumato per ESSENTIA/QUATTRO
Seat foam for ESSENTIA/QUATTRO
- 20 1 x SHI146A Schienale schiumato CINQUE piccolo
Back foam for CINQUE small

KIT 138 GOBLIN/G

T A S K

Schienale basso, base Loop nylon mini, meccanica Ibra, sedile Essentia, braccioli Star regolabili
Low back, nylon mini Loop base, Ibra mechanism, Essentia seat, Star adjustable armrests



- 01 1 x BAY05301NR Base LOOP mini in nylon, nera
LOOP mini black nylon base
- 02 5 x RUP0051NR Ruota libera Ø 65mm, perno Ø 11mm
Free wheel castor Ø 65mm, pin Ø 11mm
- 03 1 x ALM31901 Alzata a gas 50x28x210mm rastremata, nera
Black tapered gas lift 50x28x210mm
- 04 1 x STP009ANR Soffietto telescopico a 3 stadi corto, Ø 50mm
Short telescopic bellow with 3 stage, Ø 50mm
- 05 1 x SYM03715A Meccanica IBRA, asincrona a 3 leve
IBRA asynchronized mechanism 3 levers
- 06 1 x SSP207ANR Sottosedile ESSENTIA, (per braccioli inclinazione 15°)
ESSENTIA seat outer, (15° armrest inclination)
- 07 1 x SDZ049A78AH Sedile ESSENTIA rinforzato, 14 borchie
ESSENTIA reinforced seat, 14 T-nuts
- 08 1 x ASM029TNR Estensore up&down completo di staffa di fissaggio, 100x30mm
Up-down extension with integrated bracket, 100x30mm
- 09 1 x SFE068ANR Soffietto OPERA
OPERA bellow
- 10 1 x SCP396ANR Coprischienale GOBLIN basso
GOBLIN low seatback cover
- 11 1 x SHP146A84 Schienale CINQUE basso, 8 borchie
CINQUE low seatback, 8 T-nuts
- 12 2 x BRP201EAHANR Bracciolo regolabile 3D STAR dx+sx, staffa 10° integrata
3D STAR adjustable rh/lh armrest, with integrated bracket 10°
- 13 2 x ACP596NR Distanziale 55x55mm (per braccioli inclinazione 5°)
Spacer 55x55mm for armrests with inclination 5°
- 14 2 x VTM0516BPCFB Vite hilo testa Ø10.5 TB+ 5x16mm, brunita
Hilo screw tip Ø10.5 truss head 5x16mm, bronzed
- 15 4 x VTM0620BPCFB Vite TBL COMBI DS M6x20mm, brunita
Screw wide combo truss head M6x20mm, bronzed
- 16 4 x VTM0635BPCFB Vite TBL COMBI DS M6x35mm, brunita
Screw wide combo truss head M6x35mm, bronzed
- 17 6 x VTM0650BPCFB Vite TBL COMBI M6x50mm, brunita
Screw wide combo truss head M6x50mm, bronzed
- 18 1 x SDI049B Sedile schiumato per ESSENTIA/QUATTRO
Seat foam for ESSENTIA/QUATTRO
- 19 1 x SHI146A Schienale schiumato CINQUE piccolo
Back foam for CINQUE small

Options

- Sedile schiumato per ESSENTIA/QUATTRO
Seat foam for ESSENTIA/QUATTRO
- Schienale schiumato CINQUE piccolo
Back foam for CINQUE small

KIT 138 GOBLIN/A01

T A S K

Schienale basso, base Loop nylon mini, CP Quattro, sedile Quattro 10°, braccioli Star fissi
 Low back, nylon mini Loop base, Quattro permanent contact, 10° Quattro seat, Star armrests

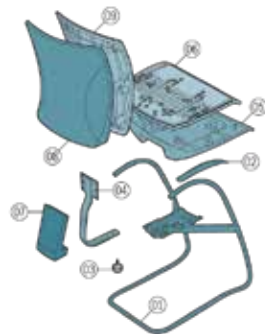


- 01 1 x BAY05301NR Base LOOP mini in nylon, nera
LOOP mini black nylon base
 - 02 5 x RUP0051NR Ruota libera Ø 65mm, perno Ø 11mm
Free wheel castor Ø 65mm, pin Ø 11mm
 - 03 1 x ALM31701S Alzata a gas 50x28x230mm, corsa 135mm, nera, imballo su scatola
Gas lift 50x28x230mm, run 135mm, black, packed in box
 - 04 1 x STP001ANR Soffietto telescopico a 3 stadi piano, Ø 50mm
Flat telescopic bellow with 3 stage, Ø 50mm
 - 05 1 x PSM03015NR Piastra dattilo ECO cono Ø 28mm con leva, spessore 2.7mm
ECO seat plate cone Ø28mm, with lever, thickness 2.7mm
 - 06 1 x SSP303CNR Sottosedile QUATTRO, (per braccioli inclinazione 10°)
QUATTRO seat outer, (10° armrest inclination)
 - 07 1 x SDZ049A78AH Sedile ESSENTIA rinforzato, 14 borchie
ESSENTIA reinforced seat, 14 T-nuts
 - 08 1 x CPMQ05NR Contatto permanente QUATTRO
QUATTRO permanent contact
 - 09 1 x LRM052PNR Lama regolabile per contatto permanente QUATTRO
Adjustable back bar for QUATTRO permanent contact
 - 10 1 x VLP3F5NR Volantino serie 300, A=Ø50mm, B=M8x30mm, C=30mm, H=26mm
Handwheel series 300, A=Ø50mm, B=M8x30mm, C=30mm, H=26mm, black
 - 11 1 x SCP396ANR Coprischienale GOBLIN basso
GOBLIN low seatback cover
 - 12 1 x SHP146A84 Schienale CINQUE basso, 8 borchie
CINQUE low seatback, 8 T-nuts
 - 13 2 x BRY209AAHANR Bracciolo fisso STAR dx+sx, staffa 10° integrata
STAR fixed rh/lh armrest with polyurethane pad and integrated bracket 10°
 - 14 4 x VTM0516BPCFB Vite hilo testa Ø10.5 TB+ 5x16mm, brunita
Hilo screw tip Ø10.5 truss head 5x16mm, bronzed
 - 15 4 x VTM0620BPCFB Vite TBL COMBI DS M6x20mm, brunita
Screw wide combo truss head M6x20mm, bronzed
 - 16 4 x VTM0635BPCFB Vite TBL COMBI DS M6x35mm, brunita
Screw wide combo truss head M6x35mm, bronzed
 - 17 6 x VTM0645BPCFB Vite TBL COMBI DS M6x45mm, brunita
Screw wide combo truss head M6x45mm, bronzed
- Options**
 Sedile schiumato per ESSENTIA/QUATTRO
Seat foam for ESSENTIA/QUATTRO
 Schienale schiumato CINQUE piccolo
Back foam for CINQUE small

KIT 138 GOBLIN/C

WAITING

Schienale basso, slitta Shell, sedile Quattro
 Low back, Shell cantilever, Quattro seat



- 01 1 x TLF016FC Slitta SHELL cromata Ø 20mm, con piedini
SHELL chromed cantilever with feet, Ø20mm
 - 02 1 x BRP092A50DNR Pad destro per slitta SHELL
Right pad for SHELL cantilever
 - 02 1 x BRP092A50SNR Pad sinistro per slitta SHELL
Left pad for SHELL cantilever
 - 03 1 x VLP3F5NR Volantino serie 300, A=Ø50mm, B=M8x30mm, C=30mm, H=26mm
Handwheel series 300, A=Ø50mm, B=M8x30mm, C=30mm, H=26mm, black
 - 04 1 x LMM051PNR Lama fissa, larghezza 60mm, fissaggio 100x30x30mm
Fixed back bar, width 60mm, fixing points 100x30x30mm
 - 05 1 x SSP239ANR Sottosedile QUATTRO, (per braccioli inclinazione 15°)
QUATTRO seat outer, (15° armrest inclination)
 - 06 1 x SDP049A38 Sedile ESSENTIA, 4 borchie
ESSENTIA seat, 4 T-nuts
 - 07 1 x CLP010NR Coprilama QUATTRO
QUATTRO back bar cover
 - 08 1 x SCP396ANR Coprischienale GOBLIN basso
GOBLIN low seatback cover
 - 09 1 x SHP146A84 Schienale CINQUE basso, 8 borchie
CINQUE low seatback, 8 T-nuts
 - 10 4 x VTM0420BSXFB Vite truciolare TGS+ 4x20mm, brunita
Chipboard screw PZ raised countersunk head 4x20mm, bronzed
 - 11 4 x VTM0516BPCFB Vite hilo testa Ø10.5 TB+ 5x16mm, brunita
Hilo screw tip Ø10.5 truss head 5x16mm, bronzed
 - 12 4 x VTM0616BPCFB Vite TBL COMBI DS M6x16mm, brunita
Screw wide combo truss head M6x16mm, bronzed
 - 13 4 x VTM0635BPCFB Vite TBL COMBI DS M6x35mm, brunita
Screw wide combo truss head M6x35mm, bronzed
- Options**
 Sedile schiumato per ESSENTIA/QUATTRO
Seat foam for ESSENTIA/QUATTRO
 Schienale schiumato CINQUE piccolo
Back foam for CINQUE small

KIT 086 CINQUE/G



KIT 085 CINQUE/B01



KIT.151 CINQUE/M



KIT.086 CINQUE/F



B

CINQUE

KIT 086 CINQUE/HP

MANAGER

Schienale alto, base Punta nylon maxi, meccanica Whale, sedile traslatore Matrix, braccioli Star reg., poggiatesta Kind High back, nylon maxi Punta base. Whale mechanism, Matrix sliding seat, Star adjustable armrests, Kind headrest

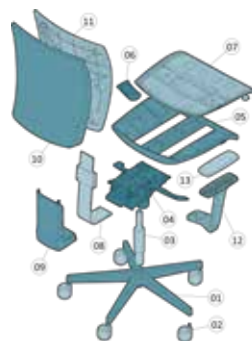


- 01 1 x BAY06801NR Base PUNTA maxi, Ø 680mm, in nylon nera
PUNTA maxi base, Ø 680mm, nylon, black
- 02 5 x RUP0011NR Ruota libera Ø 50mm, perno Ø 11mm
Free wheel castor Ø 50mm, pin Ø 11mm
- 03 1 x ALM31901 Alzata a gas 50x28x210mm rastremata, nera
Black tapered gas lift 50x28x210mm
- 04 1 x STP009ANR Soffietto telescopico a 3 stadi corto, Ø 50mm
Short telescopic bellows with 3 stage, Ø 50mm
- 05 1 x SYM04513 Meccanica synchro WHALE
WHALE synchronized mechanism
- 06 1 x SSP353ANR Sottosedile MATRIX, (per braccioli inclinazione 10°)
MATRIX seat outer, (10° armrest inclination)
- 07 1 x ACP829NR Tirette per sedile MATRIX, pannello di istruzioni
MATRIX seat pull-out trays with instruction card
- 08 1 x SDZ157XACAH Sedile MATRIX con traslatore, rinforzato, 18 borchie
MATRIX reinforced sliding seat, 18 T-nuts
- 09 1 x CLP010NR Coprilama QUATTRO
QUATTRO back bar cover
- 10 1 x LRM054PNRS Lama regolabile, corsa 80mm, fissaggio 100x30x30mm
Adjustable back bar, run-range 80mm, fixing points 100x30x30mm
- 11 1 x SCP310ANR Coprischienale CINQUE alto
CINQUE high seatback cover
- 12 1 x SHP148ABS Schienale in plastica CINQUE grande, 8+2 borchie
CINQUE large plastic back inner, 8+2 t-nuts
- 13 2 x BRP201EAHANR Bracciolo regolabile 3D STAR dx+sx, staffa 10° integrata
3D STAR adjustable rh/lh armrest, with integrated bracket 10°
- 14 1 x ACY213NRT Poggiatesta KIND tappezzata (versione operativa)
KIND upholstered headrest (task chair version)
- 15 1 x ACI067BC Schiumato poggiatesta ZOE
ZOE foam headrest
- 16 8 x VTM0516BPCFB Vite hilo testa Ø10.5 TB+ 5x16mm, brunita
Hilo screw tip Ø10.5 truss head 5x16mm, bronzed
- 17 4 x VTM0616BPCFB Vite TBL COMBI DS M6x16mm, brunita
Screw wide combo truss head M6x16mm, bronzed
- 18 4 x VTM0630BPCFB Vite TBL COMBI DS M6x30mm, brunita
Screw wide combo truss head M6x30mm, bronzed
- 19 6 x VTM0635BPCFB Vite TBL COMBI DS M6x35mm, brunita
Screw wide combo truss head M6x35mm, bronzed
- 20 5 x VTM0812BPBFB Vite TBEI DS M8x12mm, brunita
Screw hex recess truss head M8x12mm, bronzed
- 21 1 x SDI157A **Options**
Schiumato per sedile MATRIX
Foam for MATRIX seat
- 22 1 x SHI148A Schienale schiumato CINQUE alto
CINQUE high back foam

KIT 086 CINQUE/B01

T A S K HIGHLINE

Schienale alto, base Loop alluminio maxi, meccanica Whale, sedile traslatore Matrix, braccioli Zodiac reg. alluminio High back aluminium maxi Loop base, Whale mechanism, Matrix trasla seat, Zodiac aluminium adjustable armrests



- 01 1 x BAM05401AL Base LOOP maxi in alluminio
LOOP maxi aluminium base
- 02 5 x RUP1051NR Ruota libera in gomma Ø 65mm, perno Ø 11mm
Rubber free wheel castor Ø 65mm, pin Ø 11mm
- 03 1 x ALM31901FC Alzata a gas 50x28x210mm rastremata, cromata
Chromed tapered gas lift, 50x28x210mm
- 04 1 x SYM04513 Meccanica synchro WHALE
WHALE synchronized mechanism
- 05 1 x SSP353ANR Sottosedile MATRIX, (per braccioli inclinazione 10°)
MATRIX seat outer, (10° armrest inclination)
- 06 1 x ACP829NR Tirette per sedile MATRIX, pannello di istruzioni
MATRIX seat pull-out trays with instruction card
- 07 1 x SDZ157XACAH Sedile MATRIX con traslatore, rinforzato, 18 borchie
MATRIX reinforced sliding seat, 18 T-nuts
- 08 1 x LRM054PNRS Lama regolabile, corsa 80mm, fissaggio 100x30x30mm
Adjustable back bar, run-range 80mm, fixing points 100x30x30mm
- 09 1 x CLP010NR Coprilama QUATTRO
QUATTRO back bar cover
- 10 1 x SCP310ANR Coprischienale CINQUE alto
CINQUE high seatback cover
- 11 1 x SHP148A84 Schienale CINQUE alto, 8 borchie
CINQUE high seatback, 8 T-nuts
- 12 2 x BRY212CAHANR Bracciolo regolabile 2D ZODIAC dx+sx, staffa 10° alluminio integrata
2D ZODIAC adjustable rh/lh armrest, with integrated aluminium bracket 10°
- 13 2 x ACU185NR Pad in poliuretano ZODIAC
ZODIAC polyurethane pad
- 14 8 x VTM0516BPCFB Vite hilo testa Ø10.5 TB+ 5x16mm, brunita
Hilo screw tip Ø10.5 truss head 5x16mm, bronzed
- 15 4 x VTM0616BPCFB Vite TBL COMBI DS M6x16mm, brunita
Screw wide combo truss head M6x16mm, bronzed
- 16 4 x VTM0630BPCFB Vite TBL COMBI DS M6x30mm, brunita
Screw wide combo truss head M6x30mm, bronzed
- 17 6 x VTM0635BPCFB Vite TBL COMBI DS M6x35mm, brunita
Screw wide combo truss head M6x35mm, bronzed
- 18 5 x VTM0812BPBFB Vite TBEI DS M8x12mm, brunita
Screw hex recess truss head M8x12mm, bronzed
- 19 1 x SDI049B **Options**
Sedile schiumato per ESSENTIA/QUATTRO
Seat foam for ESSENTIA/QUATTRO
- 20 1 x SHI148A Schienale schiumato CINQUE alto
CINQUE high back foam

KIT 086 CINQUE/F

T A S K
HIGHLINE

Schienale alto, base Punta nylon maxi, meccanica Turtle, sedile Quattro 10°: braccioli Zodiac regolabili
High back, nylon maxi Punta base, Turtle mechanism, 10°
Quattro seat, Zodiac adjustable armrests

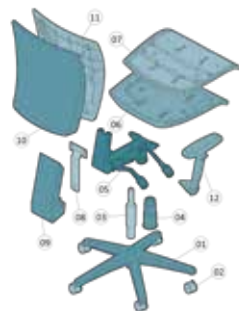


- 01 1 x BAY06801NR Base PUNTA maxi, Ø 680mm, in nylon nera
PUNTA maxi base, Ø 680mm, nylon, black
- 02 5 x RUP0011NR Ruota libera Ø 50mm, perno Ø 11mm
Free wheel castor Ø 50mm, pin Ø 11mm
- 03 1 x ALM31901 Alzata a gas 50x28x210mm rastremata, nera
Black tapered gas lift 50x28x210mm
- 04 1 x STP009ANR Soffietto telescopico a 3 stadi corto, Ø 50mm
Short telescopic bellow with 3 stage, Ø 50mm
- 05 1 x SYM03913 Meccanica synchro TURTLE
TURTLE synchronized mechanism
- 06 1 x SSP303CNR Sottosedile QUATTRO, (per braccioli inclinazione 10°)
QUATTRO seat outer, (10° armrest inclination)
- 07 1 x SDZ049A98AH Sedile ESSENTIA rinforzato, 14 borchie
ESSENTIA reinforced seat, 14 T-nuts
- 08 1 x LRM071PNR Lama regolabile, corsa 80mm, fissaggio 100x30x30mm
Adjustable back bar, run-range 80mm, fixing points 100x30x30mm
- 09 1 x SFE061ANR Soffietto TURTLE larghezza 140mm
TURTLE bellow width 140mm
- 10 1 x SCP310ANR Coprischienale CINQUE alto
CINQUE high seatback cover
- 11 1 x SHP148A84 Schienale CINQUE alto, 8 borchie
CINQUE high seatback, 8 T-nuts
- 12 2 x BRY212AAHANR Bracciolo regolabile 2D ZODIAC dx+sx, staffa 10°
integrata
2D ZODIAC adjustable rh/lh armrest, with integrated bracket 10°
- 13 2 x ACU185NR Pad in poliuretano ZODIAC
ZODIAC polyurethane pad
- 14 4 x VTM0516BPCFB Vite hilo testa Ø10.5 TB+ 5x16mm, brunita
Hilo screw tip Ø10.5 truss head 5x16mm, bronzed
- 15 8 x VTM0635BPCFB Vite TBL COMBI DS M6x35mm, brunita
Screw wide combo truss head M6x35mm, bronzed
- 16 6 x VTM0650BPCFB Vite TBL COMBI M6x50mm, brunita
Screw wide combo truss head M6x50, m bronzed
- 17 3 x VTM0812BPBFB Vite TBEI DS M8x12mm, brunita
Screw hex recess truss head M8x12mm, bronzed
- 18 1 x SDI049B **Options**
Sedile schiumato per ESSENTIA/QUATTRO
Seat foam for ESSENTIA/QUATTRO
- 19 1 x SHI148A Schienale schiumato CINQUE alto
CINQUE high back foam

KIT 086 CINQUE/G

T A S K

Schienale alto, base Punta nylon maxi, meccanica Ibra, sedile Matrix fisso, braccioli Lambda regolabili
High back, nylon maxi Punta base, meccanica Ibra, Matrix seat, Lambda adjustable armrests

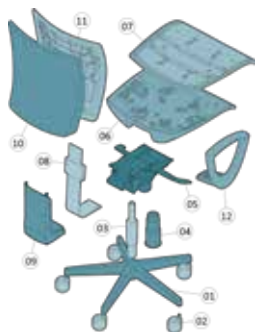


- 01 1 x BAY06801NR Base PUNTA maxi, Ø 680mm, in nylon nera
PUNTA maxi base, Ø 680mm, nylon, black
- 02 5 x RUP0011NR Ruota libera Ø 50mm, perno Ø 11mm
Free wheel castor Ø 50mm, pin Ø 11mm
- 03 1 x ALM31901 Alzata a gas 50x28x210mm rastremata, nera
Black tapered gas lift 50x28x210mm
- 04 1 x STP009ANR Soffietto telescopico a 3 stadi corto, Ø 50mm
Short telescopic bellow with 3 stage, Ø 50mm
- 05 1 x SYM03715A Meccanica IBRA, asincrona a 3 leve
IBRA asynchronous mechanism 3 levers
- 06 1 x SSP385ANR Sottosedile MATRIX fisso
MATRIX seat outer
- 07 1 x SDZ049A78AH Sedile ESSENTIA rinforzato, 14 borchie
ESSENTIA reinforced seat, 14 T-nuts
- 08 1 x ASM029TNR Estensore up&down completo di staffa di fissaggio, 100x30mm
Up-down extension with integrated bracket, 100x30mm
- 09 1 x SFE068ANR Soffietto OPERA
OPERA bellow
- 10 1 x SCP310ANR Coprischienale CINQUE alto
CINQUE high seatback cover
- 11 1 x SHP148A84 Schienale CINQUE alto, 8 borchie
CINQUE high seatback, 8 T-nuts
- 12 2 x BRP198AAHANR Bracciolo regolabile 3D LAMBDA dx+sx, pad in poliuretano, staffa 10° integrata
3D LAMBDA rh/lh adjustable armrest with PU pad and integrated bracket 10°
- 13 2 x VTM0516BPCFB Vite hilo testa Ø10.5 TB+ 5x16mm, brunita
Hilo screw tip Ø10.5 truss head 5x16mm, bronzed
- 14 4 x VTM0620BPCFB Vite TBL COMBI DS M6x20mm, brunita
Screw wide combo truss head M6x20mm, bronzed
- 15 10 x VTM0635BPCFB Vite TBL COMBI DS M6x35mm, brunita
Screw wide combo truss head M6x35mm, bronzed
- 16 1 x SDI049B **Options**
Sedile schiumato per ESSENTIA/QUATTRO
Seat foam for ESSENTIA/QUATTRO
- 17 1 x SHI148A Schienale schiumato CINQUE alto
CINQUE high back foam

KIT 085 CINQUE/B01

T A S K
HIGHLINE

Schienale basso, base Loop nylon mini, meccanica Whale, sedile Quattro, braccioli Arc
Low back, nylon mini Loop base, Whale mechanism, Quattro seat, Arc armrests



- | | | |
|----------------|-------------------|---|
| 01 | 1 x BAY05301NR | Base LOOP mini in nylon, nera
<i>LOOP mini black nylon base</i> |
| 02 | 5 x RUP0051NR | Ruota libera Ø 65mm, perno Ø 11mm
<i>Free wheel castor Ø 65mm, pin Ø 11mm</i> |
| 03 | 1 x ALM31901 | Alzata a gas 50x28x210mm rastremata, nera
<i>Black tapered gas lift 50x28x210mm</i> |
| 04 | 1 x STP009ANR | Soffietto telescopico a 3 stadi corto, Ø 50mm
<i>Short telescopic bellow with 3 stage, Ø 50mm</i> |
| 05 | 1 x SYM04513 | Meccanica synchro WHALE
<i>WHALE synchronized mechanism</i> |
| 06 | 1 x SSP239ANR | Sottosedile QUATTRO, (per braccioli inclinazione 15°)
<i>QUATTRO seat outer, (15° armrest inclination)</i> |
| 07 | 1 x SDZ049A98AH | Sedile ESSENTIA rinforzato, 14 borchie
<i>ESSENTIA reinforced seat, 14 T-nuts</i> |
| 08 | 1 x LRM054PNRS | Lama regolabile, corsa 80mm, fissaggio 100x30x30mm
<i>Adjustable back bar, run-range 80mm, fixing points 100x30x30mm</i> |
| 09 | 1 x CLP010NR | Coprilama QUATTRO
<i>QUATTRO back bar cover</i> |
| 10 | 1 x SCP308ANR | Coprischienale CINQUE basso
<i>CINQUE low seatback cover</i> |
| 11 | 1 x SHP146A84 | Schienale CINQUE basso, 8 borchie
<i>CINQUE low seatback, 8 T-nuts</i> |
| 12 | 2 x BRP118AAHANR | Bracciolo ARC
<i>ARC armrest</i> |
| 13 | 4 x VTM0516BPCFB | Vite hilo testa Ø10.5 TB+ 5x16mm, brunita
<i>Hilo screw tip Ø10.5 truss head 5x16mm, bronzed</i> |
| 14 | 4 x VTM0635BPCFB | Vite TBL COMBI DS M6x35mm, brunita
<i>Screw wide combo truss head M6x35mm, bronzed</i> |
| 15 | 10 x VTM0640BPCFB | Vite TBL COMBI DS M6x40mm, brunita
<i>Screw wide combo truss head M6x40mm, bronzed</i> |
| 16 | 5 x VTM0812BPBFB | Vite TBEI DS M8x12mm, brunita
<i>Screw hex recess truss head M8x12mm, bronzed</i> |
| Options | | |
| 17 | 1 x SDI049B | Sedile schiumato per ESSENTIA/QUATTRO
<i>Seat foam for ESSENTIA/QUATTRO</i> |
| 18 | 1 x SHI146A | Schienale schiumato CINQUE piccolo
<i>Back foam for CINQUE small</i> |

KIT 085 CINQUE/J

T A S K
HIGHLINE

Schienale basso, base Punta nylon mini, meccanica Rhino, sedile Quattro, braccioli Arc
Low back, nylon mini Punta base, Rhino mechanism, Quattro seat, Arc armrests

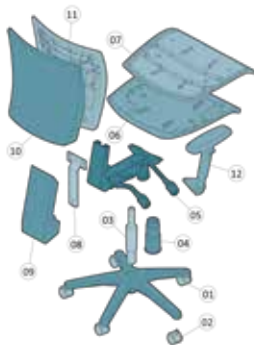


- | | | |
|----------------|------------------|---|
| 01 | 1 x BAY07301NR | Base PUNTA mini, Ø 630mm, in nylon nera
<i>PUNTA mini base, Ø 630mm, nylon, black</i> |
| 02 | 5 x RUP0011NR | Ruota libera Ø 50mm, perno Ø 11mm
<i>Free wheel castor Ø 50mm, pin Ø 11mm</i> |
| 03 | 1 x ALM31901 | Alzata a gas 50x28x210mm rastremata, nera
<i>Black tapered gas lift 50x28x210mm</i> |
| 04 | 1 x STP009ANR | Soffietto telescopico a 3 stadi corto, Ø 50mm
<i>Short telescopic bellow with 3 stage, Ø 50mm</i> |
| 05 | 1 x SYM04313A | Meccanica autoregolante RHINO
<i>RHINO self-adjustable mechanism</i> |
| 06 | 1 x SSP239ANR | Sottosedile QUATTRO, (per braccioli inclinazione 15°)
<i>QUATTRO seat outer, (15° armrest inclination)</i> |
| 07 | 1 x SDZ049A98AH | Sedile ESSENTIA rinforzato, 14 borchie
<i>ESSENTIA reinforced seat, 14 T-nuts</i> |
| 08 | 1 x LRM092PNR | Lama regolabile per meccanica RHINO
<i>Adjustable back bar for RHINO mechanism</i> |
| 09 | 1 x SFE061ANR | Soffietto TURTLE larghezza 140mm
<i>TURTLE bellow width 140mm</i> |
| 10 | 1 x SCP308ANR | Coprischienale CINQUE basso
<i>CINQUE low seatback cover</i> |
| 11 | 1 x SHP146A84 | Schienale CINQUE basso, 8 borchie
<i>CINQUE low seatback, 8 T-nuts</i> |
| 12 | 2 x BRP118AAHANR | Bracciolo ARC
<i>ARC armrest</i> |
| 13 | 4 x VTM0516BPCFB | Vite hilo testa Ø10.5 TB+ 5x16mm, brunita
<i>Hilo screw tip Ø10.5 truss head 5x16mm, bronzed</i> |
| 14 | 4 x VTM0635BPCFB | Vite TBL COMBI DS M6x35mm, brunita
<i>Screw wide combo truss head M6x35mm, bronzed</i> |
| 15 | 6 x VTM0640BPCFB | Vite TBL COMBI DS M6x40mm, brunita
<i>Screw wide combo truss head M6x40mm, bronzed</i> |
| 16 | 4 x VTM0645BPCFB | Vite TBL COMBI DS M6x45mm, brunita
<i>Screw wide combo truss head M6x40mm, bronzed</i> |
| 17 | 4 x VTM0812BPBFB | Vite TBEI DS M8x12mm, brunita
<i>Screw hex recess truss head M8x12mm, bronzed</i> |
| Options | | |
| 18 | 1 x SDI049B | Sedile schiumato per ESSENTIA/QUATTRO
<i>Seat foam for ESSENTIA/QUATTRO</i> |
| 19 | 1 x SHI146A | Schienale schiumato CINQUE piccolo
<i>Back foam for CINQUE small</i> |

KIT 085 CINQUE/G

T A S K

Schienale basso, base Punta nylon mini, meccanica Ibra, sedile Matrix fisso, braccioli Lambda regolabili
 Low back, nylon mini Punta base, Ibra mechanism, Matrix seat, Lambda adjustable armrests

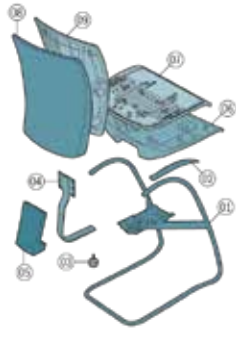


- 01 1 x BAY07301NR Base PUNTA mini, Ø 630mm, in nylon nera
PUNTA mini base, Ø 630mm, nylon, black
 - 02 5 x RUP0011NR Ruota libera Ø 50mm, perno Ø 11mm
Free wheel castor Ø 50mm, pin Ø 11mm
 - 03 1 x ALM31901 Alzata a gas 50x28x210mm rastremata, nera
Black tapered gas lift 50x28x210mm
 - 04 1 x STP009ANR Soffietto telescopico a 3 stadi corto, Ø 50mm
Short telescopic bellows with 3 stage, Ø 50mm
 - 05 1 x SYM03715A Meccanica IBRA, asincrona a 3 leve
IBRA asynchronous mechanism 3 levers
 - 06 1 x SSP385ANR Sottosedile MATRIX fisso
MATRIX seat outer
 - 07 1 x SDZ049A78AH Sedile ESSENTIA rinforzato, 14 borchie
ESSENTIA reinforced seat, 14 T-nuts
 - 08 1 x ASM029TNR Estensore up&down completo di staffa di fissaggio, 100x30mm
Up-down extension with integrated bracket, 100x30mm
 - 09 1 x SFE068ANR Soffietto OPERA'
OPERA' bellows
 - 10 1 x SCP308ANR Coprischienale CINQUE basso
CINQUE low seatback cover
 - 11 1 x SHP146A84 Schienale CINQUE basso, 8 borchie
CINQUE low seatback, 8 T-nuts
 - 12 2 x BRP198AAHANR Bracciolo regolabile 3D LAMBDA dx+sx, pad in poliuretano, staffa 10° integrata
3D LAMBDA rh/lh adjustable armrest with PU pad and integrated bracket 10°
 - 13 2 x VTM0516BPCFB Vite hilo testa Ø10.5 TB+ 5x16mm, brunita
Hilo screw tip Ø10.5 truss head 5x16mm, bronzed
 - 14 4 x VTM0620BPCFB Vite TBL COMBI DS M6x20mm, brunita
Screw wide combo truss head M6x20mm, bronzed
 - 15 10 x VTM0635BPCFB Vite TBL COMBI DS M6x35mm, brunita
Screw wide combo truss head M6x35mm, bronzed
- Options**
 Sedile schiumato per ESSENTIA/QUATTRO
 Seat foam for ESSENTIA/QUATTRO
 Schienale schiumato CINQUE piccolo
 Back foam for CINQUE small

KIT 085 CINQUE/C

WAITING

Schienale basso, slitta Shell, sedile Quattro
 Low back, Shell cantilever, Quattro seat

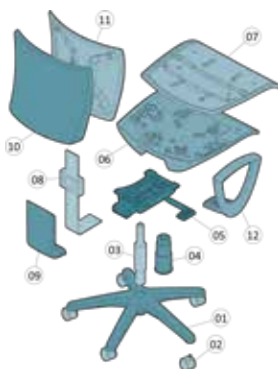


- 01 1 x TLF016FC Slitta SHELL cromata Ø 20mm, con piedini
SHELL chromed cantilever with feet, Ø20mm
 - 02 1 x BRP092A50DNR Pad destro per slitta SHELL
Right pad for SHELL cantilever
 - 02 1 x BRP092A50SNR Pad sinistro per slitta SHELL
Left pad for SHELL cantilever
 - 03 1 x VLP3F5NR Volantino serie 300, A=Ø50mm, B=M8x30mm, C=30mm, H=26mm
Handwheel series 300, A=Ø50mm, B=M8x30mm, C=30mm, H=26mm, black
 - 04 1 x LMM051PNR Lama fissa, larghezza 60mm, fissaggio 100x30x30mm
Fixed back bar, width 60mm, fixing points 100x30x30mm
 - 05 1 x CLP010NR Coprilama QUATTRO
QUATTRO back bar cover
 - 06 1 x SSP239ANR Sottosedile QUATTRO, (per braccioli inclinazione 15°)
QUATTRO seat outer, (15° armrest inclination)
 - 07 1 x SDP049A38 Sedile ESSENTIA, 4 borchie
ESSENTIA seat, 4 T-nuts
 - 08 1 x SCP308ANR Coprischienale CINQUE basso
CINQUE low seatback cover
 - 09 1 x SHP146A84 Schienale CINQUE basso, 8 borchie
CINQUE low seatback, 8 T-nuts
 - 10 4 x VTM0420BSXFB Vite truciolare TGS+ 4x20mm, brunita
Chipboard screw PZ raised countersunk head 4x20mm, bronzed
 - 11 4 x VTM0516BPCFB Vite hilo testa Ø10.5 TB+ 5x16mm, brunita
Hilo screw tip Ø10.5 truss head 5x16mm, bronzed
 - 12 4 x VTM0616BPCFB Vite TBL COMBI DS M6x16mm, brunita
Screw wide combo truss head M6x16mm, bronzed
 - 13 4 x VTM0635BPCFB Vite TBL COMBI DS M6x35mm, brunita
Screw wide combo truss head M6x35mm, bronzed
- Options**
 Sedile schiumato per ESSENTIA/QUATTRO
 Seat foam for ESSENTIA/QUATTRO
 Schienale schiumato CINQUE piccolo
 Back foam for CINQUE small

KIT 151 CINQUE/J

T A S K

Schienale mini, base Punta nylon mini, meccanica Rhino, sedile Quattro, braccioli Arc
Mini back, nylon mini Punta base, Rhino mechanism, Quattro seat, Arc armrests



- 01 1 x BAY07301NR Base PUNTA mini, Ø 630mm, in nylon nera
PUNTA mini base, Ø 630mm, nylon, black
 - 02 5 x RUP0011NR Ruota libera Ø 50mm, perno Ø 11mm
Free wheel castor Ø 50mm, pin Ø 11mm
 - 03 1 x ALM90201 Alzata a gas 50x28x185mm, classe III, corsa 80mm, nera
Gas lift 50x28x185mm, class III, run 80mm, black
 - 04 1 x STP009ANR Soffietto telescopico a 3 stadi corto, Ø 50mm
Short telescopic bellows with 3 stage, Ø 50mm
 - 05 1 x SYM04313A Meccanica autoregolante RHINO
RHINO self-adjustable mechanism
 - 06 1 x SSP239ANR Sottosedile QUATTRO, (per braccioli inclinazione 15°)
QUATTRO seat outer, (15° armrest inclination)
 - 07 1 x SDZ049A98AH Sedile ESSENTIA rinforzato, 14 borchie
ESSENTIA reinforced seat, 14 T-nuts
 - 08 1 x LRM092PNR Lama regolabile per meccanica RHINO
Adjustable back bar for RHINO mechanism
 - 09 1 x SFE061ANR Soffietto TURTLE larghezza 140mm
TURTLE bellows width 140mm
 - 10 1 x SCP420ANR Coprischienale CINQUE basso
CINQUE low seatback cover
 - 11 1 x SHP121A84 Schienale CINQUE basso, 8 borchie
CINQUE low seatback, 8 T-nuts
 - 12 2 x BRP118AAHANR Bracciolo ARC
ARC armrest
 - 13 4 x VTM0516BPCFB Vite hilo testa Ø10.5 TB+ 5x16mm, brunita
Hilo screw tip Ø10.5 truss head 5x16mm, bronzed
 - 14 8 x VTM0635BPCFB Vite TBL COMBI DS M6x35mm, brunita
Screw wide combo truss head M6x35mm, bronzed
 - 15 6 x VTM0640BPCFB Vite TBL COMBI DS M6x40mm, brunita
Screw wide combo truss head M6x40mm, bronzed
 - 16 4 x VTM0812BPBFB Vite TBEI DS M8x12mm, brunita
Screw hex recess truss head M8x12mm, bronzed
- Options**
- 17 1 x SDI049B Sedile schiumato per ESSENTIA/QUATTRO
Seat foam for ESSENTIA/QUATTRO
 - 18 1 x SHI121A Schiumato schienale CINQUE mini
Injected foam for CINQUE mini back

KIT 151 CINQUE/L

T A S K

Schienale mini, base Punta nylon mini, meccanica Proxy due leve, sedile Quattro, braccioli Arc
Mini back, nylon mini Punta base, 2 levers Proxy mechanism, Quattro seat, Arc armrests



- 01 1 x BAY07301NR Base PUNTA mini, Ø 630mm, in nylon nera
PUNTA mini base, Ø 630mm, nylon, black
 - 02 5 x RUP0011NR Ruota libera Ø 50mm, perno Ø 11mm
Free wheel castor Ø 50mm, pin Ø 11mm
 - 03 1 x ALM31701S Alzata a gas 50x28x230mm, corsa 135mm, nera, imballo su scatola
Gas lift 50x28x230mm, run 135mm, black, packed in box
 - 04 1 x STP001ANR Soffietto telescopico a 3 stadi piano, Ø 50mm
Flat telescopic bellows with 3 stage, Ø 50mm
 - 05 1 x SYM04215 Meccanica synchro PROXY CP a 2 leve
PROXY permanent contact 2 levers
 - 06 1 x SSP239ANR Sottosedile QUATTRO, (per braccioli inclinazione 15°)
QUATTRO seat outer, (15° armrest inclination)
 - 07 1 x SDZ049A78AH Sedile ESSENTIA rinforzato, 14 borchie
ESSENTIA reinforced seat, 14 T-nuts
 - 08 1 x ASM037PNR Asta a T con piastrina saldata (serie PROXY)
"T" J-BAR with welded plate (PROXY series)
 - 09 1 x SFE060ANR Soffietto PROXY
PROXY bellows
 - 10 1 x SCP420ANR Coprischienale CINQUE basso
CINQUE low seatback cover
 - 11 1 x SHP121A84 Schienale CINQUE basso, 8 borchie
CINQUE low seatback, 8 T-nuts
 - 12 2 x BRP118AAHANR Bracciolo ARC
ARC armrest
 - 13 4 x VTM0516BPCFB Vite hilo testa Ø10.5 TB+ 5x16mm, brunita
Hilo screw tip Ø10.5 truss head 5x16mm, bronzed
 - 14 4 x VTM0616BPCFB Vite TBL COMBI DS M6x16mm, brunita
Screw wide combo truss head M6x16mm, bronzed
 - 15 4 x VTM0635BPCFB Vite TBL COMBI DS M6x35mm, brunita
Screw wide combo truss head M6x35mm, bronzed
 - 16 6 x VTM0640BPCFB Vite TBL COMBI DS M6x40mm, brunita
Screw wide combo truss head M6x40mm, bronzed
- Options**
- 17 1 x SDI049B Sedile schiumato per ESSENTIA/QUATTRO
Seat foam for ESSENTIA/QUATTRO
 - 18 1 x SHI121A Schiumato schienale CINQUE mini
Injected foam for CINQUE mini back

KIT 151 CINQUE/A

T A S K

Schienale mini, base Loop nylon mini, CP Quattro, sedile Quattro, braccioli Arc
 Mini back, nylon mini Loop base, Quattro permanent contact, Quattro seat, Arc armrests



- 01 1 x BAY05301NR Base LOOP mini in nylon, nera
LOOP mini black nylon base
- 02 5 x RUP0051NR Ruota libera Ø 65mm, perno Ø 11mm
Free wheel castor Ø 65mm, pin Ø 11mm
- 03 1 x ALM31901 Alzata a gas 50x28x210mm rastremata, nera
Black tapered gas lift 50x28x210mm
- 04 1 x STP009ANR Soffietto telescopico a 3 stadi corto, Ø 50mm
Short telescopic bellows with 3 stage, Ø 50mm
- 05 1 x PSM03015NR Piastra dattilo ECO cono Ø 28mm con leva, spessore 2.7mm
ECO seat plate cone Ø28mm, with lever, thickness 2.7mm
- 06 1 x SSP239ANR Sottosedile QUATTRO, (per braccioli inclinazione 15°)
QUATTRO seat outer, (15° armrest inclination)
- 07 1 x SDZ049A78AH Sedile ESSENTIA rinforzato, 14 borchie
ESSENTIA reinforced seat, 14 T-nuts
- 08 1 x CPMQ05NR Contatto permanente QUATTRO
QUATTRO permanent contact
- 09 1 x LRM052PNR Lama regolabile per contatto permanente QUATTRO
Adjustable back bar for QUATTRO permanent contact
- 10 1 x VLP3F5NR Volantino serie 300, A=Ø50mm, B=M8x30mm, C=30mm, H=26mm
Handwheel series 300, A=Ø50mm, B=M8x30mm, C=30mm, H=26mm, black
- 11 1 x SCP420ANR Coprischienale CINQUE basso
CINQUE low seatback cover
- 12 1 x SHP121A84 Schienale CINQUE basso, 8 borchie
CINQUE low seatback, 8 T-nuts
- 13 2 x BRP118AAHANR Bracciolo ARC
ARC armrest
- 14 4 x VTM0516BPCFB Vite hilo testa Ø10.5 TB+ 5x16mm, brunita
Hilo screw tip Ø10.5 truss head 5x16mm, bronzed
- 15 4 x VTM0620BPCFB Vite TBL COMBI DS M6x20mm, brunita
Screw wide combo truss head M6x20mm, bronzed
- 16 4 x VTM0630BPCFB Vite TBL COMBI DS M6x30mm, brunita
Screw wide combo truss head M6x30mm, bronzed
- 17 6 x VTM0640BPCFB Vite TBL COMBI DS M6x40mm, brunita
Screw wide combo truss head M6x40mm, bronzed
- 18 1 x SDI049B **Options**
Sedile schiumato per ESSENTIA/QUATTRO
Seat foam for ESSENTIA/QUATTRO
- 19 1 x SHI121A Schiumato schienale CINQUE mini
Injected foam for CINQUE mini back


KIT 151 CINQUE/M

W O R K

Schienale mini, base Punta nylon grande, CP Nota, sedile Matrix fisso, braccioli Orion, poggiapiedi Bilbo
 Mini back, nylon big Punta base, Nota permanent contact, Matrix seat, Orion armrests, Bilbo foot-ring



- 01 1 x BAY06801NR Base PUNTA maxi, Ø 680mm, in nylon nera
PUNTA maxi base, Ø 680mm, nylon, black
- 02 5 x ACP205NR Piedino standard Ø 50mm, perno Ø 11mm
Standard glide Ø 50mm, pin Ø 11mm
- 03 1 x ALM31401 Alzata a gas 50x28x375mm, classe III, corsa 245mm, nera
Gas lift 50x28x375mm, class III, run 245mm, black
- 04 1 x ACM261AL Anello poggiapiedi BILBO in alluminio, diam 50 mm
BILBO aluminium footring, diam.50 mm
- 05 1 x PSM03015NR Piastra dattilo ECO cono Ø 28mm con leva, spessore 2.7mm
ECO seat plate cone Ø28mm, with lever, thickness 2.7mm
- 06 1 x SSP385ANR Sottosedile MATRIX fisso
MATRIX seat outer
- 07 1 x SDZ049A78AH Sedile ESSENTIA rinforzato, 14 borchie
ESSENTIA reinforced seat, 14 T-nuts
- 08 1 x CPMN08NR Contatto permanente NOTA
NOTA permanent contact
- 09 1 x VLP3F5NR Volantino serie 300, A=Ø50mm, B=M8x30mm, C=30mm, H=26mm
Handwheel series 300, A=Ø50mm, B=M8x30mm, C=30mm, H=26mm, black
- 10 1 x ASM026TFZ Estensore a T up&down curvato con staffa di fissaggio fissa 80x30mm - 100x30mm
Up-down "T" extension with integrated bracket, 80x30mm - 100x30mm
- 11 1 x ACY575NR Distanziatore ad H per aste a T
Spacer "H" for J-BAR "T"
- 12 1 x SHP121A84 Schienale CINQUE basso, 8 borchie
CINQUE low seatback, 8 T-nuts
- 13 1 x SCP420ANR Coprischienale CINQUE basso
CINQUE low seatback cover
- 14 2 x BRP218AAHANR Bracciolo regolabile ORION, staffa 10° integrata
ORION adjustable armrest, with integrated bracket 10°
- 15 4 x VTM0516BPCFB Vite hilo testa Ø10.5 TB+ 5x16mm, brunita
Hilo screw tip Ø10.5 truss head 5x16mm, bronzed
- 16 4 x VTM0625BPCFB Vite TBL COMBI DS M6x25mm, brunita
Screw wide combo truss head M6x25mm, bronzed
- 17 4 x VTM0635BPCFB Vite TBL COMBI DS M6x35mm, brunita
Screw wide combo truss head M6x35mm, bronzed
- 18 6 x VTM0650BPCFB Vite TBL COMBI M6x50mm, brunita
Screw wide combo truss head M6x50, m bronzed
- 19 1 x SDI049B **Options**
Sedile schiumato per ESSENTIA/QUATTRO
Seat foam for ESSENTIA/QUATTRO
- 20 1 x SHI121A Schiumato schienale CINQUE mini
Injected foam for CINQUE mini back

 KIT 160 FLUTE/B01

 KIT 159 FLUTE/A01



 KIT 160 FLUTE/HP



 KIT 159 FLUTE/J



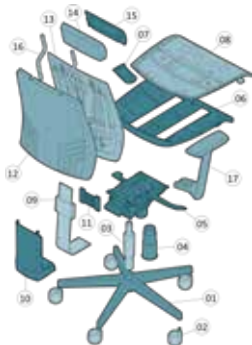
B

FLUTE

KIT 160 FLUTE/HP

MANAGER

Schienale alto, base Loop nylon maxi, meccanica Whale, sedile trasl. Matrix, braccioli Star fissi, poggiatesta Mission High back, nylon maxi Loop base, Whale mechanism, Matrix trasla seat, Star armrests, Mission headrest



- 01 1 x BAY05201NR Base LOOP maxi in nylon, nera
LOOP maxi black nylon base
- 02 5 x RUP0051NR Ruota libera Ø 65mm, perno Ø 11mm
Free wheel castor Ø 65mm, pin Ø 11mm
- 03 1 x ALM31901 Alzata a gas 50x28x210mm rastremata, nera
Black tapered gas lift 50x28x210mm
- 04 1 x STP009ANR Soffietto telescopico a 3 stadi corto, Ø 50mm
Short telescopic bellow with 3 stage, Ø 50mm
- 05 1 x SYM04513 Meccanica synchro WHALE
WHALE synchronized mechanism
- 06 1 x SSP353ANR Sottosedile MATRIX, (per braccioli inclinazione 10°)
MATRIX seat outer, (10° armrest inclination)
- 07 1 x ACP829NR Tirette per sedile MATRIX, pannello di istruzioni
MATRIX seat pull-out trays with instruction card
- 08 1 x SDZ157XACAH Sedile MATRIX con traslatore, rinforzato, 18 borchie
MATRIX reinforced sliding seat, 18 T-nuts
- 09 1 x LRM054PNRS Lama regolabile, corsa 80mm, fissaggio 100x30x30mm
Adjustable back bar, run-range 80mm, fixing points 100x30x30mm
- 10 1 x CLP010NR Coprilama QUATTRO
QUATTRO back bar cover
- 11 1 x ACY575NR Distanziatore ad H per aste a T
Spacer "H" for J-BAR "T"
- 12 1 x SCP318ANRT1 Coprischienale FLUTE alto per poggiatesta
FLUTE high seatback cover for headrest
- 13 1 x SHP118A98 Schienale QUATTRO alto, 10 borchie
QUATTRO high seatback, 10 T-nuts
- 14 1 x ACP488NR Esterno poggiatesta MISSION
MISSION outer headrest
- 15 1 x ACP489NR Interno poggiatesta MISSION
MISSION inner headrest
- 16 2 x ACM695FC Tubo cromato fissaggio poggiatesta QUATTRO
Chromed tube for QUATTRO headrest fastening
- 17 2 x BRY209AAHANR Bracciolo fisso STAR dx+sx, staffa 10° integrata
STAR fixed r/h/lh armrest with polyurethane pad and integrated bracket 10°
- 18 2 x VTM0412PSXFB Vite truciolare TPS+ 4x12mm, brunita
Chipboard screw PZ countersunk flat head 4x12 mm, bronzed
- 19 8 x VTM0516BPCFB Vite hilo testa Ø10.5 TB+ 5x16mm, brunita
Hilo screw tip Ø10.5 truss head 5x16mm, bronzed
- 20 4 x VTM0616BPCFB Vite TBL COMBI DS M6x16mm, brunita
Screw wide combo truss head M6x16mm, bronzed
- 21 2 x VTM0630BPCFB Vite TBL COMBI DS M6x30mm, brunita
Screw wide combo truss head M6x30mm, bronzed
- 22 10 x VTM0640BPCFB Vite TBL COMBI DS M6x40mm, brunita
Screw wide combo truss head M6x40mm, bronzed
- 23 5 x VTM0812BPBFB Vite TBEI DS M8x12mm, brunita
Screw hex recess truss head M8x12mm, bronzed
- 24 1 x SDI049B **Options**
Sedile schiumato per ESSENTIA/QUATTRO
Seat foam for ESSENTIA/QUATTRO
- 25 1 x SHI118A Schienale schiumato QUATTRO grande
Back foam for QUATTRO large
- 26 1 x ACI489BC Schiumato poggiatesta AC489
Foam for AC489 headrest

KIT 160 FLUTE/B01

T A S K HIGHLINE

Schienale alto, base Loop nylon maxi, meccanica Whale, sedile Quattro, braccioli Arc High back, nylon maxi Loop base, Whale mechanism, 10° Quattro seat, Arc armrests

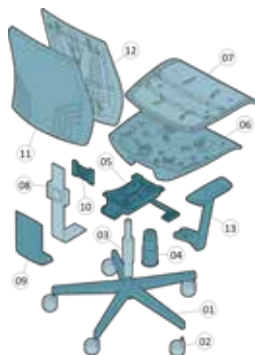


- 01 1 x BAY05201NR Base LOOP maxi in nylon, nera
LOOP maxi black nylon base
- 02 5 x RUP0051NR Ruota libera Ø 65mm, perno Ø 11mm
Free wheel castor Ø 65mm, pin Ø 11mm
- 03 1 x ALM31901 Alzata a gas 50x28x210mm rastremata, nera
Black tapered gas lift 50x28x210mm
- 04 1 x STP009ANR Soffietto telescopico a 3 stadi corto, Ø 50mm
Short telescopic bellow with 3 stage, Ø 50mm
- 05 1 x SYM04513 Meccanica synchro WHALE
WHALE synchronized mechanism
- 06 1 x SSP239ANR Sottosedile QUATTRO, (per braccioli inclinazione 15°)
QUATTRO seat outer, (15° armrest inclination)
- 07 1 x SDZ049A98AH Sedile ESSENTIA rinforzato, 14 borchie
ESSENTIA reinforced seat, 14 T-nuts
- 08 1 x LRM054PNRS Lama regolabile, corsa 80mm, fissaggio 100x30x30mm
Adjustable back bar, run-range 80mm, fixing points 100x30x30mm
- 09 1 x CLP010NR Coprilama QUATTRO
QUATTRO back bar cover
- 10 1 x ACY575NR Distanziatore ad H per aste a T
Spacer "H" for J-BAR "T"
- 11 1 x SCP318ANR Coprischienale FLUTE alto
FLUTE high seatback cover
- 12 1 x SHP118A84 Schienale QUATTRO alto, 8 borchie
QUATTRO high seatback, 8 T-nuts
- 13 2 x BRP118AAHANR Bracciolo ARC
ARC armrest
- 14 4 x VTM0516BPCFB Vite hilo testa Ø10.5 TB+ 5x16mm, brunita
Hilo screw tip Ø10.5 truss head 5x16mm, bronzed
- 15 4 x VTM0635BPCFB Vite TBL COMBI DS M6x35mm, brunita
Screw wide combo truss head M6x35mm, bronzed
- 16 10 x VTM0640BPCFB Vite TBL COMBI DS M6x40mm, brunita
Screw wide combo truss head M6x40mm, bronzed
- 17 5 x VTM0812BPBFB Vite TBEI DS M8x12mm, brunita
Screw hex recess truss head M8x12mm, bronzed
- 18 1 x SDI049B **Options**
Sedile schiumato per ESSENTIA/QUATTRO
Seat foam for ESSENTIA/QUATTRO
- 19 1 x SHI118A Schienale schiumato QUATTRO grande
Back foam for QUATTRO large

KIT 160 FLUTE/J

T A S K
HIGHLINE

Schienale alto, base Loop nylon maxi, meccanica Rhino, sedile Quattro 10°, braccioli Star fissi
High back, nylon maxi Loop base, Rhino mechanism, 10° Quattro seat, Star armrests

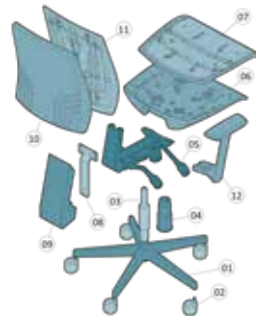


- 01 1 x BAY05201NR Base LOOP maxi in nylon, nera
LOOP maxi black nylon base
 - 02 5 x RUP0051NR Ruota libera Ø 65mm, perno Ø 11mm
Free wheel castor Ø 65mm, pin Ø 11mm
 - 03 1 x ALM31901 Alzata a gas 50x28x210mm rastremata, nera
Black tapered gas lift 50x28x210mm
 - 04 1 x STP009ANR Soffietto telescopico a 3 stadi corto, Ø 50mm
Short telescopic bellow with 3 stage, Ø 50mm
 - 05 1 x SYM04313A Meccanica autoregolante RHINO
RHINO self-adjustable mechanism
 - 06 1 x SSP303CNR Sottosedile QUATTRO, (per braccioli inclinazione 10°)
QUATTRO seat outer, (10° armrest inclination)
 - 07 1 x SDZ049A78AH Sedile ESSENTIA rinforzato, 14 borchie
ESSENTIA reinforced seat, 14 T-nuts
 - 08 1 x LRM092PNR Lama regolabile per meccanica RHINO
Adjustable back bar for RHINO mechanism
 - 09 1 x SFE061ANR Soffietto TURTLE larghezza 140mm
TURTLE bellow width 140mm
 - 10 1 x ACY575NR Distanziatore ad H per aste a T
Spacer "H" for J-BAR "T"
 - 11 1 x SCP318ANR Coprischienale FLUTE alto
FLUTE high seatback cover
 - 12 1 x SHP118A84 Schienale QUATTRO alto, 8 borchie
QUATTRO high seatback, 8 T-nuts
 - 13 2 x BRY209AAHANR Bracciolo fisso STAR dx+sx, staffa 10° integrata
STAR fixed rh/lh armrest with polyurethane pad and integrated bracket 10°
 - 14 4 x VTM0516BPCFB Vite hilo testa Ø10.5 TB+ 5x16mm, brunita
Hilo screw tip Ø10.5 truss head 5x16mm, bronzed
 - 15 4 x VTM0635BPCFB Vite TBL COMBI DS M6x35mm, brunita
Screw wide combo truss head M6x35mm, bronzed
 - 16 4 x VTM0640BPCFB Vite TBL COMBI DS M6x40mm, brunita
Screw wide combo truss head M6x40mm, bronzed
 - 17 6 x VTM0650BPCFB Vite TBL COMBI M6x50mm, brunita
Screw wide combo truss head M6x50mm, bronzed
 - 18 4 x VTM0812BPPBFB Vite TBEI DS M8x12mm, brunita
Screw hex recess truss head M8x12mm, bronzed
- Options**
 Sedile schiumato per ESSENTIA/QUATTRO
Seat foam for ESSENTIA/QUATTRO
 Schienale schiumato QUATTRO grande
Back foam for QUATTRO large

KIT 160 FLUTE/G

T A S K

Schienale alto, base Loop nylon maxi, meccanica Ibra, sedile Essentia, braccioli Star fissi
High back, nylon maxi Loop base, Ibra mechanism, 10° Quattro seat, Star armrests

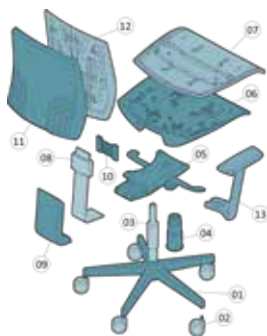


- 01 1 x BAY05201NR Base LOOP maxi in nylon, nera
LOOP maxi black nylon base
 - 02 5 x RUP0051NR Ruota libera Ø 65mm, perno Ø 11mm
Free wheel castor Ø 65mm, pin Ø 11mm
 - 03 1 x ALM90201 Alzata a gas 50x28x185mm, classe III, corsa 80mm, nera
Gas lift 50x28x185mm, class III, run 80mm, black
 - 04 1 x STP009ANR Soffietto telescopico a 3 stadi corto, Ø 50mm
Short telescopic bellow with 3 stage, Ø 50mm
 - 05 1 x SYM03715A Meccanica IBRA, asincrona a 3 leve
IBRA asynchronous mechanism 3 levers
 - 06 1 x SSP207ANR Sottosedile ESSENTIA, (per braccioli inclinazione 15°)
ESSENTIA seat outer, (15° armrest inclination)
 - 07 1 x SDZ049A78AH Sedile ESSENTIA rinforzato, 14 borchie
ESSENTIA reinforced seat, 14 T-nuts
 - 08 1 x ASM029TNR Estensore up&down completo di staffa di fissaggio, 100x30mm
Up-down extension with integrated bracket, 100x30mm
 - 09 1 x SFE068ANR Soffietto OPERA
OPERA bellow
 - 10 1 x SCP318ANR Coprischienale FLUTE alto
FLUTE high seatback cover
 - 11 1 x SHP118A84 Schienale QUATTRO alto, 8 borchie
QUATTRO high seatback, 8 T-nuts
 - 12 2 x BRY209AAHANR Bracciolo fisso STAR dx+sx, staffa 10° integrata
STAR fixed rh/lh armrest with polyurethane pad and integrated bracket 10°
 - 13 2 x ACP596NR Distanziale 55x55mm (per braccioli inclinazione 5°)
Spacer 55x55mm for armrests with inclination 5°
 - 14 2 x VTM0516BPCFB Vite hilo testa Ø10.5 TB+ 5x16mm, brunita
Hilo screw tip Ø10.5 truss head 5x16mm, bronzed
 - 15 4 x VTM0625BPCFB Vite TBL COMBI DS M6x25mm, brunita
Screw wide combo truss head M6x25mm, bronzed
 - 16 4 x VTM0635BPCFB Vite TBL COMBI DS M6x35mm, brunita
Screw wide combo truss head M6x35mm, bronzed
 - 17 6 x VTM0640BPCFB Vite TBL COMBI DS M6x40mm, brunita
Screw wide combo truss head M6x40mm, bronzed
- Options**
 Sedile schiumato per ESSENTIA/QUATTRO
Seat foam for ESSENTIA/QUATTRO
 Schienale schiumato QUATTRO grande
Back foam for QUATTRO large

KIT 159 FLUTE/F

T A S K
HIGHLINE

Schienale basso, base Loop nylon mini, meccanica Turtle, sedile Quattro 10°, braccioli Star fissi
Low back, nylon mini Loop base, Turtle mechanism, 10° Quattro seat, Star armrests



- 01 1 x BAY05301NR Base LOOP mini in nylon, nera
LOOP mini black nylon base
- 02 5 x RUP0051NR Ruota libera Ø 65mm, perno Ø 11mm
Free wheel castor Ø 65mm, pin Ø 11mm
- 03 1 x ALM31901 Alzata a gas 50x28x210mm rastremata, nera
Black tapered gas lift 50x28x210mm
- 04 1 x STP009ANR Soffietto telescopico a 3 stadi corto, Ø 50mm
Short telescopic bellow with 3 stage, Ø 50mm
- 05 1 x SYM03913 Meccanica synchro TURTLE
TURTLE synchronized mechanism
- 06 1 x SSP303CNR Sottosedile QUATTRO, (per braccioli inclinazione 10°)
QUATTRO seat outer, (10° armrest inclination)
- 07 1 x SDZ049A78AH Sedile ESSENTIA rinforzato, 14 borchie
ESSENTIA reinforced seat, 14 T-nuts
- 08 1 x LRM071PNR Lama regolabile, corsa 80mm, fissaggio 100x30x30mm
Adjustable back bar, run-range 80mm, fixing points 100x30x30mm
- 09 1 x SFE061ANR Soffietto TURTLE larghezza 140mm
TURTLE bellow width 140mm
- 10 1 x ACY575NR Distanziatore ad H per aste a T
Spacer "H" for J-BAR "T"
- 11 1 x SCP316ANR Coprischienale FLUTE basso
FLUTE low seatback cover
- 12 1 x SHP116A84 Schienale QUATTRO basso, 8 borchie
QUATTRO low seatback, 8 T-nuts
- 13 2 x BRY209AAHANR Bracciolo fisso STAR dx+sx, staffa 10° integrata
STAR fixed r/lh armrest with polyurethane pad and integrated bracket 10°
- 14 4 x VTM0516BPCFB Vite hilo testa Ø10.5 TB+ 5x16mm, brunita
Hilo screw tip Ø10.5 truss head 5x16mm, bronzed
- 15 4 x VTM0635BPCFB Vite TBL COMBI DS M6x35mm, brunita
Screw wide combo truss head M6x35mm, bronzed
- 16 4 x VTM0640BPCFB Vite TBL COMBI DS M6x40mm, brunita
Screw wide combo truss head M6x40mm, bronzed
- 17 6 x VTM0650BPCFB Vite TBL COMBI M6x50mm, brunita
Screw wide combo truss head M6x50, m bronzed
- 18 3 x VTM0812BPBFB Vite TBEI DS M8x12mm, brunita
Screw hex recess truss head M8x12mm, bronzed
- 19 1 x SDI049B Sedile schiumato per ESSENTIA/QUATTRO
Seat foam for ESSENTIA/QUATTRO
- 20 1 x SHI116A Schienale schiumato QUATTRO piccolo
Back foam for QUATTRO small

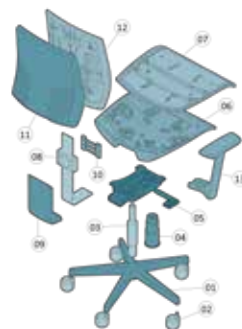
Options

Sedile schiumato per ESSENTIA/QUATTRO
Seat foam for ESSENTIA/QUATTRO
Schienale schiumato QUATTRO piccolo
Back foam for QUATTRO small

KIT 159 FLUTE/J

T A S K
HIGHLINE

Schienale basso, base Loop nylon mini, meccanica Rhino, sedile Quattro 10°, braccioli Star fissi
Low back, nylon mini Loop base, Rhino mechanism, 10° Quattro seat, Star armrests



- 01 1 x BAY05301NR Base LOOP mini in nylon, nera
LOOP mini black nylon base
- 02 5 x RUP0051NR Ruota libera Ø 65mm, perno Ø 11mm
Free wheel castor Ø 65mm, pin Ø 11mm
- 03 1 x ALM31901 Alzata a gas 50x28x210mm rastremata, nera
Black tapered gas lift 50x28x210mm
- 04 1 x STP009ANR Soffietto telescopico a 3 stadi corto, Ø 50mm
Short telescopic bellow with 3 stage, Ø 50mm
- 05 1 x SYM04313A Meccanica autoregolante RHINO
RHINO self-adjustable mechanism
- 06 1 x SSP303CNR Sottosedile QUATTRO, (per braccioli inclinazione 10°)
QUATTRO seat outer, (10° armrest inclination)
- 07 1 x SDZ049A78AH Sedile ESSENTIA rinforzato, 14 borchie
ESSENTIA reinforced seat, 14 T-nuts
- 08 1 x LRM092PNR Lama regolabile per meccanica RHINO
Adjustable back bar for RHINO mechanism
- 09 1 x SFE061ANR Soffietto TURTLE larghezza 140mm
TURTLE bellow width 140mm
- 10 1 x ACY575NR Distanziatore ad H per aste a T
Spacer "H" for J-BAR "T"
- 11 1 x SCP316ANR Coprischienale FLUTE basso
FLUTE low seatback cover
- 12 1 x SHP116A84 Schienale QUATTRO basso, 8 borchie
QUATTRO low seatback, 8 T-nuts
- 13 2 x BRY209AAHANR Bracciolo fisso STAR dx+sx, staffa 10° integrata
STAR fixed r/lh armrest with polyurethane pad and integrated bracket 10°
- 14 4 x VTM0516BPCFB Vite hilo testa Ø10.5 TB+ 5x16mm, brunita
Hilo screw tip Ø10.5 truss head 5x16mm, bronzed
- 15 4 x VTM0635BPCFB Vite TBL COMBI DS M6x35mm, brunita
Screw wide combo truss head M6x35mm, bronzed
- 16 4 x VTM0640BPCFB Vite TBL COMBI DS M6x40mm, brunita
Screw wide combo truss head M6x40mm, bronzed
- 17 6 x VTM0650BPCFB Vite TBL COMBI M6x50mm, brunita
Screw wide combo truss head M6x50, m bronzed
- 18 3 x VTM0812BPBFB Vite TBEI DS M8x12mm, brunita
Screw hex recess truss head M8x12mm, bronzed
- 19 1 x SDI049B Sedile schiumato per ESSENTIA/QUATTRO
Seat foam for ESSENTIA/QUATTRO
- 20 1 x SHI116A Schienale schiumato QUATTRO piccolo
Back foam for QUATTRO small

Options

Sedile schiumato per ESSENTIA/QUATTRO
Seat foam for ESSENTIA/QUATTRO
Schienale schiumato QUATTRO piccolo
Back foam for QUATTRO small

KIT 159 FLUTE/A01

T A S K

Schienale basso, base Loop nylon mini, meccanica CP Quattro, sedile Quattro, braccioli Arc
 Low back, nylon mini Loop base, Quattro CP mechanism, Quattro seat, Arc armrests

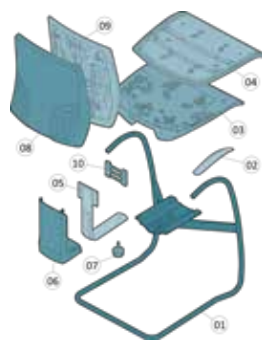


- 01 1 x BAY05301NR Base LOOP mini in nylon, nera
LOOP mini black nylon base
 - 02 5 x RUP0051NR Ruota libera Ø 65mm, perno Ø 11mm
Free wheel castor Ø 65mm, pin Ø 11mm
 - 03 1 x ALM31901 Alzata a gas 50x28x210mm rastremata, nera
Black tapered gas lift 50x28x210mm
 - 04 1 x STP009ANR Soffietto telescopico a 3 stadi corto, Ø 50mm
Short telescopic bellows with 3 stage, Ø 50mm
 - 05 1 x PSM03015NR Piastra dattilo ECO cono Ø 28mm con leva, spessore 2.7mm
ECO seat plate cone Ø28mm, with lever, thickness 2.7mm
 - 06 1 x SSP239ANR Sottosedile QUATTRO, (per braccioli inclinazione 15°)
QUATTRO seat outer, (15° armrest inclination)
 - 07 1 x SDZ049A78AH Sedile ESSENTIA rinforzato, 14 borchie
ESSENTIA reinforced seat, 14 T-nuts
 - 08 1 x CPMQ05NR Contatto permanente QUATTRO
QUATTRO permanent contact
 - 09 1 x LRM052PNR Lama regolabile per contatto permanente QUATTRO
Adjustable back bar for QUATTRO permanent contact
 - 10 1 x VLP3F5NR Volantino serie 300, A=Ø50mm, B=M8x30mm, C=30mm, H=26mm
Handwheel series 300, A=Ø50mm, B=M8x30mm, C=30mm, H=26mm, black
 - 11 1 x ACY575NR Distanziatore ad H per aste a T
Spacer "H" for J-BAR "T"
 - 12 1 x SCP316ANR Coprischienale FLUTE basso
FLUTE low seatback cover
 - 13 1 x SHP116A84 Schienale QUATTRO basso, 8 borchie
QUATTRO low seatback, 8 T-nuts
 - 14 2 x BRP118AAHANR Bracciolo ARC
ARC armrest
 - 15 4 x VTM0516BPCFB Vite hilo testa Ø10.5 TB+ 5x16mm, brunita
Hilo screw tip Ø10.5 truss head 5x16mm, bronzed
 - 16 4 x VTM0620BPCFB Vite TBL COMBI DS M6x20mm, brunita
Screw wide combo truss head M6x20mm, bronzed
 - 17 4 x VTM0630BPCFB Vite TBL COMBI DS M6x30mm, brunita
Screw wide combo truss head M6x30mm, bronzed
 - 18 6 x VTM0640BPCFB Vite TBL COMBI DS M6x40mm, brunita
Screw wide combo truss head M6x40mm, bronzed
- Options**
- 19 1 x SDI049B Sedile schiumato per ESSENTIA/QUATTRO
Seat foam for ESSENTIA/QUATTRO
 - 20 1 x SHI116A Schienale schiumato QUATTRO piccolo
Back foam for QUATTRO small

KIT 159 FLUTE/D

WAITING


Schienale basso, slitta Shell, sedile Quattro
 Low back, Shell cantilever, Quattro seat




- 01 1 x TLF016FC Slitta SHELL cromata Ø 20mm, con piedini
SHELL chromed cantilever with feet, Ø20mm
 - 02 1 x BRP092A50DNR Pad destro per slitta SHELL
Right pad for SHELL cantilever
 - 02 1 x BRP092A50SNR Pad sinistro per slitta SHELL
Left pad for SHELL cantilever
 - 03 1 x SSP239ANR Sottosedile QUATTRO, (per braccioli inclinazione 15°)
QUATTRO seat outer, (15° armrest inclination)
 - 04 1 x SDP049A38 Sedile ESSENTIA, 4 borchie
ESSENTIA seat, 4 T-nuts
 - 05 1 x LMM051PNR Lama fissa, larghezza 60mm, fissaggio 100x30x30mm
Fixed back bar, width 60mm, fixing points 100x30x30mm
 - 06 1 x CLP010NR Coprilama QUATTRO
QUATTRO back bar cover
 - 07 1 x VLP3F5NR Volantino serie 300, A=Ø50mm, B=M8x30mm, C=30mm, H=26mm
Handwheel series 300, A=Ø50mm, B=M8x30mm, C=30mm, H=26mm, black
 - 08 1 x SCP316ANR Coprischienale FLUTE basso
FLUTE low seatback cover
 - 09 1 x SHP116A84 Schienale QUATTRO basso, 8 borchie
QUATTRO low seatback, 8 T-nuts
 - 10 1 x ACY575NR Distanziatore ad H per aste a T
Spacer "H" for J-BAR "T"
 - 11 4 x VTM0420BSXFB Vite truciolare TGS+ 4x20mm, brunita
Chipboard screw PZ raised countersunk head 4x20mm, bronzed
 - 12 4 x VTM0516BPCFB Vite hilo testa Ø10.5 TB+ 5x16mm, brunita
Hilo screw tip Ø10.5 truss head 5x16mm, bronzed
 - 13 4 x VTM0625BPCFB Vite TBL COMBI DS M6x25mm, brunita
Screw wide combo truss head M6x25mm, bronzed
 - 14 4 x VTM0635BPCFB Vite TBL COMBI DS M6x35mm, brunita
Screw wide combo truss head M6x35mm, bronzed
- Options**
- 15 1 x SDI049B Sedile schiumato per ESSENTIA/QUATTRO
Seat foam for ESSENTIA/QUATTRO
 - 16 1 x SHI116A Schienale schiumato QUATTRO piccolo
Back foam for QUATTRO small


 KIT 080 QUATTRO/D



 KIT 080 QUATTRO/A



 KIT 081 QUATTRO/HP

 KIT 081 QUATTRO/J



B

QUATTRO

KIT 081 QUATTRO/HP

MANAGER

Schienale alto, base Loop nylon maxi, meccanica Whale, sedile Quattro 10°, braccioli Rainbow reg., poggiatesta Mission High back, nylon maxi Loop base, turtle mechanism, 10° Quattro seat, Rainbow adjustable armrests, Mission headrest



- 01 1 x BAY05201NR Base LOOP maxi, Ø 700mm, in nylon nera
LOOP maxi base, Ø 700mm, nylon, black
- 02 5 x RUP0051NR Ruota libera Ø 65mm, perno Ø 11mm, nera
Free castor Ø 65mm, pin Ø 11mm, black
- 03 1 x ALM31901 Alzata a gas rastremata 50x28x210mm, classe III, corsa 125mm, nera
Tapered gas lift 50x28x210mm, run 125mm, black
- 04 1 x STP009ANR Copricolonna telescopico a 3 stadi corto, Ø 50mm, nero 3 stages short telescopic bellow, Ø 50mm, black
- 05 1 x SYM04513 Meccanica sincronizzata WHALE
WHALE synchronized mechanism
- 06 1 x SSP303CNR Sottosedile QUATTRO, per braccioli inclinazione 10°, nero
QUATTRO outer seat, 10° armrests inclination, black
- 07 1 x SDZ049A78AH Sedile in plastica rinforzato ESSENTIA/QUATTRO/MATRIX per SSP207, SSP239 e SSP303, con barre, 14 borchie ESSENTIA/QUATTRO/MATRIX reinforced inner seat for SSP207, SSP239, SSP303 and SSP385, with metal bars, 14 T-nuts
- 08 1 x LRM054PNRS Lama regolabile in altezza, corsa 80mm, fissaggio 100x30x30mm, nera
Height adjustable back bar, run 75mm, 100x30x30mm fixing points, black
- 09 1 x CLP010NR Coprilama QUATTRO, larghezza 140mm, nero
QUATTRO back bar cover, width 140mm, black
- 10 1 x ACY575NR Distanziale ad H per aste a T, altezza 10mm, in nylon nero
H spacer for T back bars, height 10mm, black nylon
- 11 1 x SCP286ANRT1 Coprischienale QUATTRO alto per poggiatesta, con agganci automatici, nero
QUATTRO high outer backrest for headrest, with automatic hooks, black
- 12 1 x SHP118A98 Interno schienale QUATTRO alto per SCP286 e SCP318, 10 borchie
QUATTRO high inner backrest for SCP286 and SCP318, 10 T-nuts
- 13 1 x ACP488NR Esterno poggiatesta MISSION, nero
MISSION outer headrest, black
- 14 1 x ACP489NR Interno poggiatesta MISSION, nero
MISSION inner headrest, black
- 15 2 x ACM695FC Tubo per fissaggio poggiatesta MISSION/QUATTRO, cromato
MISSION/QUATTRO tube for headrest fixing, chromed
- 16 2 x BRP208AAHANR Bracciolo regolabile RAINBOW con staffa 10°, corsa 85mm, nero (1 dx o 1 sx)
RAINBOW adjustable armrest, with integrated 10° bracket, run 85mm, black (1rh or 1lh)
- 17 2 x VTM0412PSXFB Vite truciolare TPS+ 4x12mm, brunita
Chipboard screw PZ countersunk flat head 4x12 mm, bronzed
- 18 4 x VTM0516BPCFB Vite hilo testa Ø10.5 TB+ 5x16mm, brunita
Hilo screw tip Ø10.5 truss head 5x16mm, bronzed
- 19 2 x VTM0630BPCFB Vite TBL COMBI DS M6x30mm, brunita
Screw wide combo truss head M6x30mm, bronzed
- 20 4 x VTM0635BPCFB Vite TBL COMBI DS M6x35mm, brunita
Screw wide combo truss head M6x35mm, bronzed
- 21 4 x VTM0640BPCFB Vite TBL COMBI DS M6x40mm, brunita
Screw wide combo truss head M6x40mm, bronzed
- 22 6 x VTM0650BPCFB Vite TBL COMBI M6x50mm, brunita
Screw wide combo truss head M6x50mm, bronzed
- 23 5 x VTM0812BPBFB Vite TBEI DS M8x12mm, brunita
Screw hex recess truss head M8x12mm, bronzed
- 24 1 x SDI049B **Options**
Schiumato sedile ESSENTIA/QUATTRO, densità 60
ESSENTIA/QUATTRO seat foam D.60
- 25 1 x SHI118A Schiumato schienale QUATTRO alto
QUATTRO high backrest foam D.60
- 26 1 x ACI489BC Poggiatesta schiumato MISSION da tappezzare, bianco
MISSION headrest foam to be upholstered, D.60, white

KIT 081 QUATTRO/B

T A S K HIGHLINE

Schienale alto, base Loop nylon maxi, meccanica Whale, sedile Quattro, braccioli Arc High back, nylon maxi Loop base, Whale mechanism, Quattro seat, Arc armrests

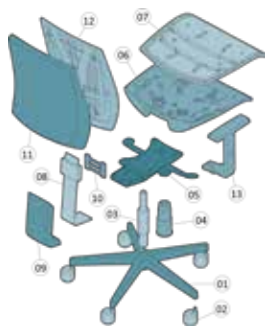


- 01 1 x BAY05201NR Base LOOP maxi in nylon, nera
LOOP maxi black nylon base
- 02 5 x RUP0051NR Ruota libera Ø 65mm, perno Ø 11mm
Free wheel castor Ø 65mm, pin Ø 11mm
- 03 1 x ALM31901 Alzata a gas 50x28x210mm rastremata, nera
Black tapered gas lift 50x28x210mm
- 04 1 x STP009ANR Soffietto telescopico a 3 stadi corto, Ø 50mm
Short telescopic bellow with 3 stage, Ø 50mm
- 05 1 x SYM04513 Meccanica synchro WHALE
WHALE synchronized mechanism
- 06 1 x SSP239ANR Sottosedile QUATTRO, (per braccioli inclinazione 15°)
QUATTRO seat outer, (15° armrest inclination)
- 07 1 x SDZ049A98AH Sedile ESSENTIA rinforzato, 14 borchie
ESSENTIA reinforced seat, 14 T-nuts
- 08 1 x LRM054PNRS Lama regolabile, corsa 80mm, fissaggio 100x30x30mm
Adjustable back bar, run-range 80mm, fixing points 100x30x30mm
- 09 1 x CLP010NR Coprilama QUATTRO
QUATTRO back bar cover
- 10 1 x SCP286ANR Coprischienale QUATTRO alto
QUATTRO high seatback cover
- 11 1 x SHP118A84 Schienale QUATTRO alto, 8 borchie
QUATTRO high seatback, 8 T-nuts
- 12 2 x BRP118AAHANR Bracciolo ARC
ARC armrest
- 13 1 x ACY575NR Distanziatore ad H per aste a T
Spacer "H" for J-BAR "T"
- 14 4 x VTM0516BPCFB Vite hilo testa Ø10.5 TB+ 5x16mm, brunita
Hilo screw tip Ø10.5 truss head 5x16mm, bronzed
- 15 4 x VTM0635BPCFB Vite TBL COMBI DS M6x35mm, brunita
Screw wide combo truss head M6x35mm, bronzed
- 16 10 x VTM0640BPCFB Vite TBL COMBI DS M6x40mm, brunita
Screw wide combo truss head M6x40mm, bronzed
- 17 4 x VTM0812BPBFB Vite TBEI DS M8x12mm, brunita
Screw hex recess truss head M8x12mm, bronzed
- 18 1 x SDI049B **Options**
Sedile schiumato per ESSENTIA/QUATTRO
Seat foam for ESSENTIA/QUATTRO
- 19 1 x SHI118A Schienale schiumato QUATTRO grande
Back foam for QUATTRO large

KIT 081 QUATTRO/F

T A S K
HIGHLINE

Schienale alto, base Loop nylon maxi, meccanica Turtle, sedile Quattro 10°, braccioli Orion regolabili
High back, nylon maxi Loop base, Turtle mechanism, 10° Quattro seat, Rainbow adjustable armrests



- 01 1 x BAY05201NR Base LOOP maxi in nylon, nera
LOOP maxi black nylon base
- 02 5 x RUP0051NR Ruota libera Ø 65mm, perno Ø 11mm
Free wheel castor Ø 65mm, pin Ø 11mm
- 03 1 x ALM31901 Alzata a gas 50x28x210mm rastremata, nera
Black tapered gas lift 50x28x210mm
- 04 1 x STP009ANR Soffietto telescopico a 3 stadi corto, Ø 50mm
Short telescopic bellow with 3 stage, Ø 50mm
- 05 1 x SYM03913 Meccanica synchro TURTLE
TURTLE synchronized mechanism
- 06 1 x SSP303CNR Sottosedile QUATTRO, (per braccioli inclinazione 10°)
QUATTRO seat outer, (10° armrest inclination)
- 07 1 x SDZ049A98AH Sedile ESSENTIA rinforzato, 14 borchie
ESSENTIA reinforced seat, 14 T-nuts
- 08 1 x LRM071PNR Lama regolabile, corsa 80mm, fissaggio 100x30x30mm
Adjustable back bar, run-range 80mm, fixing points 100x30x30mm
- 09 1 x SFE061ANR Soffietto TURTLE larghezza 140mm
TURTLE bellow width 140mm
- 10 1 x ACY575NR Distanziatore ad H per aste a T
Spacer "H" for J-BAR "T"
- 11 1 x SCP286ANR Coprischienale QUATTRO alto
QUATTRO high seatback cover
- 12 1 x SHP118A84 Schienale QUATTRO alto, 8 borchie
QUATTRO high seatback, 8 T-nuts
- 13 2 x BRP218AAHANR Bracciolo regolabile ORION, staffa 10° integrata
ORION adjustable armrest, with integrated bracket 10°
- 14 4 x VTM0516BPCFB Vite hilo testa Ø10.5 TB+ 5x16mm, brunita
Hilo screw tip Ø10.5 truss head 5x16mm, bronzed
- 15 4 x VTM0635BPCFB Vite TBL COMBI DS M6x35mm, brunita
Screw wide combo truss head M6x35mm, bronzed
- 16 4 x VTM0640BPCFB Vite TBL COMBI DS M6x40mm, brunita
Screw wide combo truss head M6x40mm, bronzed
- 17 6 x VTM0650BPCFB Vite TBL COMBI M6x50mm, brunita
Screw wide combo truss head M6x50, m bronzed
- 18 3 x VTM0812BPBFB Vite TBEI DS M8x12mm, brunita
Screw hex recess truss head M8x12mm, bronzed
- 19 1 x SDI049B **Options**
Sedile schiumato per ESSENTIA/QUATTRO
Seat foam for ESSENTIA/QUATTRO
- 20 1 x SHI118A Schienale schiumato QUATTRO grande
Back foam for QUATTRO large

KIT 081 QUATTRO/J

T A S K
HIGHLINE

Schienale alto, base Loop nylon maxi, meccanica Rhino, sedile Quattro, braccioli Arc
High back, nylon maxi Loop base, Rhino mechanism, Quattro seat, Arc armrests



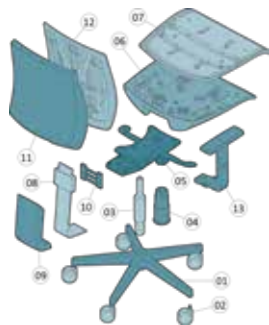
- 01 1 x BAY05201NR Base LOOP maxi in nylon, nera
LOOP maxi black nylon base
- 02 5 x RUP0051NR Ruota libera Ø 65mm, perno Ø 11mm
Free wheel castor Ø 65mm, pin Ø 11mm
- 03 1 x ALM31901 Alzata a gas 50x28x210mm rastremata, nera
Black tapered gas lift 50x28x210mm
- 04 1 x STP009ANR Soffietto telescopico a 3 stadi corto, Ø 50mm
Short telescopic bellow with 3 stage, Ø 50mm
- 05 1 x SYM04313A Meccanica autoregolante RHINO
RHINO self-adjustable mechanism
- 06 1 x SSP239ANR Sottosedile QUATTRO, (per braccioli inclinazione 15°)
QUATTRO seat outer, (15° armrest inclination)
- 07 1 x SDZ049A78AH Sedile ESSENTIA rinforzato, 14 borchie
ESSENTIA reinforced seat, 14 T-nuts
- 08 1 x LRM092PNR Lama regolabile per meccanica RHINO
Adjustable back bar for RHINO mechanism
- 09 1 x SFE061ANR Soffietto TURTLE larghezza 140mm
TURTLE bellow width 140mm
- 10 1 x ACY575NR Distanziatore ad H per aste a T
Spacer "H" for J-BAR "T"
- 11 1 x SCP286ANR Coprischienale QUATTRO alto
QUATTRO high seatback cover
- 12 1 x SHP118A84 Schienale QUATTRO alto, 8 borchie
QUATTRO high seatback, 8 T-nuts
- 13 2 x BRP118AAHANR Bracciolo ARC
ARC armrest
- 14 4 x VTM0516BPCFB Vite hilo testa Ø10.5 TB+ 5x16mm, brunita
Hilo screw tip Ø10.5 truss head 5x16mm, bronzed
- 15 4 x VTM0635BPCFB Vite TBL COMBI DS M6x35mm, brunita
Screw wide combo truss head M6x35mm, bronzed
- 16 10 x VTM0640BPCFB Vite TBL COMBI DS M6x40mm, brunita
Screw wide combo truss head M6x40mm, bronzed
- 17 4 x VTM0812BPBFB Vite TBEI DS M8x12mm, brunita
Screw hex recess truss head M8x12mm, bronzed
- 18 1 x SDI049B **Options**
Sedile schiumato per ESSENTIA/QUATTRO
Seat foam for ESSENTIA/QUATTRO
- 19 1 x SHI118A Schienale schiumato QUATTRO grande
Back foam for QUATTRO large

QUATTRO

KIT 080 QUATTRO/F

T A S K
HIGHLINE

Schienale basso, base Loop nylon mini, meccanica Turtle, sedile Quattro 10°, braccioli Orion regolabili
Low back, nylon mini Loop base, Turtle mechanism, 10° Quattro seat, Rainbow adjustable armrests

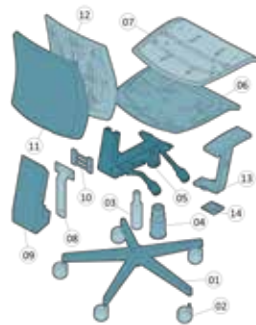


- 01 1 x BAY05301NR Base LOOP mini in nylon, nera
LOOP mini black nylon base
- 02 5 x RUP0051NR Ruota libera Ø 65mm, perno Ø 11mm
Free wheel castor Ø 65mm, pin Ø 11mm
- 03 1 x ALM31901 Alzata a gas 50x28x210mm rastremata, nera
Black tapered gas lift 50x28x210mm
- 04 1 x STP009ANR Soffietto telescopico a 3 stadi corto, Ø 50mm
Short telescopic bellow with 3 stage, Ø 50mm
- 05 1 x SYM03913 Meccanica synchro TURTLE
TURTLE synchronized mechanism
- 06 1 x SSP303CNR Sottosedile QUATTRO, (per braccioli inclinazione 10°)
QUATTRO seat outer, (10° armrest inclination)
- 07 1 x SDZ049A98AH Sedile ESSENTIA rinforzato, 14 borchie
ESSENTIA reinforced seat, 14 T-nuts
- 08 1 x LRM071PNR Lama regolabile, corsa 80mm, fissaggio 100x30x30mm
Adjustable back bar, run-range 80mm, fixing points 100x30x30mm
- 09 1 x SFE061ANR Soffietto TURTLE larghezza 140mm
TURTLE bellow width 140mm
- 10 1 x ACY575NR Distanziatore ad H per aste a T
Spacer "H" for J-BAR "T"
- 11 1 x SCP284ANR Coprischienale QUATTRO basso
QUATTRO lowseat back cover
- 12 1 x SHP116A84 Schienale QUATTRO basso, 8 borchie
QUATTRO low seatback, 8 T-nuts
- 13 2 x BRP218AAHANR Bracciolo regolabile ORION, staffa 10° integrata
ORION adjustable armrest, with integrated bracket 10°
- 14 4 x VTM0516BPCFB Vite hilo testa Ø10.5 TB+ 5x16mm, brunita
Hilo screw tip Ø10.5 truss head 5x16mm, bronzed
- 15 4 x VTM0635BPCFB Vite TBL COMBI DS M6x35mm, brunita
Screw wide combo truss head M6x35mm, bronzed
- 16 4 x VTM0640BPCFB Vite TBL COMBI DS M6x40mm, brunita
Screw wide combo truss head M6x40mm, bronzed
- 17 6 x VTM0650BPCFB Vite TBL COMBI M6x50mm, brunita
Screw wide combo truss head M6x50, m bronzed
- 18 3 x VTM0812BPBFB Vite TBEI DS M8x12mm, brunita
Screw hex recess truss head M8x12mm, bronzed
- 19 1 x SDI049B **Options**
Sedile schiumato per ESSENTIA/QUATTRO
Seat foam for ESSENTIA/QUATTRO
- 20 1 x SHI116A Schienale schiumato QUATTRO piccolo
Back foam for QUATTRO small

KIT 080 QUATTRO/G

T A S K

Schienale basso, base Loop nylon mini, meccanica Ibra, sedile Essentia, braccioli Rainbow regolabili
Low back, nylon mini Loop base, Ibra mechanism, Essentia seat, Rainbow adjustable armrests



- 01 1 x BAY05301NR Base LOOP mini in nylon, nera
LOOP mini black nylon base
- 02 5 x RUP0051NR Ruota libera Ø 65mm, perno Ø 11mm
Free wheel castor Ø 65mm, pin Ø 11mm
- 03 1 x ALM31901 Alzata a gas 50x28x210mm rastremata, nera
Black tapered gas lift 50x28x210mm
- 04 1 x STP009ANR Soffietto telescopico a 3 stadi corto, Ø 50mm
Short telescopic bellow with 3 stage, Ø 50mm
- 05 1 x SYM03715A Meccanica IBRA, asincrona a 3 leve
IBRA asynchronous mechanism 3 levers
- 06 1 x SSP207ANR Sottosedile ESSENTIA, (per braccioli inclinazione 15°)
ESSENTIA seat outer, (15° armrest inclination)
- 07 1 x SDZ049A78AH Sedile ESSENTIA rinforzato, 14 borchie
ESSENTIA reinforced seat, 14 T-nuts
- 08 1 x ASM029TNR Estensore up&down completo di staffa di fissaggio, 100x30mm
Up-down extension with integrated bracket, 100x30mm
- 09 1 x SFE068ANR Soffietto OPERA
OPERA bellow
- 10 1 x ACY575NR Distanziatore ad H per aste a T
Spacer "H" for J-BAR "T"
- 11 1 x SCP284ANR Coprischienale QUATTRO basso
QUATTRO lowseat back cover
- 12 1 x SHP116A84 Schienale QUATTRO basso, 8 borchie
QUATTRO low seatback, 8 T-nuts
- 13 2 x BRP208AAHANR Bracciolo regolabile RAINBOW dx+sx, staffa 10° integrata
RAINBOW adjustable rh/lh armrest, with integrated bracket 10°
- 14 2 x ACP596NR Distanziale 55x55mm (per braccioli inclinazione 5°)
Spacer 55x55mm for armrests with inclination 5°
- 15 2 x VTM0516BPCFB Vite hilo testa Ø10.5 TB+ 5x16mm, brunita
Hilo screw tip Ø10.5 truss head 5x16mm, bronzed
- 16 4 x VTM0625BPCFB Vite TBL COMBI DS M6x25mm, brunita
Screw wide combo truss head M6x25mm, bronzed
- 17 4 x VTM0635BPCFB Vite TBL COMBI DS M6x35mm, brunita
Screw wide combo truss head M6x35mm, bronzed
- 18 6 x VTM0650BPCFB Vite TBL COMBI M6x50mm, brunita
Screw wide combo truss head M6x50, m bronzed
- 19 1 x SDI049B **Options**
Sedile schiumato per ESSENTIA/QUATTRO
Seat foam for ESSENTIA/QUATTRO
- 20 1 x SHI116A Schienale schiumato QUATTRO piccolo
Back foam for QUATTRO small

KIT 080 QUATTRO/A

T A S K

Schienale basso, base Loop nylon mini, meccanica CP Quattro, sedile Quattro, braccioli Arc
 Low back, nylon mini Loop base, Quattro CP mechanism, Quattro seat, Arc armrests

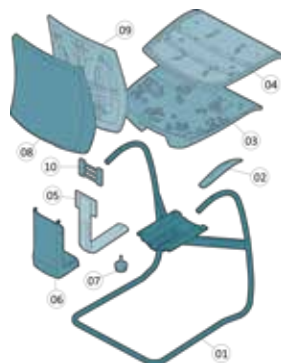


- 01 1 x BAY05301NR Base LOOP mini in nylon, nera
LOOP mini black nylon base
 - 02 5 x RUP0051NR Ruota libera Ø 65mm, perno Ø 11mm
Free wheel castor Ø 65mm, pin Ø 11mm
 - 03 1 x ALM31901 Alzata a gas 50x28x210mm rastremata, nera
Black tapered gas lift 50x28x210mm
 - 04 1 x STP009ANR Soffietto telescopico a 3 stadi corto, Ø 50mm
Short telescopic bellows with 3 stage, Ø 50mm
 - 05 1 x PSM03015NR Piastra dattilo ECO cono Ø 28mm con leva, spessore 2.7mm
ECO seat plate cone Ø28mm, with lever, thickness 2.7mm
 - 06 1 x SSP239ANR Sottosedile QUATTRO, (per braccioli inclinazione 15°)
QUATTRO seat outer, (15° armrest inclination)
 - 07 1 x SDZ049A78AH Sedile ESSENTIA rinforzato, 14 borchie
ESSENTIA reinforced seat, 14 T-nuts
 - 08 1 x CPMQ05NR Contatto permanente QUATTRO
QUATTRO permanent contact
 - 09 1 x LRM052PNR Lama regolabile per contatto permanente QUATTRO
Adjustable back bar for QUATTRO permanent contact
 - 10 1 x VLP3F5NR Volantino serie 300, A=Ø50mm, B=M8x30mm, C=30mm, H=26mm
Handwheel series 300, A=Ø50mm, B=M8x30mm, C=30mm, H=26mm, black
 - 11 1 x ACY575NR Distanziatore ad H per aste a T
Spacer "H" for J-BAR "T"
 - 12 1 x SCP284ANR Coprischienale QUATTRO basso
QUATTRO lowseat back cover
 - 13 1 x SHP116A84 Schienale QUATTRO basso, 8 borchie
QUATTRO low seatback, 8 T-nuts
 - 14 2 x BRP118AAHANR Bracciolo ARC
ARC armrest
 - 15 4 x VTM0516BPCFB Vite hilo testa Ø10.5 TB+ 5x16mm, brunita
Hilo screw tip Ø10.5 truss head 5x16mm, bronzed
 - 16 4 x VTM0620BPCFB Vite TBL COMBI DS M6x20mm, brunita
Screw wide combo truss head M6x20mm, bronzed
 - 17 4 x VTM0630BPCFB Vite TBL COMBI DS M6x30mm, brunita
Screw wide combo truss head M6x30mm, bronzed
 - 18 6 x VTM0640BPCFB Vite TBL COMBI DS M6x40mm, brunita
Screw wide combo truss head M6x40mm, bronzed
- Options**
- 19 1 x SDI049B Sedile schiumato per ESSENTIA/QUATTRO
Seat foam for ESSENTIA/QUATTRO
 - 20 1 x SHI116A Schienale schiumato QUATTRO piccolo
Back foam for QUATTRO small

KIT 080 QUATTRO/D

WAITING

Schienale basso, slitta Shell, sedile Quattro
 Low back, Shell cantilever, Quattro seat



- 01 1 x TLF016FC Slitta SHELL cromata Ø 20mm, con piedini
SHELL chromed cantilever with feet, Ø20mm
 - 02 1 x BRP092A50DNR Pad destro per slitta SHELL
Right pad for SHELL cantilever
 - 02 1 x BRP092A50SNR Pad sinistro per slitta SHELL
Left pad for SHELL cantilever
 - 03 1 x SSP239ANR Sottosedile QUATTRO, (per braccioli inclinazione 15°)
QUATTRO seat outer, (15° armrest inclination)
 - 04 1 x SDP049A38 Sedile ESSENTIA, 4 borchie
ESSENTIA seat, 4 T-nuts
 - 05 1 x LMM051PNR Lama fissa, larghezza 60mm, fissaggio 100x30x30mm
Fixed back bar, width 60mm, fixing points 100x30x30mm
 - 06 1 x CLP010NR Coprilama QUATTRO
QUATTRO back bar cover
 - 07 1 x VLP3F5NR Volantino serie 300, A=Ø50mm, B=M8x30mm, C=30mm, H=26mm
Handwheel series 300, A=Ø50mm, B=M8x30mm, C=30mm, H=26mm, black
 - 08 1 x SCP284ANR Coprischienale QUATTRO basso
QUATTRO lowseat back cover
 - 09 1 x SHP116A84 Schienale QUATTRO basso, 8 borchie
QUATTRO low seatback, 8 T-nuts
 - 10 1 x ACY575NR Distanziatore ad H per aste a T
Spacer "H" for J-BAR "T"
 - 11 4 x VTM0420BSXFB Vite truciolare TGS+ 4x20mm, brunita
Chipboard screw PZ raised countersunk head 4x20mm, bronzed
 - 12 4 x VTM0516BPCFB Vite hilo testa Ø10.5 TB+ 5x16mm, brunita
Hilo screw tip Ø10.5 truss head 5x16mm, bronzed
 - 13 4 x VTM0625BPCFB Vite TBL COMBI DS M6x25mm, brunita
Screw wide combo truss head M6x25mm, bronzed
 - 14 4 x VTM0635BPCFB Vite TBL COMBI DS M6x35mm, brunita
Screw wide combo truss head M6x35mm, bronzed
- Options**
- 15 1 x SDI049B Sedile schiumato per ESSENTIA/QUATTRO
Seat foam for ESSENTIA/QUATTRO
 - 16 1 x SHI116A Schienale schiumato QUATTRO piccolo
Back foam for QUATTRO small

■ KIT180ALICIA/A



■ KIT180ALICIA/D



KIT180ALICIA/B



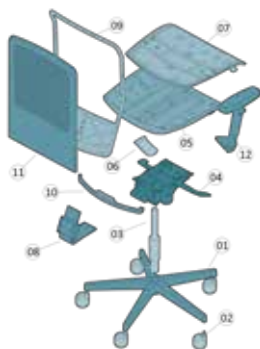
KIT180ALICIA/C



KIT 180 ALICIA/A

T A S K
HIGHLINE

Base Loop alluminio maxi, meccanica Whale, sedile traslatore Matrix, braccioli regolabili Lambda
Aluminum maxi Loop base, Whale mechanism, Matrix trasla seat, Lambda adjustable armrests



- 01 1 x BAM05401AL Base LOOP maxi in alluminio
LOOP maxi aluminium base
- 02 5 x RUP1051NR Ruota libera in gomma Ø 65mm, perno Ø 11mm
Rubber free wheel castor Ø 65mm, pin Ø 11mm
- 03 1 x ALM31901FC Alzata a gas 50x28x210mm rastremata, cromata
Chromed tapered gas lift, 50x28x210mm
- 04 1 x SYM04513 Meccanica synchro WHALE
WHALE synchronized mechanism
- 05 1 x SSP353ANR Sottosedile MATRIX, (per braccioli inclinazione 10°)
MATRIX seat outer, (10° armrest inclination)
- 06 1 x ACP829NR Tirette per sedile MATRIX, pannello di istruzioni
MATRIX seat pull-out trays with instruction card
- 07 1 x SDZ157XACAH Sedile MATRIX con traslatore, rinforzato, 18 borchie
MATRIX reinforced sliding seat, 18 T-nuts
- 08 1 x LRM074PNR Lama regolabile, corsa 65mm, fissaggio 100x30x30mm
Adjustable back bar, run-range 65mm, fixing points 100x30x30mm
- 09 1 x TLF103NR Cornice telaio schienale ALICIA per rete
ALICIA seatback frame for net
- 10 1 x ACP874NR Copertina per graffatura rete su telaio ALICIA
Plastic cover for frame back net ALICIA
- 11 1 x ACT877NR Rete schienale ALICIA
ALICIA net for back
- 12 2 x BRP198AAHANR Bracciolo regolabile 3D LAMBDA dx+sx, pad in poliuretano, staffa 10° integrata
3D LAMBDA rh/lh adjustable armrest with PU pad and integrated bracket 10°
- 13 5 x VTM0412PSXFB Vite truciolare TPS+ 4x12mm, brunita
Chipboard screw PZ countersunk flat head 4x12 mm, bronzed
- 14 8 x VTM0516BPCFB Vite hilo testa Ø10.5 TB+ 5x16mm, brunita
Hilo screw tip Ø10.5 truss head 5x16mm, bronzed
- 15 4 x VTM0616BPCFB Vite TBL COMBI DS M6x16mm, brunita
Screw wide combo truss head M6x16mm, bronzed
- 16 4 x VTM0625BPCFB Vite TBL COMBI DS M6x25mm, brunita
Screw wide combo truss head M6x25mm, bronzed
- 17 6 x VTM0630BPCFB Vite TBL COMBI DS M6x30mm, brunita
Screw wide combo truss head M6x30mm, bronzed
- 18 4 x VTM0812BPBFB Vite TBEI DS M8x12mm, brunita
Screw hex recess truss head M8x12mm, bronzed
- 19 1 x SDI049B **Options**
Sedile schiumato per ESSENTIA/QUATTRO
Seat foam for ESSENTIA/QUATTRO

KIT 180 ALICIA/B

T A S K
HIGHLINE

Base Loop nylon maxi, meccanica Whale, sedile Quattro 10°, braccioli regolabili Tau
Aluminum maxi Loop base, Whale mechanism, 10° Quattro seat, Tau adjustable armrests

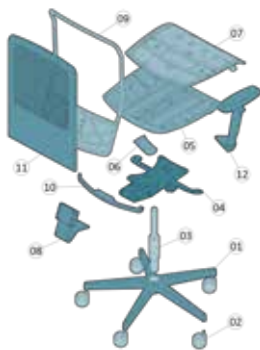


- 01 1 x BAY05201NR Base LOOP maxi in nylon, nera
LOOP maxi black nylon base
- 02 5 x RUP0051NR Ruota libera Ø 65mm, perno Ø 11mm
Free wheel castor Ø 65mm, pin Ø 11mm
- 03 1 x ALM31901 Alzata a gas 50x28x210mm rastremata, nera
Black tapered gas lift 50x28x210mm
- 04 1 x STP009ANR Soffietto telescopico a 3 stadi corto, Ø 50mm
Short telescopic bellow with 3 stage, Ø 50mm
- 05 1 x SYM04513 Meccanica synchro WHALE
WHALE synchronized mechanism
- 06 1 x SSP303CNR Sottosedile QUATTRO, (per braccioli inclinazione 10°)
QUATTRO seat outer, (10° armrest inclination)
- 07 1 x SDZ049A98AH Sedile ESSENTIA rinforzato, 14 borchie
ESSENTIA reinforced seat, 14 T-nuts
- 08 1 x LRM073PNR Lama regolabile ALICIA, corsa 65mm, fissaggio 100x30x30mm
Adjustable back bar Alicia, run-range 65mm, fixing points 100x30x30mm
- 09 1 x TLF103NR Cornice telaio schienale ALICIA per rete
ALICIA seatback frame for net
- 10 1 x ACP874NR Copertina per graffatura rete su telaio ALICIA
Plastic cover for frame back net ALICIA
- 11 1 x ACT877NR Rete schienale ALICIA
ALICIA net for back
- 12 2 x BRP196AAHANR Bracciolo regolabile TAU senza pad, staffa 10° integrata
TAU adjustable armrest without pad, with integrated bracket 10°
- 13 2 x BRP091ANR Pad PROMETEO, interasse 100mm
PROMETEO pad, 100mm center distance
- 14 5 x VTM0412PSXFB Vite truciolare TPS+ 4x12mm, brunita
Chipboard screw PZ countersunk flat head 4x12 mm, bronzed
- 15 4 x VTM0516BPCFB Vite hilo testa Ø10.5 TB+ 5x16mm, brunita
Hilo screw tip Ø10.5 truss head 5x16mm, bronzed
- 16 4 x VTM0525BPCFZ Vite hilo TBL COMBI FR 5x25mm, zincata
Hilo screw wide combo truss head 5x25mm, zinc-plated
- 17 4 x VTM0616BPCFB Vite TBL COMBI DS M6x16mm, brunita
Screw wide combo truss head M6x16mm, bronzed
- 18 10 x VTM0625BPCFB Vite TBL COMBI DS M6x25mm, brunita
Screw wide combo truss head M6x25mm, bronzed
- 19 4 x VTM0812BPBFB Vite TBEI DS M8x12mm, brunita
Screw hex recess truss head M8x12mm, bronzed
- 20 1 x SDI049B **Options**
Sedile schiumato per ESSENTIA/QUATTRO
Seat foam for ESSENTIA/QUATTRO

KIT 180 ALICIA/C

T A S K
HIGHLINE

Base Loop alluminio maxi, meccanica Turtle, sedile traslatore Matrix, braccioli regolabili Lambda Aluminum maxi Loop base, Turtle mechanism, Matrix trasla seat, Lambda adjustable armrests

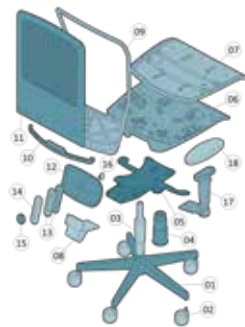


- 01 1 x BAM05401AL Base LOOP maxi in alluminio
LOOP maxi aluminium base
- 02 5 x RUP1051NR Ruota libera in gomma Ø 65mm, perno Ø 11mm
Rubber free wheel castor Ø 65mm, pin Ø 11mm
- 03 1 x ALM31901FC Alzata a gas 50x28x210mm rastremata, cromata
Chromed tapered gas lift, 50x28x210mm
- 04 1 x SYM03913 Meccanica synchro TURTLE
TURTLE synchronized mechanism
- 05 1 x SSP353ANR Sottosedile MATRIX, (per braccioli inclinazione 10°)
MATRIX seat outer, (10° armrest inclination)
- 06 1 x ACP829NR Tirette per sedile MATRIX, pannello di istruzioni
MATRIX seat pull-out trays with instruction card
- 07 1 x SDZ157XACAH Sedile MATRIX con traslatore, rinforzato, 18 borchie
MATRIX reinforced sliding seat, 18 T-nuts
- 08 1 x LRM089PNR Lama regolabile ALICIA, per meccanica TURTLE
ALICIA adjustable back bar for TURTLE mechanism
- 09 1 x TLF103NR Cornice telaio schienale ALICIA per rete
ALICIA seatback frame for net
- 10 1 x ACP874NR Copertina per graffiatura rete su telaio ALICIA
Plastic cover for frame back net ALICIA
- 11 1 x ACT877NR Rete schienale ALICIA
ALICIA net for back
- 12 2 x BRP198AAHANR Bracciolo regolabile 3D LAMBDA dx+sx, pad in poliuretano, staffa 10° integrata
3D LAMBDA rh/lh adjustable armrest with PU pad and integrated bracket 10°
- 13 5 x VTM0412PSXFB Vite truciolare TPS+ 4x12mm, brunita
Chipboard screw PZ countersunk flat head 4x12 mm, bronzed
- 14 8 x VTM0516BPCFB Vite hilo testa Ø10.5 TB+ 5x16mm, brunita
Hilo screw tip Ø10.5 truss head 5x16mm, bronzed
- 15 4 x VTM0616BPCFB Vite TBL COMBI DS M6x16mm, brunita
Screw wide combo truss head M6x16mm, bronzed
- 16 4 x VTM0625BPCFB Vite TBL COMBI DS M6x25mm, brunita
Screw wide combo truss head M6x25mm, bronzed
- 17 6 x VTM0630BPCFB Vite TBL COMBI DS M6x30mm, brunita
Screw wide combo truss head M6x30mm, bronzed
- 18 3 x VTM0812BPBFB Vite TBEI DS M8x12mm, brunita
Screw hex recess truss head M8x12mm, bronzed
- 19 1 x SDI049B **Options**
Sedile schiumato per ESSENTIA/QUATTRO
Seat foam for ESSENTIA/QUATTRO

KIT 180 ALICIA/D


T A S K
HIGHLINE

Base Loop nylon mini, meccanica Turtle, sedile Quattro, braccioli regolabili Tau, pad Ni, poggiatesta Eclipse Aluminum mini Loop base, Turtle mechanism, Quattro seat, Tau adjustable armrests, Ni pad, Eclipse lumbar support




- 01 1 x BAY05301NR Base LOOP mini in nylon, nera
LOOP mini black nylon base
- 02 5 x RUP0051NR Ruota libera Ø 65mm, perno Ø 11mm
Free wheel castor Ø 65mm, pin Ø 11mm
- 03 1 x ALM31901 Alzata a gas 50x28x210mm rastremata, nera
Black tapered gas lift 50x28x210mm
- 04 1 x STP009ANR Soffietto telescopico a 3 stadi corto, Ø 50mm
Short telescopic bellow with 3 stage, Ø 50mm
- 05 1 x SYM03913 Meccanica synchro TURTLE
TURTLE synchronized mechanism
- 06 1 x SSP239ANR Sottosedile QUATTRO, (per braccioli inclinazione 15°)
QUATTRO seat outer, (15° armrest inclination)
- 07 1 x SDZ049A98AH Sedile ESSENTIA rinforzato, 14 borchie
ESSENTIA reinforced seat, 14 T-nuts
- 08 1 x LMM088PNR Lama fissa ALICIA per meccanica TURTLE
ALICIA fixed back bar for TURTLE mechanism
- 09 1 x TLF103NR Cornice telaio schienale ALICIA per rete
ALICIA seatback frame for net
- 10 1 x ACP874NR Copertina per graffiatura rete su telaio ALICIA
Plastic cover for frame back net ALICIA
- 11 1 x ACT877NR Rete schienale ALICIA
ALICIA net for back
- 12 1 x ACP366NR Poggiatesta ECLIPSE
ECLIPSE lumbar support
- 13 2 x ACU367NR Coppia guide per poggiatesta ECLIPSE
ECLIPSE sliding parts RH/LH
- 14 1 x ACP368NRA Copri guide ECLIPSE
ECLIPSE cover guide
- 15 1 x ACP369NR Volantino ECLIPSE
ECLIPSE handwheel
- 16 1 x ACP368NRB Tappo guide ECLIPSE
ECLIPSE cap guide
- 17 2 x BRP196AAHANR Bracciolo regolabile TAU senza pad, staffa 10° integrata
TAU adjustable armrest without pad, with integrated bracket 10°
- 18 2 x ACU869NR Pad bracciolo NI in poliuretano
Ni polyurethane armrest pad
- 19 1 x ACM047FZ Confezione viteria per poggiatesta ECLIPSE
ECLIPSE screws for lumbar support
- 20 5 x VTM0412PSXFB Vite truciolare TPS+ 4x12mm, brunita
Chipboard screw PZ countersunk flat head 4x12 mm, bronzed
- 21 4 x VTM0516BPCFB Vite hilo testa Ø10.5 TB+ 5x16mm, brunita
Hilo screw tip Ø10.5 truss head 5x16mm, bronzed
- 22 4 x VTM0612BPCFB Vite TBL COMBI M6x12mm, brunita
Screw wide combo truss head M6x12mm, bronzed
- 23 4 x VTM0625BPCFB Vite TBL COMBI DS M6x25mm, brunita
Screw wide combo truss head M6x25mm, bronzed
- 24 10 x VTM0635BPCFB Vite TBL COMBI DS M6x35mm, brunita
Screw wide combo truss head M6x35mm, bronzed
- 25 3 x VTM0812BPBFB Vite TBEI DS M8x12mm, brunita
Screw hex recess truss head M8x12mm, bronzed
- 26 1 x SDI049B **Options**
Sedile schiumato per ESSENTIA/QUATTRO
Seat foam for ESSENTIA/QUATTRO

ALICIA

 KIT 195 TEXAS/HP



 KIT 196 TEXAS/A




 KIT



T 195 TEXAS/H

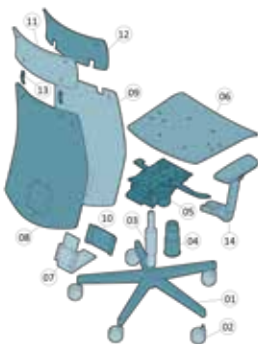
KIT 197 TEXAS/A



KIT 195 TEXAS/HP

MANAGER

Schienale alto, base Loop maxi, meccanica Whale, sedile Texas, braccioli Star regolabili, poggiatesta High back, Loop maxi base, Whale mechanism, Texas seat, Star adjustable armrest, headrest

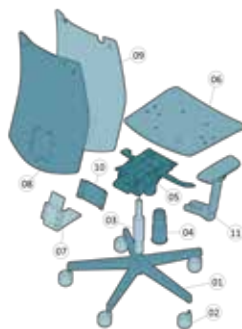


- | | | |
|----|-------------------|--|
| 01 | 1 x BAY05201NR | Base LOOP maxi, Ø 700mm, in nylon nera
<i>LOOP maxi base, Ø 700mm, nylon, black</i> |
| 02 | 5 x RUP0051NR | Ruota libera Ø 65mm, perno Ø 11mm, nera
<i>Free castor Ø 65mm, pin Ø 11mm, black</i> |
| 03 | 1 x ALM31901 | Alzata a gas rastremata 50x28x210mm, classe III, corsa 125mm, nera
<i>Tapered gas lift 50x28x210mm, run 125mm, black</i> |
| 04 | 1 x STP009ANR | Copricolonna telescopico a 3 stadi corto, Ø 50mm, nero
<i>3 stages short telescopic bellow, Ø 50mm, black</i> |
| 05 | 1 x SYM04513 | Meccanica sincronizzata WHALE
<i>WHALE synchronized mechanism</i> |
| 06 | 1 x SDL182F5N86AH | Sedile TEXAS per versione operativa, legno grezzo, 14 borchie
<i>TEXAS seat for swivel version, 14 t-nuts, raw wood</i> |
| 07 | 1 x LRM074PNR | Lama regolabile in altezza, corsa 65mm, fissaggio 100x30x30mm, nera
<i>Height adjustable back bar, run 60mm, 100x30x30mm fixing points, black</i> |
| 08 | 1 x SHL280F5BL | Schienale TEXAS alto per versione operativa, legno grezzo, 11 borchie
<i>TEXAS high backrest for swivel version, 11 t-nuts, raw wood</i> |
| 09 | 1 x COL005ALN | Copertina da tappezzare per schienale alto TEXAS, legno grezzo
<i>TEXAS high back panel to be upholstered, raw wood</i> |
| 10 | 1 x TSM008FZ | Piastrina fissaggio J-bar TEXAS zincata
<i>TEXAS J-Bar fixing plate, zinc-plated</i> |
| 11 | 1 x ACL204LN | Poggiatesta TEXAS da imbottire e tappezzare, legno
<i>TEXAS headrest to be filled and upholstered, wood</i> |
| 12 | 1 x COL006ALN | Copertina da tappezzare per poggiatesta TEXAS, legno grezzo
<i>TEXAS headrest panel to be upholstered, wood</i> |
| 13 | 2 x ACM205FG | Piastrina angolare TEXAS in metallo per fissaggio poggiatesta, grezza
<i>TEXAS small angular plate for headrest fixing, raw</i> |
| 14 | 2 x BRP201EAHANR | Bracciolo regolabile STAR staffa 10°, 3D, corsa 75mm, nero (1 dx o 1 sx)
<i>STAR 3D adjustable armrest, with integrated 10° bracket, run 75mm, black (1 rh or 1 lh)</i> |
| 15 | 4 x VTM0420BSXFB | Vite truciolare TGS+ 4x20mm, brunita
<i>Chipboard screw PZ raised countersunk head 4x20mm, bronzed</i> |
| 16 | 12 x VTM0616BPCFB | Vite TBL COMBI DS M6x16mm, brunita
<i>Screw wide combo truss head M6x16mm, bronzed</i> |
| 17 | 4 x VTM0620BPCFB | Vite TBL COMBI DS M6x20mm, brunita
<i>Screw wide combo truss head M6x20mm, bronzed</i> |
| 18 | 4 x VTM0625BPCFB | Vite TBL COMBI DS M6x25mm, brunita
<i>Screw wide combo truss head M6x25mm, bronzed</i> |
| 19 | 6 x VTM0640BPCFB | Vite TBL COMBI DS M6x40mm, brunita
<i>Screw wide combo truss head M6x40mm, bronzed</i> |
| 20 | 4 x VTM0812BPBFB | Vite TBEI DS M8x12mm, brunita
<i>Screw hex recess truss head M8x12mm, bronzed</i> |

KIT 195 TEXAS/H

MANAGER

Schienale alto, base Loop maxi, meccanica Whale, sedile Texas, braccioli Star regolabili High back, Loop maxi base, Whale mechanism, Texas seat, Star adjustable armrests



- | | | |
|----|-------------------|--|
| 01 | 1 x BAY05201NR | Base LOOP maxi, Ø 700mm, in nylon nera
<i>LOOP maxi base, Ø 700mm, nylon, black</i> |
| 02 | 5 x RUP0051NR | Ruota libera Ø 65mm, perno Ø 11mm, nera
<i>Free castor Ø 65mm, pin Ø 11mm, black</i> |
| 03 | 1 x ALM31901 | Alzata a gas rastremata 50x28x210mm, classe III, corsa 125mm, nera
<i>Tapered gas lift 50x28x210mm, run 125mm, black</i> |
| 04 | 1 x STP009ANR | Copricolonna telescopico a 3 stadi corto, Ø 50mm, nero
<i>3 stages short telescopic bellow, Ø 50mm, black</i> |
| 05 | 1 x SYM04513 | Meccanica sincronizzata WHALE
<i>WHALE synchronized mechanism</i> |
| 06 | 1 x SDL182F5N86AH | Sedile TEXAS per versione operativa, legno grezzo, 14 borchie
<i>TEXAS seat for swivel version, 14 t-nuts, raw wood</i> |
| 07 | 1 x LRM074PNR | Lama regolabile in altezza, corsa 65mm, fissaggio 100x30x30mm, nera
<i>Height adjustable back bar, run 60mm, 100x30x30mm fixing points, black</i> |
| 08 | 1 x SHL280F5BL | Schienale TEXAS alto per versione operativa, legno grezzo, 11 borchie
<i>TEXAS high backrest for swivel version, 11 t-nuts, raw wood</i> |
| 09 | 1 x COL005ALN | Copertina da tappezzare per schienale alto TEXAS, legno grezzo
<i>TEXAS high back panel to be upholstered, raw wood</i> |
| 10 | 1 x TSM008FZ | Piastrina fissaggio J-bar TEXAS zincata
<i>TEXAS J-Bar fixing plate, zinc-plated</i> |
| 11 | 2 x BRP201EAHANR | Bracciolo regolabile STAR staffa 10°, 3D, corsa 75mm, nero (1 dx o 1 sx)
<i>STAR 3D adjustable armrest, with integrated 10° bracket, run 75mm, black (1 rh or 1 lh)</i> |
| 12 | 2 x VTM0420BSXFB | Vite truciolare TGS+ 4x20mm, brunita
<i>Chipboard screw PZ raised countersunk head 4x20mm, bronzed</i> |
| 13 | 8 x VTM0616BPCFB | Vite TBL COMBI DS M6x16mm, brunita
<i>Screw wide combo truss head M6x16mm, bronzed</i> |
| 14 | 2 x VTM0620BPCFB | Vite TBL COMBI DS M6x20mm, brunita
<i>Screw wide combo truss head M6x20mm, bronzed</i> |
| 15 | 4 x VTM0625BPCFB | Vite TBL COMBI DS M6x25mm, brunita
<i>Screw wide combo truss head M6x25mm, bronzed</i> |
| 16 | 6 x VTM0640BPCFB | Vite TBL COMBI DS M6x40mm, brunita
<i>Screw wide combo truss head M6x40mm, bronzed</i> |
| 17 | 4 x VTM0812BPBFB | Vite TBEI DS M8x12mm, brunita
<i>Screw hex recess truss head M8x12mm, bronzed</i> |

KIT 197 TEXAS/A

WAITING

Schienale alto, slitta, sedile Wait
High back, cantilever, Wait seat



- 01 1 x TLF078FC Slitta TEXAS, Ø 25mm, piedini assemblati, cromata
TEXAS cantilever, Ø 25mm, assembled glides, chromed
- 02 1 x SSS337ANR Sottosedile WAIT, nero
WAIT outer seat, black
- 03 1 x SDI149A Schiumato sedile WAIT con inserto (cantilever)
WAIT seat foam with insert (cantilever) D.60
- 04 1 x SHL284F5BG Schienale TEXAS alto per versione slitta, legno grezzo, 4 borchie
TEXAS high backrest for cantilever, 4 t-nuts, raw wood
- 05 2 x ACM206FC Piastrina per fissaggio schienale TEXAS cantilever, cromata
Small plate for TEXAS cantilever back, chromed
- 06 2 x BRP193A50ANR Bracciolo CONO per slitta, nero (ambidestro)
CONO armrest for cantilever D.25mm, black (L&R hands)
- 07 8 x VTM0412BPXFB Vite truciolare TC+ 4x12mm, brunita
Chipboard screw PZ pan head 4x12mm, bronzed
- 08 4 x VTM0520BPCFZ Vite TB COMBI FR M5x20mm, zincata
Chipboard screw PZ combo truss head M5x20mm, bronzed
- 09 4 x VTM0616PSBFZ Vite M06X16mm (piana svasata, testa esagonale, ferro zincato)
Flared hexagonal head screw in zinc-plated, M 6x16mm
- 10 4 x VTM0635PSBFZ Vite TPSEI M6x35mm, zincata
Screw bevelled hex recess flat head M6x35mm, zinc-plated
- 11 2 x VTM0840PPBFZ Vite TPEIS M8x40mm, zincata
Screw bevelled hex recess flat head M8x40mm, zinc-plated

KIT 196 TEXAS/A

WAITING

Schienale basso, slitta, sedile Wait
Low seatback, cantilever, Wait seat



- 01 1 x TLF078FC Slitta TEXAS, Ø 25mm, piedini assemblati, cromata
TEXAS cantilever, Ø 25mm, assembled glides, chromed
- 02 1 x SSS337ANR Sottosedile WAIT, nero
WAIT outer seat, black
- 03 1 x SDI149A Schiumato sedile WAIT con inserto (cantilever)
WAIT seat foam with insert (cantilever) D.60
- 04 1 x SHL282F5BG Schienale TEXAS basso per versione slitta, legno grezzo, 4 borchie
TEXAS small backrest for cantilever, 4 t-nuts, raw wood
- 05 2 x ACM206FC Piastrina per fissaggio schienale TEXAS cantilever, cromata
Small plate for TEXAS cantilever back, chromed
- 06 2 x BRP193A50ANR Bracciolo CONO per slitta, nero (ambidestro)
CONO armrest for cantilever D.25mm, black (L&R hands)
- 07 8 x VTM0412BPXFB Vite truciolare TC+ 4x12mm, brunita
Chipboard screw PZ pan head 4x12mm, bronzed
- 08 4 x VTM0520BPCFZ Vite TB COMBI FR M5x20mm, zincata
Chipboard screw PZ combo truss head M5x20mm, bronzed
- 09 4 x VTM0616PSBFZ Vite M06X16mm (piana svasata, testa esagonale, ferro zincato)
Flared hexagonal head screw in zinc-plated, M 6x16mm
- 10 4 x VTM0635PSBFZ Vite TPSEI M6x35mm, zincata
Screw bevelled hex recess flat head M6x35mm, zinc-plated
- 11 2 x VTM0840PPBFZ Vite TPEIS M8x40mm, zincata
Screw bevelled hex recess flat head M8x40mm, zinc-plated


KIT 155 POP/E



KIT 154 POP/B01



KIT 154 POP/CO1



KIT 155 POP/F



KIT 154 POP/B01

T A S K
HIGHLINE

Schienale alto, base Loop nylon mini, meccanica Whale, sedile Chat, braccioli Orion regolabili
High back, nylon mini Loop base, Whale mechanism, Chat seat, Orion adjustable armrests

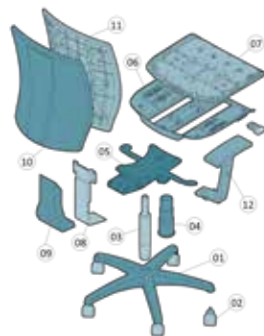


- 01 1 x BAY05301NR Base LOOP mini in nylon, nera
LOOP mini black nylon base
- 02 5 x RUP0051NR Ruota libera Ø 65mm, perno Ø 11mm
Free wheel castor Ø 65mm, pin Ø 11mm
- 03 1 x ALM31901 Alzata a gas 50x28x210mm rastremata, nera
Black tapered gas lift 50x28x210mm
- 04 1 x STP009ANR Soffietto telescopico a 3 stadi corto, Ø 50mm
Short telescopic bellows with 3 stage, Ø 50mm
- 05 1 x SYM04513 Meccanica synchro WHALE
WHALE synchronized mechanism
- 06 1 x SSP297ANR Sottosedile CHAT
CHAT seat outer
- 07 1 x SDZ114A98AH Sedile CHAT rinforzato, 14 borchie
CHAT reinforced seat, 14 T-nuts
- 08 1 x LRM061PNRS Lama regolabile, corsa 85 mm, fissaggio 100x30 mm, 120x50 mm
Adjustable back bar, run-range 85mm, fixing points 100x30mm, 120x50mm
- 09 1 x CLP011NR Coprilama CHAT
CHAT back bar cover
- 10 1 x SCP408ANR Coprischienale POP alto
POP high seatback cover
- 11 1 x SHZ117B67 Interno schienale rinforzato POP alto, per SCP408, con barre, 6 borchie
POP reinforced high inner backrest for SCP408, with metal bars, 6 t-nuts
- 12 2 x BRP218AAHANR Bracciolo regolabile ORION, staffa 10° integrata
ORION adjustable armrest, with integrated bracket 10°
- 13 7 x VTM0516BPCFB Vite hilo testa Ø10.5 TB+ 5x16mm, brunita
Hilo screw tip Ø10.5 truss head 5x16mm, bronzed
- 14 4 x VTM0616BPCFB Vite TBL COMBI DS M6x16mm, brunita
Screw wide combo truss head M6x16mm, bronzed
- 15 4 x VTM0620BPCFB Vite TBL COMBI DS M6x20mm, brunita
Screw wide combo truss head M6x20mm, bronzed
- 16 6 x VTM0645BPCFB Vite TBL COMBI DS M6x45mm, brunita
Screw wide combo truss head M6x45mm, bronzed
- 17 5 x VTM0812BPBFB Vite TBEI DS M8x12mm, brunita
Screw hex recess truss head M8x12mm, bronzed

KIT 154 POP/H

T A S K
HIGHLINE

Schienale alto, base Jamila, meccanica Turtle, sedile Ryde traslatore, braccioli Rainbow regolabili
High back, Jamila base, Turtle mechanism, Ryde sliding seat, Rainbow adjustable armrests



- 01 1 x BAY07401NR Base JAMILA in nylon Ø 600mm, nera
JAMILA black nylon base Ø600mm
- 02 5 x RUP0011NR Ruota libera Ø 50mm, perno Ø 11mm
Free wheel castor Ø 50mm, pin Ø 11mm
- 03 1 x ALM31901 Alzata a gas 50x28x210mm rastremata, nera
Black tapered gas lift 50x28x210mm
- 04 1 x STP001ANR Soffietto telescopico a 3 stadi piano, Ø 50mm
Flat telescopic bellows with 3 stage, Ø 50mm
- 05 1 x SYM03913 Meccanica synchro TURTLE
TURTLE synchronized mechanism
- 06 1 x SSP375ANR Sottosedile RYDE con traslatore
RYDE sliding seat outer
- 07 1 x SDZ177XACAH Sedile RYDE con traslatore, rinforzato, 18 borchie
RYDE reinforced sliding seat, 18 T-nuts
- 08 1 x LRM084ENR Lama regolabile per meccanica TURTLE
Adjustable back bar for TURTLE mechanism
- 09 1 x SFE062ANRB Soffietto TURTLE per BUG-INCA, larghezza 95mm
TURTLE bellows for BUG-INCA, width 95mm
- 10 1 x SCP408ANR Coprischienale POP alto
POP high seatback cover
- 11 1 x SHZ117B67 Interno schienale rinforzato POP alto, per SCP408, con barre, 6 borchie
POP reinforced high inner backrest for SCP408, with metal bars, 6 t-nuts
- 12 2 x BRP208AAHANR Bracciolo regolabile RAINBOW dx+sx, staffa 10° integrata
RAINBOW adjustable rh/lh armrest, with integrated bracket 10°
- 13 8 x VTM0516BPCFB Vite hilo testa Ø10.5 TB+ 5x16mm, brunita
Hilo screw tip Ø10.5 truss head 5x16mm, bronzed
- 14 8 x VTM0616BPCFB Vite TBL COMBI DS M6x16mm, brunita
Screw wide combo truss head M6x16mm, bronzed
- 15 6 x VTM0640BPCFB Vite TBL COMBI DS M6x40mm, brunita
Screw wide combo truss head M6x40mm, bronzed
- 16 3 x VTM0812BPBFB Vite TBEI DS M8x12mm, brunita
Screw hex recess truss head M8x12mm, bronzed
- 17 1 x SDI177A **Options**
Schiumato per sedile RYDE
Foam for RYDE seat

KIT 154 POP/C01

T A S K

Schienale alto, base Loop nylon mini, meccanica IBRA, sedile Chat, braccioli Lambda regolabili
 High back, nylon mini Loop base, IBRA mechanism, Chat seat, Lambda adjustable armrests

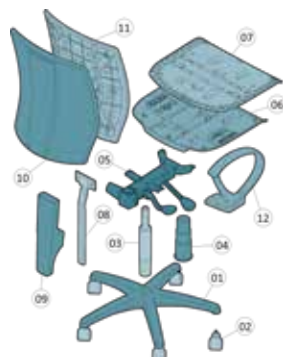


- 01 1 x BAY05301NR Base LOOP mini in nylon, nera
LOOP mini black nylon base
- 02 5 x RUP0051NR Ruota libera Ø 65mm, perno Ø 11mm
Free wheel castor Ø 65mm, pin Ø 11mm
- 03 1 x ALM31901 Alzata a gas 50x28x210mm rastremata, nera
Black tapered gas lift 50x28x210mm
- 04 1 x STP009ANR Soffietto telescopico a 3 stadi corto, Ø 50mm
Short telescopic bellows with 3 stage, Ø 50mm
- 05 1 x SYM03715A Meccanica IBRA, asincrona a 3 leve
IBRA asynchronous mechanism 3 levers
- 06 1 x SSP297ANR Sottosedile CHAT
CHAT seat outer
- 07 1 x SDZ114AA9AH Sedile CHAT rinforzato, 14 borchie
CHAT reinforced seat, 14 T-nuts
- 08 1 x ASM029TNR Estensore up&down completo di staffa di fissaggio, 100x30mm
Up-down extension with integrated bracket, 100x30mm
- 09 1 x SFE057ANR Soffietto IBRA
IBRA bellows
- 10 1 x SCP408ANR Coprischienale POP alto
POP high seatback cover
- 11 1 x SHZ117B67 Interno schienale rinforzato POP alto, per SCP408, con barre, 6 borchie
POP reinforced high inner backrest for SCP408, with metal bars, 6 t-nuts
- 12 2 x BRP198AAHANR Bracciolo regolabile 3D LAMBDA dx+sx, pad in poliuretano, staffa 10° integrata
3D LAMBDA rh/lh adjustable armrest with PU pad and integrated bracket 10°
- 13 7 x VTM0516BPCFB Vite hilo testa Ø10.5 TB+ 5x16mm, brunita
Hilo screw tip Ø10.5 truss head 5x16mm, bronzed
- 14 4 x VTM0616BPCFB Vite TBL COMBI DS M6x16mm, brunita
Screw wide combo truss head M6x16mm, bronzed
- 15 10 x VTM0625BPCFB Vite TBL COMBI DS M6x25mm, brunita
Screw wide combo truss head M6x25mm, bronzed

KIT 154 POP/F

T A S K

Schienale alto, base Jamila, meccanica Proxy due leve, sedile Ryde fisso, braccioli Flip
 High back, Jamila base, 2 levers Proxy mechanism, Ryde seat, Flip armrests



- 01 1 x BAY07401NR Base JAMILA in nylon Ø 600mm, nera
JAMILA black nylon base Ø600mm
- 02 5 x RUP0011NR Ruota libera Ø 50mm, perno Ø 11mm
Free wheel castor Ø 50mm, pin Ø 11mm
- 03 1 x ALM31701S Alzata a gas 50x28x230mm, corsa 135mm, nera, imballo su scatola
Gas lift 50x28x230mm, run 135mm, black, packed in box
- 04 1 x STP001ANR Soffietto telescopico a 3 stadi piano, Ø 50mm
Flat telescopic bellows with 3 stage, Ø 50mm
- 05 1 x SYM04215 Meccanica PROXY con movimento a contatto permanente
PROXY permanent contact
- 06 1 x SSP377ANR Sottosedile RYDE
RYDE seat outer
- 07 1 x SDZ178AACAH Sedile RYDE, rinforzato, 18 borchie
RYDE reinforced seat, 18 T-nuts
- 08 1 x ASM037PNR Asta a T con piastrina saldata (serie PROXY)
"T" J-BAR with welded plate (PROXY series)
- 09 1 x SFE069ANR Soffietto RAMIRO (versione PROXY)
RAMIRO bellows (PROXY version)
- 10 1 x SCP408ANR Coprischienale POP alto
POP high seatback cover
- 11 1 x SHZ117B67 Interno schienale rinforzato POP alto, per SCP408, con barre, 6 borchie
POP reinforced high inner backrest for SCP408, with metal bars, 6 t-nuts
- 12 2 x BRP099C30ANR Bracciolo FLIP dx+sx, con staffa 10° integrata
FLIP armrest rh/lh, with integrated bracket 10°
- 13 8 x VTM0516BPCFB Vite hilo testa Ø10.5 TB+ 5x16mm, brunita
Hilo screw tip Ø10.5 truss head 5x16mm, bronzed
- 14 4 x VTM0616BPCFB Vite TBL COMBI DS M6x16mm, brunita
Screw wide combo truss head M6x16mm, bronzed
- 15 4 x VTM0630BPCFB Vite TBL COMBI DS M6x30mm, brunita
Screw wide combo truss head M6x30mm, bronzed
- 16 6 x VTM0640BPCFB Vite TBL COMBI DS M6x40mm, brunita
Screw wide combo truss head M6x40mm, bronzed
- 17 1 x SDI177A **Options**
Schiumato per sedile RYDE
Foam for RYDE seat

KIT 155 POP/H

T A S K HIGHLINE

Schienale basso, base Jamila, meccanica Turtle, sedile Ryde traslatore, braccioli Rainbow regolabili
 Low back, Jamila base, Turtle mechanism, Ryde sliding seat, Rainbow adjustable armrests



- 01 1 x BAY07401NR Base JAMILA in nylon Ø 600mm, nera
JAMILA black nylon base Ø600mm
- 02 5 x RUP0011NR Ruota libera Ø 50mm, perno Ø 11mm
Free wheel castor Ø 50mm, pin Ø 11mm
- 03 1 x ALM90201 Alzata a gas 50x28x185mm, classe III, corsa 80mm, nera
Gas lift 50x28x185mm, class III, run 80mm, black
- 04 1 x STP001ANR Soffietto telescopico a 3 stadi piano, Ø 50mm
Flat telescopic bellow with 3 stage, Ø 50mm
- 05 1 x SYM03913 Meccanica synchro TURTLE
TURTLE synchronized mechanism
- 06 1 x SSP375ANR Sottosedile RYDE con traslatore
RYDE sliding seat outer
- 07 1 x SDZ177XACAH Sedile RYDE con traslatore, rinforzato, 18 borchie
RYDE reinforced sliding seat, 18 T-nuts
- 08 1 x LRM084ENR Lama regolabile per meccanica TURTLE
Adjustable back bar for TURTLE mechanism
- 09 1 x SFE062ANRB Soffietto TURTLE per BUG-INCA, larghezza 95mm
TURTLE bellow for BUG-INCA, width 95mm
- 10 1 x SCP406ANR Coprischienale POP basso
POP low seatback cover
- 11 1 x SHZ115B67 Interno schienale rinforzato POP basso, per SCP406, con barre, 6 borchie
POP reinforced low inner backrest for SCP406, with metal bars, 6 t-nuts
- 12 2 x BRP208AAHANR Bracciolo regolabile RAINBOW dx+sx, staffa 10° integrata
RAINBOW adjustable rh/lh armrest, with integrated bracket 10°
- 13 8 x VTM0516BPCFB Vite hilo testa Ø10.5 TB+ 5x16mm, brunita
Hilo screw tip Ø10.5 truss head 5x16mm, bronzed
- 14 8 x VTM0616BPCFB Vite TBL COMBI DS M6x16mm, brunita
Screw wide combo truss head M6x16mm, bronzed
- 15 6 x VTM0640BPCFB Vite TBL COMBI DS M6x40mm, brunita
Screw wide combo truss head M6x40mm, bronzed
- 16 3 x VTM0812BPBFB Vite TBEI DS M8x12mm, brunita
Screw hex recess truss head M8x12mm, bronzed
- 17 1 x SDI177A **Options**
Schiumato per sedile RYDE
Foam for RYDE seat

KIT 155 POP/F

T A S K

Schienale basso, base Jamila, meccanica Proxy due leve, sedile Ryde fisso, braccioli Flip
 Low back, Jamila base, 2 levers Proxy mechanism, Ryde seat, Flip armrests



- 01 1 x BAY07401NR Base JAMILA in nylon Ø 600mm, nera
JAMILA black nylon base Ø600mm
- 02 5 x RUP0011NR Ruota libera Ø 50mm, perno Ø 11mm
Free wheel castor Ø 50mm, pin Ø 11mm
- 03 1 x ALM31701S Alzata a gas 50x28x230mm, corsa 135mm, nera, imballo su scatola
Gas lift 50x28x230mm, run 135mm, black, packed in box
- 04 1 x STP001ANR Soffietto telescopico a 3 stadi piano, Ø 50mm
Flat telescopic bellow with 3 stage, Ø 50mm
- 05 1 x SYM04215 Meccanica PROXY con movimento a contatto permanente
PROXY permanent contact
- 06 1 x SSP377ANR Sottosedile RYDE
RYDE seat outer
- 07 1 x SDZ178AACAH Sedile RYDE, rinforzato, 18 borchie
RYDE reinforced seat, 18 T-nuts
- 08 1 x ASM037PNR Asta a T con piastrina saldata (serie PROXY)
"T" J-BAR with welded plate (PROXY series)
- 09 1 x SFE069ANR Soffietto RAMIRO (versione PROXY)
RAMIRO bellow (PROXY version)
- 10 1 x SCP406ANR Coprischienale POP basso
POP low seatback cover
- 11 1 x SHZ115B67 Interno schienale rinforzato POP basso, per SCP406, con barre, 6 borchie
POP reinforced low inner backrest for SCP406, with metal bars, 6 t-nuts
- 12 2 x BRP099C30ANR Bracciolo FLIP dx+sx, con staffa 10° integrata
FLIP armrest rh/lh, with integrated bracket 10°
- 13 8 x VTM0516BPCFB Vite hilo testa Ø10.5 TB+ 5x16mm, brunita
Hilo screw tip Ø10.5 truss head 5x16mm, bronzed
- 14 4 x VTM0616BPCFB Vite TBL COMBI DS M6x16mm, brunita
Screw wide combo truss head M6x16mm, bronzed
- 15 4 x VTM0630BPCFB Vite TBL COMBI DS M6x30mm, brunita
Screw wide combo truss head M6x30mm, bronzed
- 16 6 x VTM0640BPCFB Vite TBL COMBI DS M6x40mm, brunita
Screw wide combo truss head M6x40mm, bronzed
- 17 1 x SDI177A **Options**
Schiumato per sedile RYDE
Foam for RYDE seat

KIT 155 POP/A

T A S K

Schienale basso, base Loop nylon mini, CP Eco-Fulcro, sedile Chat per pulsante, braccioli Chat
 Low back, nylon mini Loop base, Eco-Fulcro permanent contact, Chat seat for button, Chat armrests

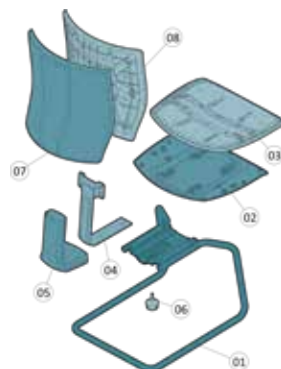


- 01 1 x BAY05301NR Base LOOP mini in nylon, nera
LOOP mini black nylon base
- 02 5 x RUP0051NR Ruota libera Ø 65mm, perno Ø 11mm
Free wheel castor Ø 65mm, pin Ø 11mm
- 03 1 x ALM31901 Alzata a gas 50x28x210mm rastremata, nera
Black tapered gas lift 50x28x210mm
- 04 1 x STP009ANR Soffietto telescopico a 3 stadi corto, Ø 50mm
Short telescopic bellows with 3 stage, Ø 50mm
- 05 1 x PSM00215NR Piastra cono Ø 28mm, leva a "S", spessore 3mm
Seat plate cone Ø28mm, "S" shaped lever, thickness 3mm
- 06 1 x SSP299ANR Sottosedile CHAT per pulsante
CHAT push-button seat outer
- 07 1 x ACY665NR Pulsante CHAT
CHAT push-button
- 08 1 x SDZ114A98AH Sedile CHAT rinforzato, 14 borchie
CHAT reinforced seat, 14 T-nuts
- 09 1 x CPMF55NR Contatto permanente ECO-FULCRO
ECO-FULCRO permanent contact
- 10 1 x ASM027ZFZ Estensore JET completo di staffa di fissaggio, 100x30mm
"JET" extension with integrated bracket, 100x30mm
- 11 1 x VLP3F5NR Volantino serie 300, A=Ø50mm, B=M8x30mm, C=30mm, H=26mm
Handwheel series 300, A=Ø50mm, B=M8x30mm, C=30mm, H=26mm, black
- 12 1 x VLP3C2NRL Volantino serie 300L, A=Ø50mm, B=M8x16mm, C=8mm, H=26mm
Handwheel series 300L, A=Ø50mm, B=M8x16mm, C=8mm, H=26mm, black
- 13 1 x SCP406ANR Coprischienale POP basso
POP low seatback cover
- 14 1 x SHZ115B67 Interno schienale rinforzato POP basso, per SCP406, con barre, 6 borchie
POP reinforced low inner backrest for SCP406, with metal bars, 6 t-nuts
- 15 2 x BRY157AAHANR Bracciolo CHAT con staffa integrata
CHAT armrest with integrated bracketed
- 16 7 x VTM0516BPCFB Vite hilo testa Ø10.5 TB+ 5x16mm, brunita
Hilo screw tip Ø10.5 truss head 5x16mm, bronzed
- 17 8 x VTM0616BPCFB Vite TBL COMBI DS M6x16mm, brunita
Screw wide combo truss head M6x16mm, bronzed
- 18 6 x VTM0650BPCFB Vite TBL COMBI M6x50mm, brunita
Screw wide combo truss head M6x50, m bronzed

KIT 155 POP/E

WAITING

Schienale basso, slitta Visi, sedile Chat
 Low back, cantilever Visi, Chat seat



- 01 1 x TLF011FC Slitta cromata, con piastra saldata Ø 25mm, con piedini
Chromed cantilever with welded plate and feet, Ø 25mm
- 02 1 x SSP297ANR Sottosedile CHAT
CHAT seat outer
- 03 1 x SDZ114A98AH Sedile CHAT rinforzato, 14 borchie
CHAT reinforced seat, 14 T-nuts
- 04 1 x LMM065PNR Lama fissa, larghezza 60mm, fissaggio 100x30mm, 120x50mm
Fixed back bar, width 60mm, fixing points 100x30mm, 120x50mm
- 05 1 x CLP011NR Coprilama CHAT
CHAT back bar cover
- 06 1 x VLP3F5NR Volantino serie 300, A=Ø50mm, B=M8x30mm, C=30mm, H=26mm
Handwheel series 300, A=Ø50mm, B=M8x30mm, C=30mm, H=26mm, black
- 07 1 x SCP406ANR Coprischienale POP basso
POP low seatback cover
- 08 1 x SHZ115B67 Interno schienale rinforzato POP basso, per SCP406, con barre, 6 borchie
POP reinforced low inner backrest for SCP406, with metal bars, 6 t-nuts
- 09 7 x VTM0516BPCFB Vite hilo testa Ø10.5 TB+ 5x16mm, brunita
Hilo screw tip Ø10.5 truss head 5x16mm, bronzed
- 10 4 x VTM0616BPCFB Vite TBL COMBI DS M6x16mm, brunita
Screw wide combo truss head M6x16mm, bronzed
- 11 4 x VTM0620BPCFB Vite TBL COMBI DS M6x20mm, brunita
Screw wide combo truss head M6x20mm, bronzed

KIT074INDIA/DL



KIT 074 INDIA/B



KIT 074 INDIA/C

KIT 074 INDIA/D



KIT 074 INDIA/DL

T A S K
HIGHLINE

Base Arco nylon large, meccanica Whale, sedile Essentia, braccioli Arc, poggiatesti Eclipse
Nylon large Arco base, Whale mechanism, Essentia seat, Arc armrests, Eclipse lumbar support




- | | | |
|----|------------------|--|
| 01 | 1 x BAY01901NR | Base ARCO large in nylon, nera
ARCO large black nylon base |
| 02 | 5 x RUP0011NR | Ruota libera Ø 50mm, perno Ø 11mm
Free wheel castor Ø 50mm, pin Ø 11mm |
| 03 | 1 x ALM31901 | Alzata a gas 50x28x210mm rastremata, nera
Black tapered gas lift 50x28x210mm |
| 04 | 1 x STP009ANR | Soffietto telescopico a 3 stadi corto, Ø 50mm
Short telescopic bellows with 3 stage, Ø 50mm |
| 05 | 1 x SYM04513 | Meccanica synchro WHALE
WHALE synchronized mechanism |
| 06 | 1 x SSP207ANR | Sottosedile ESSENTIA, (per braccioli inclinazione 15°)
ESSENTIA seat outer, (15° armrest inclination) |
| 07 | 1 x SDZ049A98AH | Sedile ESSENTIA rinforzato, 14 borchie
ESSENTIA reinforced seat, 14 T-nuts |
| 08 | 1 x TLF025NRA | Cornice schienale INDIA per meccanica synchro
INDIA seatback frame for synchronized mechanism |
| 09 | 1 x ACT514NR | Rete schienale India
INDIA net upholstery |
| 10 | 1 x ACP366NR | Poggiatesti ECLIPSE
ECLIPSE lumbar support |
| 11 | 2 x ACU367NR | Coppia guide per poggiatesti ECLIPSE
ECLIPSE sliding parts RH/LH |
| 12 | 1 x ACP368NRA | Copri guide ECLIPSE
ECLIPSE cover guide |
| 13 | 1 x ACP369NR | Volantino ECLIPSE
ECLIPSE handwheel |
| 14 | 1 x ACP368NRB | Tapppo guide ECLIPSE
ECLIPSE cap guide |
| 15 | 2 x BRP118AAHANR | Bracciolo ARC
ARC armrest |
| 16 | 1 x ACM047FZ | Confezione viteria per poggiatesti ECLIPSE
ECLIPSE screws for lumbar support |
| 17 | 2 x VTM0516BPCFB | Vite hilo testa Ø10.5 TB+ 5x16mm, brunita
Hilo screw tip Ø10.5 truss head 5x16mm, bronzed |
| 18 | 4 x VTM0635BPCFB | Vite TBL COMBI DS M6x35mm, brunita
Screw wide combo truss head M6x35mm, bronzed |
| 19 | 6 x VTM0640BPCFB | Vite TBL COMBI DS M6x40mm, brunita
Screw wide combo truss head M6x40mm, bronzed |
| 20 | 4 x VTM0812BPBFB | Vite TBEI DS M8x12mm, brunita
Screw hex recess truss head M8x12mm, bronzed |
| 21 | 1 x SDI049B | Options
Sedile schiumato per ESSENTIA/QUATTRO
Seat foam for ESSENTIA/QUATTRO |

KIT 074 INDIA/D

T A S K
HIGHLINE

Base Arco nylon large, meccanica Whale, braccioli Arc
Nylon large Arco base, Whale mechanism, Arc armrests



- | | | |
|----|------------------|--|
| 01 | 1 x BAY01901NR | Base ARCO large in nylon, nera
ARCO large black nylon base |
| 02 | 5 x RUP0011NR | Ruota libera Ø 50mm, perno Ø 11mm
Free wheel castor Ø 50mm, pin Ø 11mm |
| 03 | 1 x ALM31901 | Alzata a gas 50x28x210mm rastremata, nera
Black tapered gas lift 50x28x210mm |
| 04 | 1 x STP009ANR | Soffietto telescopico a 3 stadi corto, Ø 50mm
Short telescopic bellows with 3 stage, Ø 50mm |
| 05 | 1 x SYM04513 | Meccanica synchro WHALE
WHALE synchronized mechanism |
| 06 | 1 x SSP207ANR | Sottosedile ESSENTIA, (per braccioli inclinazione 15°)
ESSENTIA seat outer, (15° armrest inclination) |
| 07 | 1 x SDZ049A98AH | Sedile ESSENTIA rinforzato, 14 borchie
ESSENTIA reinforced seat, 14 T-nuts |
| 08 | 1 x TLF025NRA | Cornice schienale INDIA per meccanica synchro
INDIA seatback frame for synchronized mechanism |
| 09 | 1 x ACT514NR | Rete schienale India
INDIA net upholstery |
| 10 | 2 x BRP118AAHANR | Bracciolo ARC
ARC armrest |
| 11 | 2 x VTM0516BPCFB | Vite hilo testa Ø10.5 TB+ 5x16mm, brunita
Hilo screw tip Ø10.5 truss head 5x16mm, bronzed |
| 12 | 4 x VTM0635BPCFB | Vite TBL COMBI DS M6x35mm, brunita
Screw wide combo truss head M6x35mm, bronzed |
| 13 | 6 x VTM0640BPCFB | Vite TBL COMBI DS M6x40mm, brunita
Screw wide combo truss head M6x40mm, bronzed |
| 14 | 4 x VTM0812BPBFB | Vite TBEI DS M8x12mm, brunita
Screw hex recess truss head M8x12mm, bronzed |
| 15 | 1 x SDI049B | Options
Sedile schiumato per ESSENTIA/QUATTRO
Seat foam for ESSENTIA/QUATTRO |

KIT 074 INDIA/B

T A S K
H I G H L I N E

Base Arco nylon large, piastra dattilo, sedile Essentia, braccioli Arc
Nylon large Arco base, seat plate, Essentia seat, Arc armrests



- 01 1 x BAY01901NR Base ARCO large in nylon, nera
ARCO large black nylon base
- 02 5 x RUP0011NR Ruota libera Ø 50mm, perno Ø 11mm
Free wheel castor Ø 50mm, pin Ø 11mm
- 03 1 x ALM31701S Alzata a gas 50x28x230mm, corsa 135mm, nera, imballo su scatola
Gas lift 50x28x230mm, run 135mm, black, packed in box
- 04 1 x STP001ANR Soffietto telescopico a 3 stadi piano, Ø 50mm
Flat telescopic bellow with 3 stage, Ø 50mm
- 05 1 x VLP3F5NR Volantino serie 300, A=Ø50mm, B=M8x30mm, C=30mm, H=26mm
Handwheel series 300, A=Ø50mm, B=M8x30mm, C=30mm, H=26mm, black
- 06 1 x PSM03015NR Piastra dattilo ECO cono Ø 28mm con leva, spessore 2.7mm
ECO seat plate cone Ø28mm, with lever, thickness 2.7mm
- 07 1 x SSP207ANR Sottosedile ESSENTIA, (per braccioli inclinazione 15°)
ESSENTIA seat outer, (15° armrest inclination)
- 08 1 x SDZ049A78AH Sedile ESSENTIA rinforzato, 14 borchie
ESSENTIA reinforced seat, 14 T-nuts
- 09 1 x TLF025NRPG Cornice schienale INDIA per piastra dattilo
INDIA seatback frame for dattilo chair plate
- 10 1 x ACT514NR Rete schienale India
INDIA net upholstery
- 11 2 x BRP118AAHANR Bracciolo ARC
ARC armrest
- 12 2 x VTM0516BPCFB Vite hilo testa Ø10.5 TB+ 5x16mm, brunita
Hilo screw tip Ø10.5 truss head 5x16mm, bronzed
- 13 4 x VTM0635BPCFB Vite TBL COMBI DS M6x35mm, brunita
Screw wide combo truss head M6x35mm, bronzed
- 14 6 x VTM0640BPCFB Vite TBL COMBI DS M6x40mm, brunita
Screw wide combo truss head M6x40mm, bronzed
- 15 1 x SDI049B **Options**
Sedile schiumato per ESSENTIA/QUATTRO
Seat foam for ESSENTIA/QUATTRO

KIT 074 INDIA/C

WAITING

Slitta Shell, sedile Essentia
Cantilever, Essentia seat



- 01 1 x TLF016FC Slitta SHELL cromata Ø 20mm, con piedini
SHELL chromed cantilever with feet, Ø20mm
- 02 1 x BRP092A50DNR Pad destro per slitta SHELL
Right pad for SHELL cantilever
- 02 1 x BRP092A50SNR Pad sinistro per slitta SHELL
Left pad for SHELL cantilever
- 03 1 x SSP207ANR Sottosedile ESSENTIA, (per braccioli inclinazione 15°)
ESSENTIA seat outer, (15° armrest inclination)
- 04 1 x SDZ049A78AH Sedile ESSENTIA rinforzato, 14 borchie
ESSENTIA reinforced seat, 14 T-nuts
- 05 1 x TLF025NRPG Cornice schienale INDIA per piastra dattilo
INDIA seatback frame for dattilo chair plate
- 06 1 x ACT514NR Rete schienale India
INDIA net upholstery
- 07 1 x VLP3F5NR Volantino serie 300, A=Ø50mm, B=M8x30mm, C=30mm, H=26mm, black
Handwheel series 300, A=Ø50mm, B=M8x30mm, C=30mm, H=26mm, black
- 08 4 x VTM0420BSXFB Vite truciolare TGS+ 4x20mm, brunita
Chipboard screw PZ raised countersunk head 4x20mm, bronzed
- 09 2 x VTM0516BPCFB Vite hilo testa Ø10.5 TB+ 5x16mm, brunita
Hilo screw tip Ø10.5 truss head 5x16mm, bronzed
- 10 4 x VTM0635BPCFB Vite TBL COMBI DS M6x35mm, brunita
Screw wide combo truss head M6x35mm, bronzed
- 11 1 x SDI049B **Options**
Sedile schiumato per ESSENTIA/QUATTRO
Seat foam for ESSENTIA/QUATTRO

KIT 141 C2/B



KIT 141 C2/E



■ KIT 141 C2/C



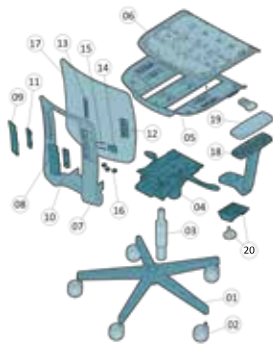
B

C2

KIT 141 C2/E

T A S K HIGHLINE

Base Loop maxi alluminio, meccanica Whale, sedile traslatore Ryde, schienale in legno, braccioli Zodiac reg. alluminio
Nylon mini Loop base, Whale mechanism, Ryde seat, wood back, Zodiac armrests



- | | | |
|----|------------------|---|
| 01 | 1 x BAM05401AL | Base LOOP maxi in alluminio
LOOP maxi aluminium base |
| 02 | 5 x RUP1051NR | Ruota libera in gomma Ø 65mm, perno Ø 11mm
Rubber free wheel castor Ø 65mm, pin Ø 11mm |
| 03 | 1 x ALM31901FC | Alzata a gas 50x28x210mm rastremata, cromata
Chromed tapered gas lift, 50x28x210mm |
| 04 | 1 x SYM04513 | Meccanica synchro WHALE
WHALE synchronized mechanism |
| 05 | 1 x SSP375ANR | Sottosedile RYDE con traslatore
RYDE sliding seat outer |
| 06 | 1 x SDZ177XACA | Sedile RYDE con traslatore, rinforzato, 18 borchie
RYDE reinforced sliding seat, 18 T-nuts |
| 07 | 1 x SCY392ANR | Cornice schienale C2
C2 seatback frame |
| 08 | 1 x ACY737NRDX | Carter per schienale C2, lato destro
C2 seatback carter, RH side |
| 09 | 1 x ACY737NRSX | Carter per schienale C2, lato sinistro
C2 seatback carter, LH side |
| 10 | 1 x ACY738NRDX | Regolazione schienale C2, lato destro esterno
C2 seatback control for external RH side |
| 11 | 1 x ACY738NRSX | Regolazione schienale C2, lato sinistro esterno
C2 seatback control for external LH side |
| 12 | 1 x ACY739NRDX | Regolazione schienale C2, lato destro interno
C2 seatback control for internal RH side |
| 13 | 1 x ACY739NRSX | Regolazione schienale C2, lato sinistro interno
C2 seatback control for internal LH side |
| 14 | 1 x ACY740NR | Pulsante laterale schienale C2
C2 seatback side push-button |
| 15 | 2 x MLM006FG | Molla per pulsante di regolazione schienale C2
Spring for push-button control for the C2 seatback |
| 16 | 3 x ACM771FZ | Dado quadro per fissaggio supporto schienale C2
C2 metal plate for back support fixing |
| 17 | 1 x SHL127AE67 | Schienale in legno multistrato C2 versione quadro, 6 borchie
C2 seatback square version in plywood, 6 T-nuts |
| 18 | 2 x BRY212CAHANR | Bracciolo regolabile 2D ZODIAC dx+sx, staffa 10° alluminio integrata
2D ZODIAC adjustable rh/lh armrest, with integrated aluminium bracket 10° |
| 19 | 2 x ACU185NR | Pad in poliuretano ZODIAC
ZODIAC polyurethane pad |
| 20 | 2 x ACY859NRA | Blocco per regolazione in larghezza dei braccioli con inclinazione 10°
Block for control for width of armrests (10° inclination) |
| 21 | 8 x VTM0516BPCFB | Vite hilo testa Ø10.5 TB+ 5x16mm, brunita
Hilo screw tip Ø10.5 truss head 5x16mm, bronzed |
| 22 | 4 x VTM0620BPCFB | Vite TBL COMBI DS M6x20mm, brunita
Screw wide combo truss head M6x20mm, bronzed |
| 23 | 2 x VTM0625PPBFB | Vite TCEI M6x25mm, brunita
Screw allen socket head M6x25, bronzed |
| 24 | 4 x VTM0630PPBFB | Vite TCEI M6x30mm, brunita
Screw allen socket head M6x30mm, bronzed |
| 25 | 6 x VTM0640BPCFB | Vite TBL COMBI DS M6x40mm, brunita
Screw wide combo truss head M6x40mm, bronzed |
| 26 | 3 x VTM0825PPBFB | Vite TCEI M8x25mm, brunita
Screw allen socket head M8x25mm, bronzed |
| 27 | 1 x SDI177A | Options
Schiumato per sedile RYDE
Foam for RYDE seat |

KIT 141 C2/B

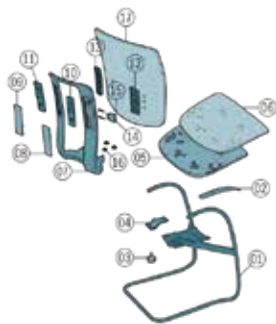
T A S K HIGHLINE

Base Loop nylon maxi, meccanica Whale, sedile Ryde fisso, schienale in legno, braccioli Zodiac fissi
Nylon mini Loop base, Whale mechanism, Ryde seat, wood back, Zodiac armrests




- | | | |
|----|------------------|---|
| 01 | 1 x BAY05201NR | Base LOOP maxi in nylon, nera
LOOP maxi black nylon base |
| 02 | 5 x RUP0051NR | Ruota libera Ø 65mm, perno Ø 11mm
Free wheel castor Ø 65mm, pin Ø 11mm |
| 03 | 1 x ALM31901 | Alzata a gas 50x28x210mm rastremata, nera
Black tapered gas lift 50x28x210mm |
| 04 | 1 x STP009ANR | Soffietto telescopico a 3 stadi corto, Ø 50mm
Short telescopic bellow with 3 stage, Ø 50mm |
| 05 | 1 x SYM04513 | Meccanica synchro WHALE
WHALE synchronized mechanism |
| 06 | 1 x SSP377ANR | Sottosedile RYDE
RYDE seat outer |
| 07 | 1 x SDZ178AACAH | Sedile RYDE, rinforzato, 18 borchie
RYDE reinforced seat, 18 T-nuts |
| 08 | 1 x SCY392ANR | Cornice schienale C2
C2 seatback frame |
| 09 | 1 x SHL127AE67 | Schienale in legno multistrato C2 versione quadro, 6 borchie
C2 seatback square version in plywood, 6 T-nuts |
| 10 | 1 x ACY737NRDX | Carter per schienale C2, lato destro
C2 seatback carter, RH side |
| 11 | 1 x ACY737NRSX | Carter per schienale C2, lato sinistro
C2 seatback carter, LH side |
| 12 | 1 x ACY738NRDX | Regolazione schienale C2, lato destro esterno
C2 seatback control for external RH side |
| 13 | 1 x ACY738NRSX | Regolazione schienale C2, lato sinistro esterno
C2 seatback control for external LH side |
| 14 | 1 x ACY739NRDX | Regolazione schienale C2, lato destro interno
C2 seatback control for internal RH side |
| 15 | 1 x ACY739NRSX | Regolazione schienale C2, lato sinistro interno
C2 seatback control for internal LH side |
| 16 | 1 x ACY740NR | Pulsante laterale schienale C2
C2 seatback side push-button |
| 17 | 2 x MLM006FG | Molla per pulsante di regolazione schienale C2
Spring for push-button control for the C2 seatback |
| 18 | 3 x ACM771FZ | Dado quadro per fissaggio supporto schienale C2
C2 metal plate for back support fixing |
| 19 | 2 x BRY211AAHANR | Bracciolo fisso ZODIAC dx+sx, con staffa 10° integrata
ZODIAC fixed rh/lh armrest, with integrated bracket 10° |
| 20 | 2 x ACY184NR | Pad in nylon ZODIAC
ZODIAC nylon pad |
| 21 | 8 x VTM0516BPCFB | Vite hilo testa Ø10.5 TB+ 5x16mm, brunita
Hilo screw tip Ø10.5 truss head 5x16mm, bronzed |
| 22 | 4 x VTM0620BPCFB | Vite TBL COMBI DS M6x20mm, brunita
Screw wide combo truss head M6x20mm, bronzed |
| 23 | 2 x VTM0625PPBFB | Vite TCEI M6x25mm, brunita
Screw allen socket head M6x25, bronzed |
| 24 | 4 x VTM0630PPBFB | Vite TCEI M6x30mm, brunita
Screw allen socket head M6x30mm, bronzed |
| 25 | 6 x VTM0640BPCFB | Vite TBL COMBI DS M6x40mm, brunita
Screw wide combo truss head M6x40mm, bronzed |
| 26 | 3 x VTM0825PPBFB | Vite TCEI M8x25mm, brunita
Screw allen socket head M8x25mm, bronzed |
| 27 | 1 x SDI177A | Options
Schiumato per sedile RYDE
Foam for RYDE seat |


Versione slitta Shell, sedile Scudo,
schienale in legno
Cantilever, Scudo seat, wood back



- 01 1 x TLF016FC Slitta SHELL cromata Ø 20mm, con piedini
SHELL chromed cantilever with feet, Ø20mm
- 02a 1 x BRP092A50DNR Pad destro per slitta SHELL
Right pad for SHELL cantilever
- 02b 1 x BRP092A50SNR Pad sinistro per slitta SHELL
Left pad for SHELL cantilever
- 03 1 x VLP3F5NR Volantino serie 300, A=Ø50mm, B=M8x30mm, C=30mm, H=26mm
Handwheel series 300, A=Ø50mm, B=M8x30mm, C=30mm, H=26mm, black
- 04 1 x LMM076JNR Lama fissa, larghezza 80/60mm
Fixed back bar, width 80/60mm
- 05 1 x SSP199ANR Sottosedile SCUDO
SCUDO seat outer
- 06 1 x SDZ039A98AH Sedile SCUDO rinforzato, 14 borchie
SCUDO reinforced seat, 14 T-nuts
- 07 1 x SCY392ANR Cornice schienale C2
C2 seatback frame
- 08 1 x ACY737NRDX Carter per schienale C2, lato destro
C2 seatback carter, RH side
- 09 1 x ACY737NRSX Carter per schienale C2, lato sinistro
C2 seatback carter, LH side
- 10 1 x ACY738NRDX Regolazione schienale C2, lato destro esterno
C2 seatback control for external RH side
- 11 1 x ACY738NRSX Regolazione schienale C2, lato sinistro esterno
C2 seatback control for external LH side
- 12 1 x ACY739NRDX Regolazione schienale C2, lato destro interno
C2 seatback control for internal RH side
- 13 1 x ACY739NRSX Regolazione schienale C2, lato sinistro interno
C2 seatback control for internal LH side
- 14 1 x ACY740NR Pulsante laterale schienale C2
C2 seatback side push-button
- 15 2 x MLM006FG Molla per pulsante di regolazione schienale C2
Spring for push-button control for the C2 seatback
- 16 3 x ACM771FZ Dado quadro per fissaggio supporto schienale C2
C2 metal plate for back support fixing
- 17 1 x SHL127AE67 Schienale in legno multistrato C2 versione quadro, 6 borchie
C2 seatback square version in plywood, 6 T-nuts
- 18 4 x VTM0420BSXFB Vite truciolare TGS+ 4x20mm, brunita
Chipboard screw PZ raised countersunk head 4x20mm, bronzed
- 19 4 x VTM0620BPCFB Vite TBL COMBI DS M6x20mm, brunita
Screw wide combo truss head M6x20mm, bronzed
- 20 2 x VTM0625PPBFB Vite TCEI M6x25mm, brunita
Screw allen socket head M6x25, bronzed
- 21 4 x VTM0630BPCFB Vite TBL COMBI DS M6x30mm, brunita
Screw wide combo truss head M6x30mm, bronzed
- 22 3 x VTM0825PPBFB Vite TCEI M8x25mm, brunita
Screw allen socket head M8x25mm, bronzed

 KIT 158 ATLANTIA/B



 KIT 158 ATLANTIA/E



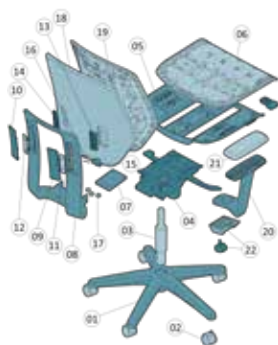
B

ATLANTIA

KIT 158 ATLANTIA/E

T A S K
HIGHLINE

Base Punta alluminio, meccanica Whale, sedile traslatore Ryde, braccioli Zodiac regolabili in alluminio
Punta nylon base maxi, Whale mechanism, Ryde slide seat, adjustable armrest aluminium Zodiac




- 01 1 x BAM07001AL Base PUNTA Ø 680mm, alluminio
PUNTA base Ø 680mm, aluminium
- 02 5 x RUP0021NR Ruota libera in gomma Ø 50mm, perno Ø11mm
Rubber castor Ø 50mm, pin Ø 11mm
- 03 1 x ALM31901FC Alzata a gas 50x28x210mm rastremata, cromata
Chromed tapered gas lift, 50x28x210mm
- 04 1 x SYM04513 Meccanica synchro WHALE
WHALE synchronized mechanism
- 05 1 x SSP375ANR Sottosedile RYDE con traslatore / RYDE sliding seat outer
- 06 1 x SDZ177XACAH Sedile RYDE con traslatore, rinforzato, 18 borchie
RYDE reinforced sliding seat, 18 T-nuts
- 07 1 x LMM077KNR Lama fissa, 100x90mm / Fixed back bar, 100x90mm
- 08 1 x SCY392ANR Cornice schienale C2 / C2 seatback frame
- 09 1 x ACY737NRDX Carter per schienale C2, lato destro
C2 seatback carter, RH side
- 10 1 x ACY737NRSX Carter per schienale C2, lato sinistro
C2 seatback carter, LH side
- 11 1 x ACY738NRDX Regolazione schienale C2, lato destro esterno
C2 seatback control for external RH side
- 12 1 x ACY738NRSX Regolazione schienale C2, lato sinistro esterno
C2 seatback control for external LH side
- 13 1 x ACY739NRDX Regolazione schienale C2, lato destro interno
C2 seatback control for internal RH side
- 14 1 x ACY739NRSX Regolazione schienale C2, lato sinistro interno
C2 seatback control for internal LH side
- 15 1 x ACY740NR Pulsante laterale schienale C2 / C2 seatback side push-button
- 16 2 x MLM006FG Molla per pulsante di regolazione schienale C2
Spring for push-button control for the C2 seatback
- 17 3 x ACM771FZ Dado quadro per fissaggio supporto schienale C2
C2 metal plate for back support fixing
- 18 1 x SCP444ANR Coprischiena ATLANTIA
ATLANTIA seatback cover
- 19 1 x SHZ130A54 Schienale ATLANTIA rinforzato, 6 borchie
ATLANTIA reinforced seatback, 6 T-nuts
- 20 2 x BRY212CAHANR Bracciolo regolabile 2D ZODIAC dx+sx, staffa 10° alluminio integrata
2D ZODIAC adjustable rh/lh armrest, with integrated aluminium bracket 10°
- 21 2 x ACU185NR Pad in poliuretano ZODIAC / ZODIAC polyurethane pad
- 22 2 x ACY859NRA Blocco per regolazione in larghezza dei braccioli con inclinazione 10°
Block for control for width of armrests (10° inclination)
- 23 8 x VTM0516BPCFB Vite hilo testa Ø10.5 TB+ 5x16mm, brunita
Hilo screw tip Ø10.5 truss head 5x16mm, bronzed
- 24 4 x VTM0620BPCFB Vite TBL COMBI DS M6x20mm, brunita
Screw wide combo truss head M6x20mm, bronzed
- 25 2 x VTM0625PPBFB Vite TCEI M6x25mm, brunita
Screw allen socket head M6x25, bronzed
- 26 4 x VTM0630PPBFB Vite TCEI M6x30mm, brunita
Screw allen socket head M6x30mm, bronzed
- 27 6 x VTM0640BPCFB Vite TBL COMBI DS M6x40mm, brunita
Screw wide combo truss head M6x40mm, bronzed
- 28 3 x VTM0812BPBFB Vite TBEI DS M8x12mm, brunita
Screw hex recess truss head M8x12mm, bronzed
- 29 3 x VTM0825PPBFB Vite TCEI M8x25mm, brunita
Screw allen socket head M8x25mm, bronzed
- 30 1 x SDI177A Schiumato per sedile RYDE
Foam for RYDE seat
- 31 1 x SHI130A Schienale schiumato ATLANTIA
Back foam ATLANTIA

KIT 158 ATLANTIA/B

T A S K
HIGHLINE

Base Punta nylon maxi, meccanica Whale, sedile Ryde fisso, braccioli Zodiac fissi
Maxi Punta nylon base, Whale mechanism, Ryde fix seat, fix Zodiac armrest



- 01 1 x BAY06801NR Base PUNTA maxi, Ø 680mm, in nylon nera
PUNTA maxi base, Ø 680mm, nylon, black
- 02 5 x RUP0011NR Ruota libera Ø 50mm, perno Ø 11mm
Free wheel castor Ø 50mm, pin Ø 11mm
- 03 1 x ALM31901 Alzata a gas 50x28x210mm rastremata, nera
Black tapered gas lift 50x28x210mm
- 04 1 x STP009ANR Soffietto telescopico a 3 stadi corto, Ø 50mm
Short telescopic bellow with 3 stage, Ø 50mm
- 05 1 x SYM04513 Meccanica synchro WHALE
WHALE synchronized mechanism
- 06 1 x SSP377ANR Sottosedile RYDE
RYDE seat outer
- 07 1 x SDZ178AACAH Sedile RYDE, rinforzato, 18 borchie
RYDE reinforced seat, 18 T-nuts
- 08 1 x LMM077KNR Lama fissa, 100x90mm / Fixed back bar, 100x90mm
- 09 1 x SCY392ANR Cornice schienale C2 / C2 seatback frame
- 10 1 x ACY737NRDX Carter per schienale C2, lato destro
C2 seatback carter, RH side
- 11 1 x ACY737NRSX Carter per schienale C2, lato sinistro
C2 seatback carter, LH side
- 12 1 x ACY738NRDX Regolazione schienale C2, lato destro esterno
C2 seatback control for external RH side
- 13 1 x ACY738NRSX Regolazione schienale C2, lato sinistro esterno
C2 seatback control for external LH side
- 14 1 x ACY739NRDX Regolazione schienale C2, lato destro interno
C2 seatback control for internal RH side
- 15 1 x ACY739NRSX Regolazione schienale C2, lato sinistro interno
C2 seatback control for internal LH side
- 16 1 x ACY740NR Pulsante laterale schienale C2
C2 seatback side push-button
- 17 2 x MLM006FG Molla per pulsante di regolazione schienale C2
Spring for push-button control for the C2 seatback
- 18 3 x ACM771FZ Dado quadro per fissaggio supporto schienale C2
C2 metal plate for back support fixing
- 19 1 x SCP444ANR Coprischiena ATLANTIA
ATLANTIA seatback cover
- 20 1 x SHZ130A54 Schienale ATLANTIA rinforzato, 6 borchie
ATLANTIA reinforced seatback, 6 T-nuts
- 21 2 x BRY211AAHANR Bracciolo fisso ZODIAC dx+sx, con staffa 10° integrata
ZODIAC fixed rh/lh armrest, with integrated bracket 10°
- 22 2 x ACY184NR Pad in nylon ZODIAC / ZODIAC nylon pad
- 23 8 x VTM0516BPCFB Vite hilo testa Ø10.5 TB+ 5x16mm, brunita
Hilo screw tip Ø10.5 truss head 5x16mm, bronzed
- 24 4 x VTM0620BPCFB Vite TBL COMBI DS M6x20mm, brunita
Screw wide combo truss head M6x20mm, bronzed
- 25 2 x VTM0625PPBFB Vite TCEI M6x25mm, brunita
Screw allen socket head M6x25, bronzed
- 26 4 x VTM0630PPBFB Vite TCEI M6x30mm, brunita
Screw allen socket head M6x30mm, bronzed
- 27 6 x VTM0640BPCFB Vite TBL COMBI DS M6x40mm, brunita
Screw wide combo truss head M6x40mm, bronzed
- 28 3 x VTM0812BPBFB Vite TBEI DS M8x12mm, brunita
Screw hex recess truss head M8x12mm, bronzed
- 29 3 x VTM0825PPBFB Vite TCEI M8x25mm, brunita
Screw allen socket head M8x25mm, bronzed
- 30 1 x SDI177A Schiumato per sedile RYDE
Foam for RYDE seat
- 31 1 x SHI130A Schienale schiumato ATLANTIA
Back foam ATLANTIA

KIT 092 MELA/A




KIT 092 MELA/CD1



KIT 091 MELA/E



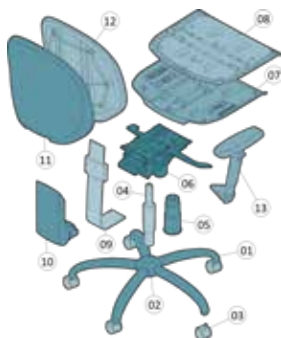
KIT 091 MELA/A



KIT 092 MELA/C01

T A S K HIGHLINE

Schienale alto, base Artica maxi, meccanica Whale, sedile Ryde fisso, braccioli Lambda regolabili con staffa cromata
 High back, maxi Artica base, Whale mechanism, Ryde seat, Lambda adjustable armrests with chromed bracket



- 01 1 x BAM60901FC Base ARTICA media, cromata
ARTICA medium chromed base
- 02 1 x CSP003NR Coprisaldatura base (modelli ALPHA - SPLASH - ARTICA)
Welding cover (models ALPHA - SPLASH - ARTICA)
- 03 5 x RUP0011NR Ruota libera Ø 50mm, perno Ø 11mm
Free wheel castor Ø 50mm, pin Ø 11mm
- 04 1 x ALM31901 Alzata a gas 50x28x210mm rastremata, nera
Black tapered gas lift 50x28x210mm
- 05 1 x STP009ANR Soffietto telescopico a 3 stadi corto, Ø 50mm
Short telescopic bellows with 3 stage, Ø 50mm
- 06 1 x SYM04513 Meccanica synchro WHALE
WHALE synchronized mechanism
- 07 1 x SSP377ANR Sottosedile RYDE
RYDE seat outer
- 08 1 x SDZ178AAACH Sedile RYDE, rinforzato, 18 borchie
RYDE reinforced seat, 18 T-nuts
- 09 1 x LRM059PNRS Lama regolabile, corsa 85mm, fissaggio 100x30x30mm
Adjustable back bar, run-range 82mm, fixing 100x30x30mm
- 10 1 x SFE049ENR Soffietto NOTA (versione VITO/MELA)
NOTA bellows (VITO/MELA version)
- 11 1 x SCP336ANR Coprischienale MELA alto
MELA high seatback cover
- 12 1 x SHP166A84 Schienale MELA alto, 8 borchie
MELA high seatback, 8 T-nuts
- 13 2 x BRP198AAHAF C Bracciolo regolabile 3D LAMBDA dx+sx, pad in poliuretano, staffa 10° cromata integrata
3D LAMBDA rh/lh adjustable armrest with PU pad and integrated chromed bracket 10°
- 14 8 x VTM0516BPCFB Vite hilo testa Ø10.5 TB+ 5x16mm, brunita
Hilo screw tip Ø10.5 truss head 5x16mm, bronzed
- 15 4 x VTM0620BPCFB Vite TBL COMBI DS M6x20mm, brunita
Screw wide combo truss head M6x20mm, bronzed
- 16 4 x VTM0630BPCFB Vite TBL COMBI DS M6x30mm, brunita
Screw wide combo truss head M6x30mm, bronzed
- 17 6 x VTM0635BPCFB Vite TBL COMBI DS M6x35mm, brunita
Screw wide combo truss head M6x35mm, bronzed
- 18 5 x VTM0812BPBFB Vite TBEI DS M8x12mm, brunita
Screw hex recess truss head M8x12mm, bronzed
- 19 1 x SDI177A **Options**
Schiumato per sedile RYDE
Foam for RYDE seat

KIT 092 MELA/A

T A S K

Schienale alto, base Arco large, CP Eco-Nota, sedile Nova, braccioli Nemo
 High back, large Arco base, Eco-Nota permanent contact, Nova seat, Nemo armrests

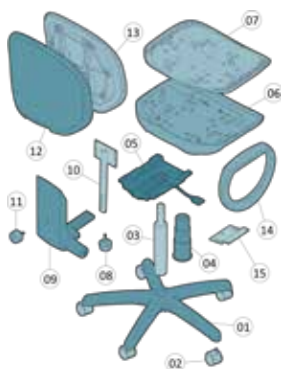


- 01 1 x BAY01901NR Base ARCO large, Ø 640mm, in nylon nera
ARCO large base, Ø 640mm, nylon, black
- 02 5 x RUP0011NR Ruota libera Ø 50mm, perno Ø 11mm, nera
Free castor Ø 50mm, pin Ø 11mm, black
- 03 1 x ALM31701S Alzata a gas 50x28x230mm, corsa 135mm, nera, imballo su scatola
Gas lift 50x28x230mm, run 135mm, black, packed in box
- 04 1 x STP001ANR Copricolonna telescopico a 3 stadi piano, Ø 50mm, nero
3 stages flat telescopic bellows, Ø 50mm, black
- 05 1 x PSM03015NR Piastra dattilo, cono Ø 28mm con leva, sp. 2.7mm, nera
Seat plate cone Ø 28mm with lever, thickness 2.7mm, black
- 06 1 x SSP269ANR Sottosedile NOVA medio, nero
NOVA medium outer seat, 10° armrests inclination, black
- 07 1 x SDP053A79AB Sedile NOVA grande, 14 borchie
NOVA medium inner seat for SSP269, 14 T-nuts
- 08 1 x VLP3E3NRL Volantino serie 300 Liscio, A=Ø 50mm, B=M8x25mm, C=12mm, H=26mm, vite, nero
Handwheel smooth series 300, A=Ø 50mm, B=M8x25mm, C=12mm, H=26mm, screw, black
- 09 1 x CPMN58NR Contatto permanente ECO-NOTA, larghezza 140mm, nero
ECO-NOTA permanent contact, width 140mm, black
- 10 1 x ASM023ZFZ Estensore JET con di staffa di fissaggio fissa, interassi 100x30x30mm, zincato
JET extension with fixed bracket, 100x30x30mm centre distance, zinc-plated
- 11 1 x VLP3C4NRL Volantino serie 300 Liscio, A=Ø 50mm, B=M8x16mm, C=16mm, H=26mm, vite, nero
Handwheel smooth series 300, A=Ø50mm, B=M8x16mm, C=16mm, H=26mm, black
- 12 1 x SCP336ANR Coprischienale MELA alto, con agganci automatici, nero
MELA high outer backrest with automatic hooks, black
- 13 1 x SHP166A84 Interno schienale MELA alto per SCP336, 8 borchie
MELA high backrest for SCP336, 8 T-nuts
- 14 2 x BRP128A01ANR Bracciolo NEMO, interasse 40 mm, nero (ambidestro)
NEMO armrest, 40mm center distance, black (L&R hands)
- 15 2 x TBM00401NR Staffa bombata, interasse 40mm, nera
Rounded arm bracket, 40mm center-distance, black
- 16 3 x VTM0516BPCFB Vite hilo testa Ø10.5 TB+ 5x16mm, brunita
Hilo screw tip Ø10.5 truss head 5x16mm, bronzed
- 17 4 x VTM0616BPCFB Vite TBL COMBI DS M6x16mm, brunita
Screw wide combo truss head M6x16mm, bronzed
- 18 14 x VTM0620BPCFB Vite TBL COMBI DS M6x20mm, brunita
Screw wide combo truss head M6x20mm, bronzed
- 19 1 x SDI159A **Options**
Schiumato sedile NOVA medio-grande
NOVA medium-large seat foam D.60

KIT 091 MELA/A

T A S K

Schienale basso, base Arco large, CP Eco-Nota, sedile Nova medio, braccioli Nemo Low back, large Arco base, CP Eco-Nota, medium Nova seat, Nemo armrests

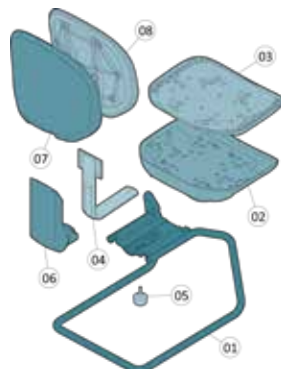


- 01 1 x BAY01901NR Base ARCO large, Ø 640mm, in nylon nera
ARCO large base, Ø 640mm, nylon, black
- 02 5 x RUP0011NR Ruota libera Ø 50mm, perno Ø 11mm, nera
Free castor Ø 50mm, pin Ø 11mm, black
- 03 1 x ALM31701S Alzata a gas 50x28x230mm, corsa 135mm, nera, imballo su scatola
Gas lift 50x28x230mm, run 135mm, black, packed in box
- 04 1 x STP001ANR Copricolonna telescopico a 3 stadi piano, Ø 50mm, nero
3 stages flat telescopic bellow, Ø 50mm, black
- 05 1 x PSM03015NR Piastra dattilo, cono Ø 28mm con leva, sp. 2.7mm, nera
Seat plate cone Ø 28mm with lever, thickness 2.7mm, black
- 06 1 x SSP211ANR Sottosedile NOVA medio-piccolo, nero
NOVA mini-medium outer seat, 10° armrests inclination, black
- 07 1 x SDP059A79AB Sedile NOVA medio, 14 borchie
NOVA medium-small inner seat for SSP211, 14 t-nuts
- 08 1 x VLP3E3NRL Volantino serie 300 Liscio, A=Ø 50mm, B=M8x25mm, C=12mm, H=26mm, vite, nero
Handwheel smooth series 300, A=Ø 50mm, B=M8x25mm, C=12mm, H=26 mm, screw, black
- 09 1 x CPMN58NR Contatto permanente ECO-NOTA, larghezza 140mm, nero
ECO-NOTA permanent contact, width 140mm, black
- 10 1 x ASM0232FZ Estensore JET con di staffa di fissaggio fissa, interassi 100x30x30mm, zincato
JET extension with fixed bracket, 100x30x30mm centre distance, zinc-plated
- 11 1 x VLP3C4NRL Volantino serie 300 Liscio, A=Ø 50mm, B=M8x16mm, C=16mm, H=26mm, vite, nero
Handwheel smooth series 300, A=Ø 50mm, B=M8x16mm, C=16mm, H=26 mm, black
- 12 1 x SCP334ANR Coprischienale MELA basso, con agganci automatici, nero
MELA low outer backrest with automatic hooks, black
- 13 1 x SHP164A84 Interno schienale MELA basso per SCP334, 8 borchie
MELA low backrest for SCP334, 8 t-nuts
- 14 2 x BRP128A01ANR Bracciolo NEMO, interasse 40 mm, nero (ambidestro)
NEMO armrest, 40mm center distance, black (L&R hands)
- 15 2 x TBM00401NR Staffa bombata, interasse 40mm, nera
Rounded arm bracket, 40mm center-distance, black
- 16 3 x VTM0516BPCFB Vite hilo testa Ø10.5 TB+ 5x16mm, brunita
Hilo screw tip Ø10.5 truss head 5x16mm, bronzed
- 17 4 x VTM0616BPCFB Vite TBL COMBI DS M6x16mm, brunita
Screw wide combo truss head M6x16mm, bronzed
- 18 14 x VTM0620BPCFB Vite TBL COMBI DS M6x20mm, brunita
Screw wide combo truss head M6x20mm, bronzed
- 19 1 x SDI158A **Options**
Schiumato sedile NOVA medio-piccolo
NOVA small-medium seat foam D.60

KIT 091 MELA/E

WAITING


Schienale basso, slitta, sedile Nova medio Low back, cantilever, Nova medium seat





- 01 1 x TLF011NR Slitta, con piastra saldata Ø 25mm, con piedini
Cantilever with welded plate and feet, Ø 25mm
- 02 1 x SSP211ANR Sottosedile NOVA medio
NOVA medium seat outer
- 03 1 x SDP059A79AH Sedile NOVA medio, 14 borchie
NOVA medium seat, 14 T-nuts
- 04 1 x LMM051PNR Lama fissa, larghezza 60mm, fissaggio 100x30x30mm
Fixed back bar, width 60mm, fixing points 100x30x30mm
- 05 1 x VLP3E3NRL Volantino serie 300L, A=Ø50mm, B=M8x25mm, C=12mm, H=26mm
Handwheel series 300L, A=Ø50mm, B=M8x25mm, C=12mm, H=26 mm, black
- 06 1 x SFE049DNR Soffietto NOTA per lama fissa
NOTA bellow for fixed back bar
- 07 1 x SCP334ANR Coprischienale MELA basso
MELA low seatback cover
- 08 1 x SHP164A84 Schienale MELA basso, 8 borchie
MELA low seatback, 8 T-nuts
- 09 8 x VTM0616BPCFB Vite TBL COMBI DS M6x16mm, brunita
Screw wide combo truss head M6x16mm, bronzed
- 10 4 x VTM0620BPCFB Vite TBL COMBI DS M6x20mm, brunita
Screw wide combo truss head M6x20mm, bronzed
- 11 1 x SDI158A **Options**
Sedile schiumato NOVA medio-piccolo
Foam for medium/small NOVA seat


 KIT 153 ATHEA/E





 KIT 152 ATHEA/B



 KIT 152 ATHEA/C



 KIT 153 ATHEA/A01



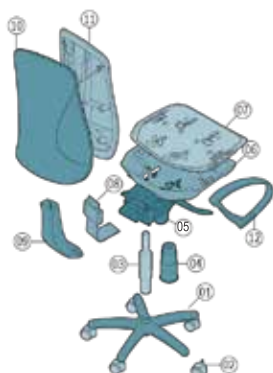
B

ATHEA

KIT 152 ATHEA/B

T A S K HIGHLINE

Schienale alto, base Arco large, meccanica Whale, sedile Nova, braccioli Flip
High back, large Arco base, Whale mechanism, Nova seat, Flip armrests

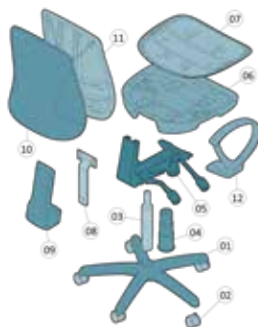


- 01 1 x BAY01901NR Base ARCO large in nylon, nera
ARCO large black nylon base
- 02 5 x RUP0011NR Ruota libera Ø 50mm, perno Ø 11mm
Free wheel castor Ø 50mm, pin Ø 11mm
- 03 1 x ALM31901 Alzata a gas 50x28x210mm rastremata, nera
Black tapered gas lift 50x28x210mm
- 04 1 x STP009ANR Soffietto telescopico a 3 stadi corto, Ø 50mm
Short telescopic bellows with 3 stage, Ø 50mm
- 05 1 x SYM04513 Meccanica synchro WHALE
WHALE synchronized mechanism
- 06 1 x SSP269ANR Sottosedile NOVA grande
NOVA large seat outer
- 07 1 x SDP053A78A3 Sedile NOVA grande, 20 borchie
NOVA large seat, 20 T-nuts
- 08 1 x LRM059PNRS Lama regolabile, corsa 85mm, fissaggio 100x30x30mm
Adjustable back bar, run-range 82mm, fixing 100x30x30mm
- 09 1 x SFE037BNR Soffietto CRIS per lama regolabile
CRIS bellows for adjustable back bar
- 10 1 x SCP416ANR Coprischienale ATHEA alto
ATHEA high seatback cover
- 11 1 x SHP122B67 Schienale ATHEA alto, 6 borchie
ATHEA high seatback, 6 T-nuts
- 12 2 x BRP099C30ANR Bracciolo FLIP dx+sx, con staffa 10° integrata
FLIP armrest rh/lh, with integrated bracket 10°
- 13 3 x VTM0516BPCFB Vite hilo testa Ø10.5 TB+ 5x16mm, brunita
Hilo screw tip Ø10.5 truss head 5x16mm, bronzed
- 14 4 x VTM0616BPCFB Vite TBL COMBI DS M6x16mm, brunita
Screw wide combo truss head M6x16mm, bronzed
- 15 10 x VTM0630BPCFB Vite TBL COMBI DS M6x30mm, brunita
Screw wide combo truss head M6x30mm, bronzed
- 16 4 x VTM0812BPBFB Vite TBEI DS M8x12mm, brunita
Screw hex recess truss head M8x12mm, bronzed
- 17 1 x SDI159A **Options**
Schiumato sedile per SD053
Seat foam for SD053
- 18 1 x SHI133A Schienale schiumato Maly/Athea grande
Back foam Maly/Athea large

KIT 152 ATHEA/C

T A S K

Schienale alto, base Arco large, meccanica Ibra, sedile Tecno 2, braccioli Chat
High back, large Arco base, Ibra mechanism, Nova seat, Chat armrests



- 01 1 x BAY01901NR Base ARCO large in nylon, nera
ARCO large black nylon base
- 02 5 x RUP0011NR Ruota libera Ø 50mm, perno Ø 11mm
Free wheel castor Ø 50mm, pin Ø 11mm
- 03 1 x ALM31701S Alzata a gas 50x28x230mm, corsa 135mm, nera, imballo su scatola
Gas lift 50x28x230mm, run 135mm, black, packed in box
- 04 1 x STP001ANR Soffietto telescopico a 3 stadi piano, Ø 50mm
Flat telescopic bellows with 3 stage, Ø 50mm
- 05 1 x SYM03715A Meccanica IBRA, asincrona a 3 leve
IBRA asynchronous mechanism 3 levers
- 06 1 x SSP349ANR Sottosedile TECN02
TECN02 seat outer
- 07 1 x SDZ138A15AH Sedile TECN02 rinforzato, 10 borchie
TECN02 reinforced seat, 10 T-nuts
- 08 1 x ASM029TNR Estensore up&down completo di staffa di fissaggio, 100x30mm
Up-down extension with integrated bracket, 100x30mm
- 09 1 x SFE057ANR Soffietto IBRA
IBRA bellows
- 10 1 x SCP416ANR Coprischienale ATHEA alto
ATHEA high seatback cover
- 11 1 x SHP122B67 Schienale ATHEA alto, 6 borchie
ATHEA high seatback, 6 T-nuts
- 12 2 x BRP099C30ANR Bracciolo FLIP dx+sx, con staffa 10° integrata
FLIP armrest rh/lh, with integrated bracket 10°
- 13 8 x VTM0620BPCFB Vite TBL COMBI DS M6x20mm, brunita
Screw wide combo truss head M6x20mm, bronzed
- 14 6 x VTM0630BPCFB Vite TBL COMBI DS M6x30mm, brunita
Screw wide combo truss head M6x30mm, bronzed
- 15 1 x SHI133A **Options**
Schienale schiumato Maly/Athea grande
Back foam Maly/Athea large

KIT 153 ATHEA/A01

T A S K

Schienale basso, base Jamila, CP Eco-Fulcro, sedile Nova medio, braccioli Flip
Low back, Jamila base, Eco-Fulcro permanent contact, medium Nova seat, Flip armrests

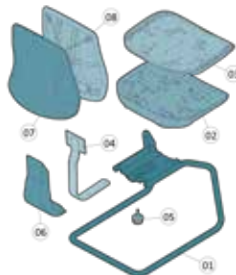


- 01 1 x BAY07401NR Base JAMILA in nylon Ø 600mm, nera
JAMILA black nylon base Ø600mm
 - 02 5 x RUP0011NR Ruota libera Ø 50mm, perno Ø 11mm
Free wheel castor Ø 50mm, pin Ø 11mm
 - 03 1 x ALM31701S Alzata a gas 50x28x230mm, corsa 135mm, nera, imballo su scatola
Gas lift 50x28x230mm, run 135mm, black, packed in box
 - 04 1 x STP001ANR Soffietto telescopico a 3 stadi piano, Ø 50mm
Flat telescopic bellow with 3 stage, Ø 50mm
 - 05 1 x PSM03015NR Piastra dattilo ECO cono Ø 28mm con leva, spessore 2.7mm
ECO seat plate cone Ø28mm, with lever, thickness 2.7mm
 - 06 1 x SSP211ANR Sottosedile NOVA medio
NOVA medium seat outer
 - 07 1 x SDZ059A79AH Sedile NOVA medio rinforzato, 14 borchie
NOVA medium reinforced seat, 14 T-nuts
 - 08 1 x VLP3F5NR Volantino serie 300, A=Ø50mm, B=M8x30mm, C=30mm, H=26mm
Handwheel series 300, A=Ø50mm, B=M8x30mm, C=30mm, H=26mm, black
 - 09 1 x CPMF55NR Contatto permanente ECO-FULCRO
ECO-FULCRO permanent contact
 - 10 1 x ASM0232FZ Estensore JET completo di staffa di fissaggio, 100x30x30mm
"JET" extension with integrated bracket, 100x30x30mm
 - 11 1 x VLP3C2NRL Volantino serie 300L, A=Ø50mm, B=M8x16mm, C=8mm, H=26mm
Handwheel series 300L, A=Ø50mm, B=M8x16mm, C=8mm, H=26 mm, black
 - 12 1 x SCP418ANR Coprischienale ATHEA basso
ATHEA low seatback cover
 - 13 1 x SHP120A67 Schienale MALY basso, 6 borchie
MALY low seatback, 6 T-nuts
 - 14 2 x BRP099C30ANR Bracciolo FLIP dx+sx, con staffa 10° integrata
FLIP armrest rh/lh, with integrated bracket 10°
 - 15 3 x VTM0516BPCFB Vite hilo testa Ø10.5 TB+ 5x16mm, brunita
Hilo screw tip Ø10.5 truss head 5x16mm, bronzed
 - 16 4 x VTM0616BPCFB Vite TBL COMBI DS M6x16mm, brunita
Screw wide combo truss head M6x16mm, bronzed
 - 17 4 x VTM0620BPCFB Vite TBL COMBI DS M6x20mm, brunita
Screw wide combo truss head M6x20mm, bronzed
 - 18 6 x VTM0630BPCFB Vite TBL COMBI DS M6x30mm, brunita
Screw wide combo truss head M6x30mm, bronzed
- Options**
 Sedile schiumato NOVA medio-piccolo
Foam for medium/small NOVA seat
 Schiumato schienale MALY/ATHEA piccolo
Back foam Maly/Athea low


KIT 153 ATHEA/E

WAITING


Schienale basso, slitta, sedile Nova medio
Low back, cantilever, Nova medium seat



- 01 1 x TLF011NR Slitta, con piastra saldata Ø 25mm, con piedini
Cantilever with welded plate and feet, Ø 25mm
 - 02 1 x SSP211ANR Sottosedile NOVA medio
NOVA medium seat outer
 - 03 1 x SDP059A79AB Sedile NOVA medio, 14 borchie
NOVA medium seat, 14 T-nuts
 - 04 1 x LMM0031NR Lama fissa, larghezza 45mm, fissaggio 100x30x30mm
Fixed back bar, width 45mm, fixing points 100x30x30mm
 - 05 1 x VLP3F5NR Volantino serie 300, A=Ø50mm, B=M8x30mm, C=30mm, H=26mm
Handwheel series 300, A=Ø50mm, B=M8x30mm, C=30mm, H=26mm, black
 - 06 1 x SFE037BNR Soffietto CRIS per lama regolabile
CRIS bellow for adjustable back bar
 - 07 1 x SCP418ANR Coprischienale ATHEA basso
ATHEA low seatback cover
 - 08 1 x SHP120A67 Schienale MALY basso, 6 borchie
MALY low seatback, 6 T-nuts
 - 09 3 x VTM0516BPCFB Vite hilo testa Ø10.5 TB+ 5x16mm, brunita
Hilo screw tip Ø10.5 truss head 5x16mm, bronzed
 - 10 4 x VTM0616BPCFB Vite TBL COMBI DS M6x16mm, brunita
Screw wide combo truss head M6x16mm, bronzed
 - 11 4 x VTM0620BPCFB Vite TBL COMBI DS M6x20mm, brunita
Screw wide combo truss head M6x20mm, bronzed
- Options**
 Sedile schiumato NOVA medio-piccolo
Foam for medium/small NOVA seat
 Schiumato schienale MALY/ATHEA piccolo
Back foam Maly/Athea low

 KIT 078 MALY/D



 KIT 079 MALY/A01



KIT 079 MALY/B

KIT 078 MALY/A01



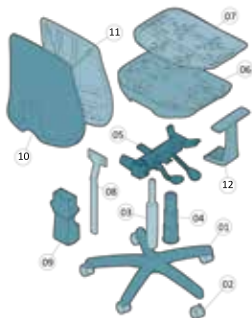
B

MALY

KIT 079 MALY/B

T A S K

Schienale alto, base Arco large, meccanica Proxy a 2 leve, sedile Nova, braccioli Chat High back, large Arco base, 2 levers Proxy mechanism, Nova seat, Chat armrests



- 01 1 x BAY01901NR Base ARCO large in nylon, nera
ARCO large black nylon base
- 02 5 x RUP0011NR Ruota libera Ø 50mm, perno Ø 11mm
Free wheel castor Ø 50mm, pin Ø 11mm
- 03 1 x ALM31701S Alzata a gas 50x28x230mm, corsa 135mm, nera, imballo su scatola
Gas lift 50x28x230mm, run 135mm, black, packed in box
- 04 1 x STP001ANR Soffietto telescopico a 3 stadi piano, Ø 50mm
Flat telescopic bellows with 3 stage, Ø 50mm
- 05 1 x SYM04215 Meccanica synchro PROXY CP a 2 leve, regolazione schienale
PROXY permanent contact 2 levers, adjustable back inclination, locks in any position
- 06 1 x SSP269ANR Sottosedile NOVA grande
NOVA large seat outer
- 07 1 x SDP053A15AH Sedile NOVA grande, 10 borchie
NOVA large seat, 10 T-nuts
- 08 1 x ASM037PNR Asta a T con piastrina saldata (serie PROXY)
"T" J-BAR with welded plate (PROXY series)
- 09 1 x SFE047GNR Soffietto PROXY-MALY
PROXY-MALY bellows
- 10 1 x SCP290ANR Coprischienale MALY alto
MALY high seatback cover
- 11 1 x SHP122A67 Schienale MALY alto, 6 borchie
MALY high seatback, 6 T-nuts
- 12 2 x BRY157AAHANR Bracciolo CHAT con staffa integrata
CHAT armrest with integrated bracketed
- 13 3 x VTM0516BPCFB Vite hilo testa Ø10.5 TB+ 5x16mm, brunita
Hilo screw tip Ø10.5 truss head 5x16mm, bronzed
- 14 8 x VTM0616BPCFB Vite TBL COMBI DS M6x16mm, brunita
Screw wide combo truss head M6x16mm, bronzed
- 15 6 x VTM0635BPCFB Vite TBL COMBI DS M6x35mm, brunita
Screw wide combo truss head M6x35mm, bronzed
- 16 1 x SDI159A Schiumato sedile per SD053
Seat foam for SD053
- 17 1 x SHI133A Schienale schiumato Maly/Athea grande
Back foam Maly/Athea large

KIT 079 MALY/A01

T A S K

Schienale alto, base Arco large, CP Eco-Fulcro, sedile Nova, braccioli Flip High back, large Arco base, Eco-Fulcro permanent contact, Nova seat, Flip armrests



- 01 1 x BAY01901NR Base ARCO large in nylon, nera
ARCO large black nylon base
- 02 5 x RUP0011NR Ruota libera Ø 50mm, perno Ø 11mm
Free wheel castor Ø 50mm, pin Ø 11mm
- 03 1 x ALM31701S Alzata a gas 50x28x230mm, corsa 135mm, nera, imballo su scatola
Gas lift 50x28x230mm, run 135mm, black, packed in box
- 04 1 x STP001ANR Soffietto telescopico a 3 stadi piano, Ø 50mm
Flat telescopic bellows with 3 stage, Ø 50mm
- 05 1 x PSM03015NR Piastra dattilo ECO cono Ø 28mm con leva, spessore 2.7mm
ECO seat plate cone Ø28mm, with lever, thickness 2.7mm
- 06 1 x SSP269ANR Sottosedile NOVA grande
NOVA large seat outer
- 07 1 x SDZ053A78AH Sedile NOVA grande rinforzato, 14 borchie
NOVA large reinforced seat, 14 T-nuts
- 08 1 x VLP3F5NR Volantino serie 300, A=Ø50mm, B=M8x30mm, C=30mm, H=26mm
Handwheel series 300, A=Ø50mm, B=M8x30mm, C=30mm, H=26mm, black
- 09 1 x CPMF55NR Contatto permanente ECO-FULCRO
ECO-FULCRO permanent contact
- 10 1 x ASM023ZFZ Estensore JET completo di staffa di fissaggio, 100x30x30mm
"JET" extension with integrated bracket, 100x30x30mm
- 11 1 x VLP3C2NRL Volantino serie 300L, A=Ø50mm, B=M8x16mm, C=8mm, H=26mm
Handwheel series 300L, A=Ø50mm, B=M8x16mm, C=8mm, H=26mm, black
- 12 1 x SCP290ANR Coprischienale MALY alto
MALY high seatback cover
- 13 1 x SHP122A67 Schienale MALY alto, 6 borchie
MALY high seatback, 6 T-nuts
- 14 2 x BRP099C30ANR Bracciolo FLIP dx+sx, con staffa 10° integrata
FLIP armrest rh/lh, with integrated bracket 10°
- 15 3 x VTM0516BPCFB Vite hilo testa Ø10.5 TB+ 5x16mm, brunita
Hilo screw tip Ø10.5 truss head 5x16mm, bronzed
- 16 4 x VTM0616BPCFB Vite TBL COMBI DS M6x16mm, brunita
Screw wide combo truss head M6x16mm, bronzed
- 17 4 x VTM0620BPCFB Vite TBL COMBI DS M6x20mm, brunita
Screw wide combo truss head M6x20mm, bronzed
- 18 6 x VTM0630BPCFB Vite TBL COMBI DS M6x30mm, brunita
Screw wide combo truss head M6x30mm, bronzed
- 19 1 x SDI159A Schiumato sedile per SD053
Seat foam for SD053
- 20 1 x SHI133A Schienale schiumato Maly/Athea grande
Back foam Maly/Athea large

KIT 078 MALY/A01

T A S K

Schienale basso, base Jamila, CP Eco-Fulcro, sedile Nova medio, braccioli Flip
 Low back, Jamila base, Eco-Fulcro permanent contact, medium Nova seat, Flip armrests



- 01 1 x BAY07401NR Base JAMILA in nylon Ø 600mm, nera
JAMILA black nylon base Ø600mm
- 02 5 x RUP0011NR Ruota libera Ø 50mm, perno Ø 11mm
Free wheel castor Ø 50mm, pin Ø 11mm
- 03 1 x ALM31701S Alzata a gas 50x28x230mm, corsa 135mm, nera, imballo su scatola
Gas lift 50x28x230mm, run 135mm, black, packed in box
- 04 1 x STP001ANR Soffietto telescopico a 3 stadi piano, Ø 50mm
Flat telescopic bellow with 3 stage, Ø 50mm
- 05 1 x PSM03015NR Piastra dattilo ECO cono Ø 28mm con leva, spessore 2.7mm
ECO seat plate cone Ø28mm, with lever, thickness 2.7mm
- 06 1 x SSP211ANR Sottosedile NOVA medio
NOVA medium seat outer
- 07 1 x SDZ059A79AH Sedile NOVA medio rinforzato, 14 borchie
NOVA medium reinforced seat, 14 T-nuts
- 08 1 x VLP3F5NR Volantino serie 300, A=Ø50mm, B=M8x30mm, C=30mm, H=26mm
Handwheel series 300, A=Ø50mm, B=M8x30mm, C=30mm, H=26mm, black
- 09 1 x CPMF55NR Contatto permanente ECO-FULCRO
ECO-FULCRO permanent contact
- 10 1 x ASM0232FZ Estensore JET completo di staffa di fissaggio, 100x30x30mm
"JET" extension with integrated bracket, 100x30x30mm
- 11 1 x VLP3C2NRL Volantino serie 300L, A=Ø50mm, B=M8x16mm, C=8mm, H=26mm
Handwheel series 300L, A=Ø50mm, B=M8x16mm, C=8mm, H=26 mm, black
- 12 1 x ACY575NR Distanziatore ad H per aste a T
Spacer "H" for J-BAR "T"
- 13 1 x SCP288ANR Coprischienale MALY basso
MALY low seatback cover
- 14 1 x SHP120A67 Schienale MALY basso, 6 borchie
MALY low seatback, 6 T-nuts
- 15 2 x BRP099C30ANR Bracciolo FLIP dx+sx, con staffa 10° integrata
FLIP armrest rh/lh, with integrated bracket 10°
- 16 3 x VTM0516BPCFB Vite hilo testa Ø10.5 TB+ 5x16mm, brunita
Hilo screw tip Ø10.5 truss head 5x16mm, bronzed
- 17 4 x VTM0620BPCFB Vite TBL COMBI DS M6x20mm, brunita
Screw wide combo truss head M6x20mm, bronzed
- 18 4 x VTM0625BPCFB Vite TBL COMBI DS M6x25mm, brunita
Screw wide combo truss head M6x25mm, bronzed
- 19 6 x VTM0630BPCFB Vite TBL COMBI DS M6x30mm, brunita
Screw wide combo truss head M6x30mm, bronzed
- 20 1 x SDI158A **Options**
Sedile schiumato NOVA medio-piccolo
Foam for medium/small NOVA seat
- 21 1 x SHI132A Schiumato schienale MALY/ATHEA piccolo
Back foam Maly/Athea low

KIT 078 MALY/D

WAITING

Schienale basso, slitta, sedile Nova medio
 Low back, cantilever, Nova medium seat



- 01 1 x TLF011NR Slitta, con piastra saldata Ø 25mm, con piedini
Cantilever with welded plate and feet, Ø 25mm
- 02 1 x VLP3F5NR Volantino serie 300, A=Ø50mm, B=M8x30mm, C=30mm, H=26mm
Handwheel series 300, A=Ø50mm, B=M8x30mm, C=30mm, H=26mm, black
- 03 1 x SSP211ANR Sottosedile NOVA medio
NOVA medium seat outer
- 04 1 x SDP059A79AB Sedile NOVA medio, 14 borchie
NOVA medium seat, 14 T-nuts
- 05 1 x LMM0031NR Lama fissa, larghezza 45mm, fissaggio 100x30x30mm
Fixed back bar, width 45mm, fixing points 100x30x30mm
- 06 1 x SFE037BNR Soffietto CRIS per lama regolabile
CRIS bellow for adjustable back bar
- 07 1 x SCP288ANR Coprischienale MALY basso
MALY low seatback cover
- 08 1 x SHP120A67 Schienale MALY basso, 6 borchie
MALY low seatback, 6 T-nuts
- 09 3 x VTM0516BPCFB Vite hilo testa Ø10.5 TB+ 5x16mm, brunita
Hilo screw tip Ø10.5 truss head 5x16mm, bronzed
- 10 4 x VTM0616BPCFB Vite TBL COMBI DS M6x16mm, brunita
Screw wide combo truss head M6x16mm, bronzed
- 11 4 x VTM0620BPCFB Vite TBL COMBI DS M6x20mm, brunita
Screw wide combo truss head M6x20mm, bronzed
- 12 1 x SDI158A **Options**
Sedile schiumato NOVA medio-piccolo
Foam for medium/small NOVA seat
- 13 1 x SHI132A Schiumato schienale MALY/ATHEA piccolo
Back foam Maly/Athea low

KIT 093 VITO/CP01



KIT 123 VITO/A



KIT 123 VITO/E

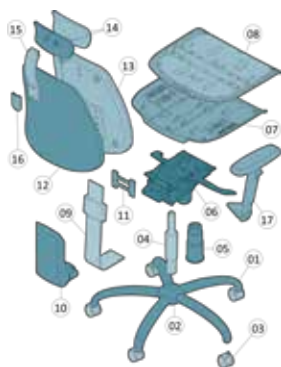
KIT 093 VITO/BD1



KIT 093 VITO/CP01

MANAGER

Schienale alto, base Artica maxi, meccanica Whale, sedile Ryde fisso, braccioli Lambda reg. staffa cromata, poggiatesta High back, maxi Artica base, Whale mechanism, Ryde seat, Lambda adjustable armrests with chromed bracket, headrest

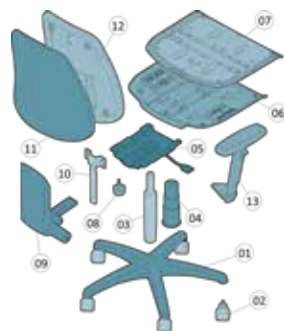


- 01 1 x BAM60901FC Base ARTICA media, cromata
ARTICA medium chromed base
 - 02 1 x CSP003NR Coprisaldatura base (modelli ALPHA - SPLASH - ARTICA)
Welding cover (models ALPHA - SPLASH - ARTICA)
 - 03 5 x RUP0011NR Ruota libera Ø 50mm, perno Ø 11mm
Free wheel castor Ø 50mm, pin Ø 11mm
 - 04 1 x ALM31901 Alzata a gas 50x28x210mm rastremata, nera
Black tapered gas lift 50x28x210mm
 - 05 1 x STP009ANR Soffietto telescopico a 3 stadi corto, Ø 50mm
Short telescopic bellows with 3 stage, Ø 50mm
 - 06 1 x SYM04513 Meccanica synchro WHALE
WHALE synchronized mechanism
 - 07 1 x SSP377ANR Sottosedile RYDE
RYDE seat outer
 - 08 1 x SDZ178AACAH Sedile RYDE, rinforzato, 18 borchie
RYDE reinforced seat, 18 T-nuts
 - 09 1 x LRM059PNRS Lama regolabile, corsa 85mm, fissaggio 100x30x30mm
Adjustable back bar, run-range 82mm, fixing 100x30x30mm
 - 10 1 x SFE049ENR Soffietto NOTA (versione VITO/MELA)
NOTA bellows (VITO/MELA version)
 - 11 1 x ACP546NRB Distanziatore universale in plastica, 5mm
Universal plastic spacer, 5mm
 - 12 1 x SCP338ANR Coprischienale VITO alto
VITO high seatback cover
 - 13 1 x SHP027A93 Schienale TAKTIK alto, 10 borchie
TAKTIK high seatback, 10 T-nuts
 - 14 1 x ACP591NR Coppia interno-esterno poggiatesta
Headrest inner and outer pair
 - 15 1 x ACY594NR Asta poggiatesta VITO
VITO headrest bar
 - 16 1 x ACY595NR Carter asta poggiatesta Vito
Vito headrest plastic cover
 - 17 2 x BRP198AAHAF C Bracciolo regolabile 3D LAMBDA dx+sx, pad in poliuretano, staffa 10° cromata integrata
3D LAMBDA rh/lh adjustable armrest with PU pad and integrated chromed bracket 10°
 - 18 1 x ACM570FB Confezione viti per poggiatesta
Screw kit for headrest
 - 19 8 x VTM0516BPCFB Vite hilo testa Ø10.5 TB+ 5x16mm, brunita
Hilo screw tip Ø10.5 truss head 5x16mm, bronzed
 - 20 4 x VTM0620BPCFB Vite TBL COMBI DS M6x20mm, brunita
Screw wide combo truss head M6x20mm, bronzed
 - 21 2 x VTM0625BPCFB Vite TBL COMBI DS M6x25mm, brunita
Screw wide combo truss head M6x25mm, bronzed
 - 22 6 x VTM0635BPCFB Vite TBL COMBI DS M6x35mm, brunita
Screw wide combo truss head M6x35mm, bronzed
 - 23 4 x VTM0645BPCFB Vite TBL COMBI DS M6x45mm, brunita
Screw wide combo truss head M6x45mm, bronzed
 - 24 5 x VTM0812BPPFB Vite TBEI DS M8x12mm, brunita
Screw hex recess truss head M8x12mm, bronzed
- Options**
Schiumato per sedile RYDE
Foam for RYDE seat
- 25 1 x SDI177A Poggiatesta schiumato ONDA, completo di interno in plastica
Foam ONDA headrest

KIT 093 VITO/B01

TASK

Schienale alto, base Jamila, CP Nota, sedile Ryde fisso, braccioli Lambda regolabili High back, Jamila base, Nota permanent contact, Ryde seat, Lambda adjustable armrests



- 01 1 x BAY07401NR Base JAMILA in nylon Ø 600mm, nera
JAMILA black nylon base Ø600mm
 - 02 5 x RUP0011NR Ruota libera Ø 50mm, perno Ø 11mm
Free wheel castor Ø 50mm, pin Ø 11mm
 - 03 1 x ALM31701S Alzata a gas 50x28x230mm, corsa 135mm, nera, imballo su scatola
Gas lift 50x28x230mm, run 135mm, black, packed in box
 - 04 1 x STP001ANR Soffietto telescopico a 3 stadi piano, Ø 50mm
Flat telescopic bellows with 3 stage, Ø 50mm
 - 05 1 x PSM03015NR Piastra dattilo ECO cono Ø 28mm con leva, spessore 2.7mm
ECO seat plate cone Ø28mm, with lever, thickness 2.7mm
 - 06 1 x SSP377ANR Sottosedile RYDE
RYDE seat outer
 - 07 1 x SDZ178AACAH Sedile RYDE, rinforzato, 18 borchie
RYDE reinforced seat, 18 T-nuts
 - 08 1 x VLP3E3NRL Volantino serie 300L, A=Ø50mm, B=M8x25mm, C=12mm, H=26mm
Handwheel series 300L, A=Ø50mm, B=M8x25mm, C=12mm, H=26 mm, black
 - 09 1 x CPMN08NR Contatto permanente NOTA
NOTA permanent contact
 - 10 1 x ASM026TFZ Estensore a T up&down curvato con staffa di fissaggio fissa 80x30mm - 100x30mm
Up-down "T" extension with integrated bracket, 80x30mm - 100x30mm
 - 11 1 x SCP338ANR Coprischienale VITO alto
VITO high seatback cover
 - 12 1 x SHP027A93 Schienale TAKTIK alto, 10 borchie
TAKTIK high seatback, 10 T-nuts
 - 13 2 x BRP198AAHANR Bracciolo regolabile 3D LAMBDA dx+sx, pad in poliuretano, staffa 10° integrata
3D LAMBDA rh/lh adjustable armrest with PU pad and integrated bracket 10°
 - 14 8 x VTM0516BPCFB Vite hilo testa Ø10.5 TB+ 5x16mm, brunita
Hilo screw tip Ø10.5 truss head 5x16mm, bronzed
 - 15 4 x VTM0616BPCFB Vite TBL COMBI DS M6x16mm, brunita
Screw wide combo truss head M6x16mm, bronzed
 - 16 4 x VTM0620BPCFB Vite TBL COMBI DS M6x20mm, brunita
Screw wide combo truss head M6x20mm, bronzed
 - 17 6 x VTM0635BPCFB Vite TBL COMBI DS M6x35mm, brunita
Screw wide combo truss head M6x35mm, bronzed
- Options**
Schiumato per sedile RYDE
Foam for RYDE seat
- 18 1 x SDI177A

KIT 123 VITO/A

T A S K

Schienale basso, base Arco large, CP Eco-Nota, sedile Nova medio, braccioli Nemo Low back, large Arco base, CP Eco-Nota, medium Nova seat, Nemo armrests

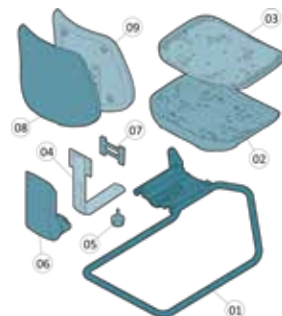


- 01 1 x BAY01901NR Base ARCO large, Ø 640mm, in nylon nera
ARCO large base, Ø 640mm, nylon, black
 - 02 5 x RUP0011NR Ruota libera Ø 50mm, perno Ø 11mm, nera
Free castor Ø 50mm, pin Ø 11mm, black
 - 03 1 x ALM31701S Alzata a gas 50x28x230mm, corsa 135mm, nera, imballo su scatola
Gas lift 50x28x230mm, run 135mm, black, packed in box
 - 04 1 x STP001ANR Copricolonna telescopico a 3 stadi piano, Ø 50mm, nero
3 stages flat telescopic bellow, Ø 50mm, black
 - 05 1 x PSM03015NR Piastra dattilo, cono Ø 28mm con leva, sp. 2.7mm, nera
Seat plate cone Ø 28mm with lever, thickness 2.7mm, black
 - 06 1 x SSP211ANR Sottosedile NOVA medio-piccolo, nero
NOVA mini-medium outer seat, 10° armrests inclination, black
 - 07 1 x SDP059A79AB Sedile NOVA medio, 14 borchie
NOVA medium-small inner seat for SSP211, 14 t-nuts
 - 08 1 x VLP3E3NRL Volantino serie 300 Liscio, A=Ø 50mm, B=M8x25mm, C=12mm, H=26mm, vite, nero
Handwheel smooth series 300, A=Ø 50mm, B=M8x25mm, C=12mm, H=26 mm, screw, black
 - 09 1 x CPMN58NR Contatto permanente ECO-NOTA, larghezza 140mm, nero
ECO-NOTA permanent contact, width 140mm, black
 - 10 1 x ASM0232FZ Estensore JET con di staffa di fissaggio fissa, interassi 100x30x30mm, zincato
JET extension with fixed bracket, 100x30x30mm centre distance, zinc-plated
 - 11 1 x VLP3C4NRL Volantino serie 300 Liscio, A=Ø 50mm, B=M8x16mm, C=16mm, H=26mm, vite, nero
Handwheel smooth series 300, A=Ø50mm, B=M8x16mm, C=16mm, H=26 mm, black
 - 12 1 x SCP362ANR Coprischienale VITO basso, con agganci automatici, nero
VITO low outer backrest with automatic hooks, black
 - 13 1 x SHP023A75 Interno schienale VITO basso per SCP362, 10 borchie
VITO low inner backrest for SCP362, 10 t-nuts
 - 14 2 x BRP128A01ANR Bracciolo NEMO, interasse 40 mm, nero (ambidestro)
NEMO armrest, 40mm center distance, black (L&R hands)
 - 15 2 x TBM00401NR Staffa bombata, interasse 40mm, nera
Rounded arm bracket, 40mm center-distance, black
 - 16 3 x VTM0516BPCFB Vite hilo testa Ø10.5 TB+ 5x16mm, brunita
Hilo screw tip Ø10.5 truss head 5x16mm, bronzed
 - 17 4 x VTM0616BPCFB Vite TBL COMBI DS M6x16mm, brunita
Screw wide combo truss head M6x16mm, bronzed
 - 18 14 x VTM0620BPCFB Vite TBL COMBI DS M6x20mm, brunita
Screw wide combo truss head M6x20mm, bronzed
- Options**
- 19 1 x SDI158A Schiumato sedile NOVA medio-piccolo
NOVA small-medium seat foam D.60

KIT 123 VITO/E

WAITING

Schienale basso, slitta, sedile Nova medio Low back, cantilever, Nova medium seat



- 01 1 x TLF011NR Slitta, con piastra saldata Ø 25mm, con piedini
Cantilever with welded plate and feet, Ø 25mm
 - 02 1 x SSP211ANR Sottosedile NOVA medio
NOVA medium seat outer
 - 03 1 x SDP059A79AH Sedile NOVA medio, 14 borchie
NOVA medium seat, 14 t-nuts
 - 04 1 x LMM051PNR Lama fissa, larghezza 60mm, fissaggio 100x30x30mm
Fixed back bar, width 60mm, fixing points 100x30x30mm
 - 05 1 x VLP3F5NR Volantino serie 300, A=Ø50mm, B=M8x30mm, C=30mm, H=26mm
Handwheel series 300, A=Ø50mm, B=M8x30mm, C=30mm, H=26mm, black
 - 06 1 x SFE049DNR Soffietto NOTA per lama fissa
NOTA bellow for fixed back bar
 - 07 1 x ACP546NRA Distanziatore universale per schienale inclinato, 0mm
Universal backrest spacer, 0mm
 - 08 1 x SCP362ANR Coprischienale VITO basso
VITO low seatback cover
 - 09 1 x SHP023A75 Schienale TAKTIK basso, 10 borchie
TAKTIK low seatback, 10 t-nuts
 - 10 3 x VTM0516BPCFB Vite hilo testa Ø10.5 TB+ 5x16mm, brunita
Hilo screw tip Ø10.5 truss head 5x16mm, bronzed
 - 11 4 x VTM0620BPCFB Vite TBL COMBI DS M6x20mm, brunita
Screw wide combo truss head M6x20mm, bronzed
 - 12 4 x VTM0625BPCFB Vite TBL COMBI DS M6x25mm, brunita
Screw wide combo truss head M6x25mm, bronzed
- Options**
- 13 1 x SDI158A Sedile schiumato NOVA medio-piccolo
Foam for medium/small NOVA seat

 KIT 115 CHAT/D



 KIT 115 CHAT/A



KIT 116 CHAT/C01

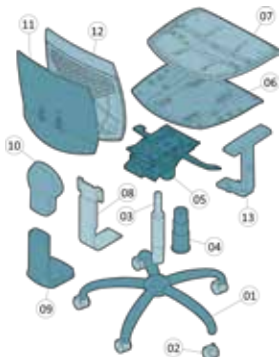
KIT 116 CHAT/B



KIT 116 CHAT/C01

T A S K HIGHLINE

Schienale alto, base Artica mini, meccanica Whale, sedile Chat, braccioli Orion regolabili
High back, mini Artica base, Whale mechanism, Chat seat, Orion adjustable armrests

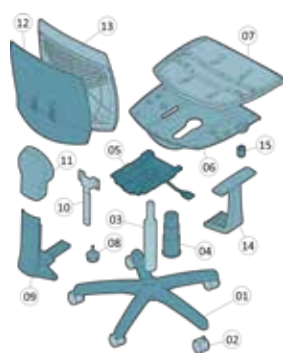


- 01 1 x BAM60901FC Base ARTICA media, Ø 685mm, cromata
ARTICA medium base, Ø 685mm, chromed
- 02 1 x CSP003NR Coprisaldatura base ALPHA/SPLASH/ARTICA, nero
Welding cover for ARTICA/ALPHA/SPLASH base, black
- 03 5 x RUP0011NR Ruota libera Ø 50mm, perno Ø 11mm, nera
Free castor Ø 50mm, pin Ø 11mm, black
- 04 1 x ALM90201 Alzata a gas 50x28x185mm, classe III, corsa 80mm, nera
Gas lift 50x28x185mm, class III, run 80mm, black
- 05 1 x STP001ANR Copricolonna telescopico a 3 stadi piano, Ø 50mm, nero
3 stages flat telescopic bellow, Ø 50mm, black
- 06 1 x SYM04513 Meccanica sincronizzata WHALE
WHALE synchronized mechanism
- 07 1 x SSP297ANR Sottosedile CHAT, nero
CHAT outer seat, 10° armrests inclination, black
- 08 1 x SDZ114A98AH Sedile in plastica rinforzata CHAT per SSP297, con barre, 14 borchie
CHAT reinforced inner seat for SSP297 and SSP299, 14 T-nuts
- 09 1 x LRM061PNRS Lama regolabile in altezza, corsa 85mm, fissaggio 100x30mm, 120x50mm, nera
Height adjustable back bar, run 75mm, 100x30mm, 120x50mm fixing points, black
- 10 1 x CLP011NR Coprilama CHAT, larghezza 95/130mm, nero
CHAT back bar cover, width 95/130mm, black
- 11 1 x ACP658NRA Coprisnodo per coprilama CHAT, nero
CHAT back bar cover (CLP011), black
- 12 1 x SCP360ANR28 Coprischienale CHAT, 4 borchie, nero
CHAT outer backrest, 4 t-nuts, black
- 13 1 x SHP194BN1 Interno schienale CHAT alto per SCP360
CHAT high inner backrest for SCP360
- 14 2 x BRP218AAHANR Bracciolo regolabile ORION con staffa 10°, corsa 80mm, nero (ambidestro)
ORION adjustable armrest, with integrated 10° bracket, run 80mm, black (L&R hands)
- 15 4 x VTM0330BPXFB Vite truciolare TC+ 3.5x30mm, brunita
Chipboard screw PZ pan head 3.5x30 mm, bronzed
- 16 7 x VTM0516BPCFB Vite hilo testa Ø10.5 TB+ 5x16mm, brunita
Hilo screw tip Ø10.5 truss head 5x16mm, bronzed
- 17 8 x VTM0630BPCFB Vite TBL COMBI DS M6x30mm, brunita
Screw wide combo truss head M6x30mm, bronzed
- 18 6 x VTM0645BPCFB Vite TBL COMBI DS M6x45mm, brunita
Screw wide combo truss head M6x45mm, bronzed
- 19 5 x VTM0812BPBFB Vite TBEI DS M8x12mm, brunita
Screw hex recess truss head M8x12mm, bronzed

KIT 116 CHAT/B

T A S K

Schienale alto, base Arco large, CP Fulcro, sedile Chat, braccioli Chat
High back, large Arco base, Fulcro permanent contact, Chat seat, Chat armrests



- 01 1 x BAY01901NR Base ARCO large in nylon, nera
ARCO large black nylon base
- 02 5 x RUP0011NR Ruota libera Ø 50mm, perno Ø 11mm
Free wheel castor Ø 50mm, pin Ø 11mm
- 03 1 x ALM31701S Alzata a gas 50x28x230mm, corsa 135mm, nera, imballo su scatola
Gas lift 50x28x230mm, run 135mm, black, packed in box
- 04 1 x STP001ANR Soffietto telescopico a 3 stadi piano, Ø 50mm
Flat telescopic bellow with 3 stage, Ø 50mm
- 05 1 x PSM00215NR Piastra cono Ø 28mm, leva a "S", spessore 3mm
Seat plate cone Ø28mm, "S" shaped lever, thickness 3mm
- 06 1 x SSP299ANR Sottosedile CHAT per pulsante
CHAT push-button seat outer
- 07 1 x SDZ114A98AH Sedile CHAT rinforzato, 14 borchie
CHAT reinforced seat, 14 T-nuts
- 08 1 x VLP3F5NR Volantino serie 300, A=Ø50mm, B=M8x30mm, C=30mm, H=26mm
Handwheel series 300, A=Ø50mm, B=M8x30mm, C=30mm, H=26mm, black
- 09 1 x CPMF05NR Contatto permanente FULCRO
FULCRO permanent contact
- 10 1 x ASM026TFZ Estensore a T up&down curvato con staffa di fissaggio fissa 80x30mm - 100x30mm
Up-down "T" extension with integrated bracket, 80x30mm - 100x30mm
- 11 1 x ACP658NRB Cuffia per coprilama CHAT (versione FULCRO)
CHAT back bar cover (FULCRO version)
- 12 1 x SCP360ANR28 Coprischienale CHAT
CHAT seatback cover
- 13 1 x SHP194BN1 Schienale CHAT alto
CHAT high seatback
- 14 2 x BRY157AAHANR Bracciolo CHAT con staffa integrata
CHAT armrest with integrated bracketed
- 15 1 x ACY665NR Pulsante CHAT
CHAT push-button
- 16 4 x VTM0330BPXFB Vite truciolare TC+ 3.5x30mm, brunita
Chipboard screw PZ pan head 3.5x30 mm, bronzed
- 17 7 x VTM0516BPCFB Vite hilo testa Ø10.5 TB+ 5x16mm, brunita
Hilo screw tip Ø10.5 truss head 5x16mm, bronzed
- 18 4 x VTM0616BPCFB Vite TBL COMBI DS M6x16mm, brunita
Screw wide combo truss head M6x16mm, bronzed
- 19 6 x VTM0650BPCFB Vite TBL COMBI M6x50mm, brunita
Screw wide combo truss head M6x50, m bronzed

KIT 115 CHAT/A

T A S K

Schienale basso, base Arco large, CP Eco-Fulcro, sedile Chat, braccioli Chat large, CP Eco-Fulcro, sedile Chat, braccioli Chat
Low back, large Arco base, Eco-Fulcro permanent contact, Chat seat, Chat armrests

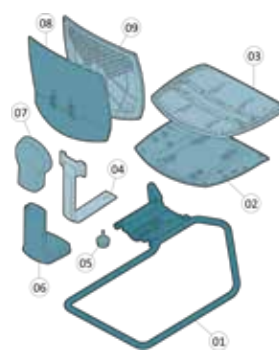


- 01 1 x BAY01901NR Base ARCO large in nylon, nera
ARCO large black nylon base
- 02 5 x RUP0011NR Ruota libera Ø 50mm, perno Ø 11mm
Free wheel castor Ø 50mm, pin Ø 11mm
- 03 1 x ALM31701S Alzata a gas 50x28x230mm, corsa 135mm, nera, imballo su scatola
Gas lift 50x28x230mm, run 135mm, black, packed in box
- 04 1 x STP001ANR Soffietto telescopico a 3 stadi piano, Ø 50mm
Flat telescopic bellow with 3 stage, Ø 50mm
- 05 1 x PSM00215NR Piastra cono Ø 28mm, leva a "S", spessore 3mm
Seat plate cone Ø28mm, "S" shaped lever, thickness 3mm
- 06 1 x SSP299ANR Sottosedile CHAT per pulsante
CHAT push-button seat outer
- 07 1 x ACY665NR Pulsante CHAT
CHAT push-button
- 08 1 x SDZ114A98AH Sedile CHAT rinforzato, 14 borchie
CHAT reinforced seat, 14 T-nuts
- 09 1 x VLP3F5NR Volantino serie 300, A=Ø50mm, B=M8x30mm, C=30mm, H=26mm
Handwheel series 300, A=Ø50mm, B=M8x30mm, C=30mm, H=26mm, black
- 10 1 x CPMF55NR Contatto permanente ECO-FULCRO
ECO-FULCRO permanent contact
- 11 1 x ASM027ZFZ Estensore JET completo di staffa di fissaggio, 100x30mm
"JET" extension with integrated bracket, 100x30mm
- 12 1 x VLP3C2NRL Volantino serie 300L, A=Ø50mm, B=M8x16mm, C=8mm, H=26mm
Handwheel series 300L, A=Ø50mm, B=M8x16mm, C=8mm, H=26mm, black
- 13 1 x ACP658NRB Cuffia per coprilama CHAT (versione FULCRO)
CHAT back bar cover (FULCRO version)
- 14 1 x SCP360ANR28 Coprischienale CHAT
CHAT seatback cover
- 15 1 x SHP194AN1 Schienale CHAT basso
CHAT low seatback
- 16 2 x BRY157AAHANR Bracciolo CHAT con staffa integrata
CHAT armrest with integrated bracket
- 17 4 x VTM0330BPXFB Vite truciolare TC+ 3.5x30mm, brunita
Chipboard screw PZ pan head 3.5x30 mm, bronzed
- 18 7 x VTM0516BPCFB Vite hilo testa Ø10.5 TB+ 5x16mm, brunita
Hilo screw tip Ø10.5 TB+ 5x16mm, bronzed
- 19 4 x VTM0616BPCFB Vite TBL COMBI DS M6x16mm, brunita
Screw wide combo truss head M6x16mm, bronzed
- 20 6 x VTM0650BPCFB Vite TBL COMBI M6x50mm, brunita
Screw wide combo truss head M6x50, m bronzed

KIT 115 CHAT/D

WAITING

Schienale basso, slitta, sedile Chat
Low back, cantilever, Chat seat



- 01 1 x TLF011NR Slitta, con piastra saldata Ø 25mm, con piedini
Cantilever with welded plate and feet, Ø 25mm
- 02 1 x SSP297ANR Sottosedile CHAT
CHAT seat outer
- 03 1 x SDZ114A98AH Sedile CHAT rinforzato, 14 borchie
CHAT reinforced seat, 14 T-nuts
- 04 1 x LMM065PNR Lama fissa, larghezza 60mm, fissaggio 100x30mm, 120x50mm
Fixed back bar, width 60mm, fixing points 100x30mm, 120x50mm
- 05 1 x VLP3F5NR Volantino serie 300, A=Ø50mm, B=M8x30mm, C=30mm, H=26mm, black
Handwheel series 300, A=Ø50mm, B=M8x30mm, C=30mm, H=26mm, black
- 06 1 x CLP011NR Coprilama CHAT
CHAT back bar cover
- 07 1 x ACP658NRA Cuffia per coprilama CHAT (CLP011)
CHAT back bar cover (CLP011)
- 08 1 x SCP360ANR28 Coprischienale CHAT
CHAT seatback cover
- 09 1 x SHP194AN1 Schienale CHAT basso
CHAT low seatback
- 10 4 x VTM0330BPXFB Vite truciolare TC+ 3.5x30mm, brunita
Chipboard screw PZ pan head 3.5x30 mm, bronzed
- 11 7 x VTM0516BPCFB Vite hilo testa Ø10.5 TB+ 5x16mm, brunita
Hilo screw tip Ø10.5 truss head 5x16mm, bronzed
- 12 8 x VTM0620BPCFB Vite TBL COMBI DS M6x20mm, brunita
Screw wide combo truss head M6x20mm, bronzed

KIT 168 LIVING/J



KIT 167 LIVING/C



KIT 167 LIVING/I



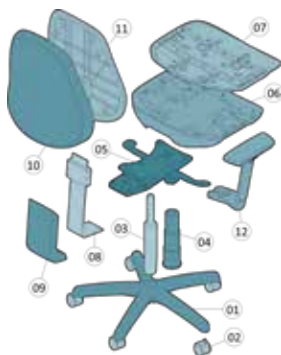
KIT 168 LIVING/H



KIT 168 LIVING/J

T A S K
HIGHLINE

Schienale medio, base Arco large, meccanica Turtle, sedile Nova medio, braccioli Star regolabili
Medium back, large Arco base, Turtle mechanism, Nova seat, Star adjustable armrests



- 01 1 x BAY01901NR Base ARCO large in nylon, nera
ARCO large black nylon base
- 02 5 x RUP0011NR Ruota libera Ø 50mm, perno Ø 11mm
Free wheel castor Ø 50mm, pin Ø 11mm
- 03 1 x ALM31701S Alzata a gas 50x28x230mm, corsa 135mm, nera, imballo su scatola
Gas lift 50x28x230mm, run 135mm, black, packed in box
- 04 1 x STP001ANR Soffietto telescopico a 3 stadi piano, Ø 50mm
Flat telescopic bellow with 3 stage, Ø 50mm
- 05 1 x SYM03913 Meccanica synchro TURTLE
TURTLE synchronized mechanism
- 06 1 x SSP269ANR Sottosedile NOVA grande
NOVA large seat outer
- 07 1 x SDZ053A78AH Sedile NOVA grande rinforzato, 14 borchie
NOVA large reinforced seat, 14 T-nuts
- 08 1 x LRM071PNR Lama regolabile, corsa 80mm, fissaggio 100x30x30mm
Adjustable back bar, run-range 80mm, fixing points 100x30x30mm
- 09 1 x SFE061ANR Soffietto TURTLE larghezza 140mm
TURTLE bellow width 140mm
- 10 1 x SCP448ANR Coprischienale LIVING medio, con agganci automatici
LIVING medium seatback cover, with automatic hooks
- 11 1 x SHP033B67 Schienale ERGON medio, 6 borchie, con distanziale 13mm
ERGON medium seatback, 6 T-nuts with 13mm spacer
- 12 2 x BRP201EAHANR Bracciolo regolabile 3D STAR dx+sx, staffa 10° integrata
3D STAR adjustable rh/lh armrest, with integrated bracket 10°
- 13 3 x VTM0516BPCFB Vite hilo testa Ø10.5 TB+ 5x16mm, brunita
Hilo screw tip Ø10.5 truss head 5x16mm, bronzed
- 14 4 x VTM0620BPCFB Vite TBL COMBI DS M6x20mm, brunita
Screw wide combo truss head M6x20mm, bronzed
- 15 10 x VTM0630BPCFB Vite TBL COMBI DS M6x30mm, brunita
Screw wide combo truss head M6x30mm, bronzed
- 16 3 x VTM0812BPBFB Vite TBEI DS M8x12mm, brunita
Screw hex recess truss head M8x12mm, bronzed
- 17 1 x SDI159A **Options**
Schiumato sedile per SD053
Seat foam for SD053

KIT 168 LIVING/H

T A S K

Schienale medio, base Arco large, meccanica Ibra, sedile Tecno 2, braccioli Flip
Medium back, large Arco base, Ibra mechanism, Tecno 2 seat, Flip armrests



- 01 1 x BAY01901NR Base ARCO large in nylon, nera
ARCO large black nylon base
- 02 5 x RUP0011NR Ruota libera Ø 50mm, perno Ø 11mm
Free wheel castor Ø 50mm, pin Ø 11mm
- 03 1 x ALM31701S Alzata a gas 50x28x230mm, corsa 135mm, nera, imballo su scatola
Gas lift 50x28x230mm, run 135mm, black, packed in box
- 04 1 x STP001ANR Soffietto telescopico a 3 stadi piano, Ø 50mm
Flat telescopic bellow with 3 stage, Ø 50mm
- 05 1 x SYM03715A Meccanica IBRA, asincrona a 3 leve
IBRA asynchronous mechanism 3 levers
- 06 1 x SSP349ANR Sottosedile TECN02
TECN02 seat outer
- 07 1 x SDZ138A15AH Sedile TECN02 rinforzato, 10 borchie
TECN02 reinforced seat, 10 T-nuts
- 08 1 x ASM029TNR Estensore up&down completo di staffa di fissaggio, 100x30mm
Up-down extension with integrated bracket, 100x30mm
- 09 1 x SFE057ANR Soffietto IBRA
IBRA bellow
- 10 1 x SCP448ANR Coprischienale LIVING medio, con agganci automatici
LIVING medium seatback cover, with automatic hooks
- 11 1 x SHP033B67 Schienale ERGON medio, 6 borchie, con distanziale 13mm
ERGON medium seatback, 6 T-nuts with 13mm spacer
- 12 2 x BRP099C30ANR Bracciolo FLIP dx+sx, con staffa 10° integrata
FLIP armrest rh/lh, with integrated bracket 10°
- 13 8 x VTM0620BPCFB Vite TBL COMBI DS M6x20mm, brunita
Screw wide combo truss head M6x20mm, bronzed
- 14 6 x VTM0630BPCFB Vite TBL COMBI DS M6x30mm, brunita
Screw wide combo truss head M6x30mm, bronzed

KIT 168 LIVING/G

T A S K

Schienale medio, base Arco large, CP Nota, sedile Nova medio, braccioli Flip
Medium back, large Arco base, Nota permanent contact, Nova seat, Flip armrests



- 01 1 x BAY01901NR Base ARCO large in nylon, nera
ARCO large black nylon base
- 02 5 x RUP0011NR Ruota libera Ø 50mm, perno Ø 11mm
Free wheel castor Ø 50mm, pin Ø 11mm
- 03 1 x ALM31701S Alzata a gas 50x28x230mm, corsa 135mm, nera, imballo su scatola
Gas lift 50x28x230mm, run 135mm, black, packed in box
- 04 1 x STP001ANR Soffietto telescopico a 3 stadi piano, Ø 50mm
Flat telescopic bellow with 3 stage, Ø 50mm
- 05 1 x PSM03015NR Piastra dattilo ECO cono Ø 28mm con leva, spessore 2.7mm
ECO seat plate cone Ø28mm, with lever, thickness 2.7mm
- 06 1 x SSP269ANR Sottosedile NOVA grande
NOVA large seat outer
- 07 1 x SDZ053A78AH Sedile NOVA grande rinforzato, 14 borchie
NOVA large reinforced seat, 14 T-nuts
- 08 1 x CPMN08NR Contatto permanente NOTA
NOTA permanent contact
- 09 1 x VLP3E3NRL Volantino serie 300L, A=Ø50mm, B=M8x25mm, C=12mm, H=26mm
Handwheel series 300L, A=Ø50mm, B=M8x25mm, C=12mm, H=26 mm, black
- 10 1 x ASM026TFZ Estensore a T up&down curvato con staffa di fissaggio fissa 80x30mm - 100x30mm
Up-down "T" extension with integrated bracket, 80x30mm - 100x30mm
- 11 1 x ACY575NR Distanziatore ad H per aste a T
Spacer "H" for J-BAR "T"
- 12 1 x SCP448ANR Coprischienale LIVING medio, con agganci automatici
LIVING medium seatback cover, with automatic hooks
- 13 1 x SHP033B67 Schienale ERGON medio, 6 borchie, con distanziale 13mm
ERGON medium seatback, 6 T-nuts with 13mm spacer
- 14 2 x BRP099C30ANR Bracciolo FLIP dx+sx, con staffa 10° integrata
FLIP armrest rh/lh, with integrated bracket 10°
- 15 3 x VTM0516BPCFB Vite hilo testa Ø10.5 TB+ 5x16mm, brunita
Hilo screw tip Ø10.5 truss head 5x16mm, bronzed
- 16 4 x VTM0620BPCFB Vite TBL COMBI DS M6x20mm, brunita
Screw wide combo truss head M6x20mm, bronzed
- 17 4 x VTM0625BPCFB Vite TBL COMBI DS M6x25mm, brunita
Screw wide combo truss head M6x25mm, bronzed
- 18 6 x VTM0630BPCFB Vite TBL COMBI DS M6x30mm, brunita
Screw wide combo truss head M6x30mm, bronzed

- 19 1 x SDI159A **Options**
Schiumato sedile per SD053
Seat foam for SD053

KIT 168 LIVING/D

T A S K

Schienale medio, base Arco large, CP Fulcro, sedile Nova medio, braccioli Flip
Medium back, large Arco base, Fulcro permanent contact, medium Nova seat, Flip armrests



- 01 1 x BAY01901NR Base ARCO large in nylon, nera
ARCO large black nylon base
- 02 5 x RUP0011NR Ruota libera Ø 50mm, perno Ø 11mm
Free wheel castor Ø 50mm, pin Ø 11mm
- 03 1 x ALM31701S Alzata a gas 50x28x230mm, corsa 135mm, nera, imballo su scatola
Gas lift 50x28x230mm, run 135mm, black, packed in box
- 04 1 x STP001ANR Soffietto telescopico a 3 stadi piano, Ø 50mm
Flat telescopic bellow with 3 stage, Ø 50mm
- 05 1 x PSM03015NR Piastra dattilo ECO cono Ø 28mm con leva, spessore 2.7mm
ECO seat plate cone Ø28mm, with lever, thickness 2.7mm
- 06 1 x SSP269ANR Sottosedile NOVA grande
NOVA large seat outer
- 07 1 x SDZ053A78AH Sedile NOVA grande rinforzato, 14 borchie
NOVA large reinforced seat, 14 T-nuts
- 08 1 x CPMF05NR Contatto permanente FULCRO
FULCRO permanent contact
- 09 1 x VLP3F5NR Volantino serie 300, A=Ø50mm, B=M8x30mm, C=30mm, H=26mm
Handwheel series 300, A=Ø50mm, B=M8x30mm, C=30mm, H=26mm, black
- 10 1 x ASM026TFZ Estensore a T up&down curvato con staffa di fissaggio fissa 80x30mm - 100x30mm
Up-down "T" extension with integrated bracket, 80x30mm - 100x30mm
- 11 1 x ACY575NR Distanziatore ad H per aste a T
Spacer "H" for J-BAR "T"
- 12 1 x SCP448ANR Coprischienale LIVING medio, con agganci automatici
LIVING medium seatback cover, with automatic hooks
- 13 1 x SHP033B67 Schienale ERGON medio, 6 borchie, con distanziale 13mm
ERGON medium seatback, 6 T-nuts with 13mm spacer
- 14 2 x BRP099C30ANR Bracciolo FLIP dx+sx, con staffa 10° integrata
FLIP armrest rh/lh, with integrated bracket 10°
- 15 3 x VTM0516BPCFB Vite hilo testa Ø10.5 TB+ 5x16mm, brunita
Hilo screw tip Ø10.5 truss head 5x16mm, bronzed
- 16 8 x VTM0620BPCFB Vite TBL COMBI DS M6x20mm, brunita
Screw wide combo truss head M6x20mm, bronzed
- 17 4 x VTM0625BPCFB Vite TBL COMBI DS M6x25mm, brunita
Screw wide combo truss head M6x25mm, bronzed
- 18 6 x VTM0630BPCFB Vite TBL COMBI DS M6x30mm, brunita
Screw wide combo truss head M6x30mm, bronzed

- 19 1 x SDI159A **Options**
Schiumato sedile per SD053
Seat foam for SD053

KIT 167 LIVING/I

T A S K

Schienale basso, base Arco large, meccanica Proxy a 2 leve, sedile Nova medio, braccioli Flip
 Low back, large Arco base, 2 levers Proxy mechanism, medium Nova seat, Flip armrests



- 01 1 x BAY01901NR Base ARCO large in nylon, nera
ARCO large black nylon base
- 02 5 x RUP0011NR Ruota libera Ø 50mm, perno Ø 11mm
Free wheel castor Ø 50mm, pin Ø 11mm
- 03 1 x ALM31701S Alzata a gas 50x28x230mm, corsa 135mm, nera, imballo su scatola
Gas lift 50x28x230mm, run 135mm, black, packed in box
- 04 1 x STP001ANR Soffietto telescopico a 3 stadi piano, Ø 50mm
Flat telescopic bellow with 3 stage, Ø 50mm
- 05 1 x SYM04215 Meccanica PROXY con movimento a contatto permanente
PROXY permanent contact
- 06 1 x SSP211ANR Sottosedile NOVA medio
NOVA medium seat outer
- 07 1 x SDZ059A79AH Sedile NOVA medio rinforzato, 14 borchie
NOVA medium reinforced seat, 14 T-nuts
- 08 1 x ASM037PNR Asta a T con piastrina saldata (serie PROXY)
"T" J-BAR with welded plate (PROXY series)
- 09 1 x SFE047GNR Soffietto PROXY-MALY
PROXY-MALY bellow
- 10 1 x SCP446ANR Coprischienale LIVING basso, con agganci automatici
LIVING low seatback cover, with automatic hooks
- 11 1 x SHP032B28 Schienale ERGON basso, 4 borchie, versione asta a T
ERGON low seatback, 4 T-nuts, "T" j-bar version
- 12 2 x BRP099C30ANR Bracciolo FLIP dx+sx, con staffa 10° integrata
FLIP armrest rh/lh, with integrated bracket 10°
- 13 3 x VTM0516BPCFB Vite hilo testa Ø10.5 TB+ 5x16mm, brunita
Hilo screw tip Ø10.5 truss head 5x16mm, bronzed
- 14 8 x VTM0616BPCFB Vite TBL COMBI DS M6x16mm, brunita
Screw wide combo truss head M6x16mm, bronzed
- 15 6 x VTM0630BPCFB Vite TBL COMBI DS M6x30mm, brunita
Screw wide combo truss head M6x30mm, bronzed
- 16 1 x SDI158A **Options**
Sedile schiumato NOVA medio-piccolo
Foam for medium/small NOVA seat

KIT 167 LIVING/F

T A S K

Schienale basso, base Arco large, CP Eco-Nota, sedile Nova, braccioli Flip
 Low back, large Arco base, Eco-Nota permanent contact, medium Nova seat, Flip armrests



- 01 1 x BAY01901NR Base ARCO large in nylon, nera
ARCO large black nylon base
- 02 5 x RUP0011NR Ruota libera Ø 50mm, perno Ø 11mm
Free wheel castor Ø 50mm, pin Ø 11mm
- 03 1 x ALM31701S Alzata a gas 50x28x230mm, corsa 135mm, nera, imballo su scatola
Gas lift 50x28x230mm, run 135mm, black, packed in box
- 04 1 x STP001ANR Soffietto telescopico a 3 stadi piano, Ø 50mm
Flat telescopic bellow with 3 stage, Ø 50mm
- 05 1 x PSM03015NR Piastra dattilo ECO cono Ø 28mm con leva, spessore 2.7mm
ECO seat plate cone Ø28mm, with lever, thickness 2.7mm
- 06 1 x SSP211ANR Sottosedile NOVA medio
NOVA medium seat outer
- 07 1 x SDZ059A79AH Sedile NOVA medio rinforzato, 14 borchie
NOVA medium reinforced seat, 14 T-nuts
- 08 1 x CPMN58NR Contatto permanente ECO-NOTA
ECO-NOTA permanent contact
- 09 1 x VLP3F5NR Volantino serie 300, A=Ø50mm, B=M8x30mm, C=30mm, H=26mm
Handwheel series 300, A=Ø50mm, B=M8x30mm, C=30mm, H=26mm, black
- 10 1 x ASM023ZFZ Estensore JET completo di staffa di fissaggio, 100x30x30mm
"JET" extension with integrated bracket, 100x30x30mm
- 11 1 x VLP3C4NRL Volantino serie 300L, A=Ø50mm, B=M8x16mm, C=16mm, H=26mm
Handwheel series 300L, A=Ø50mm, B=M8x16mm, C=16mm, H=26 mm, black
- 12 1 x ACY575NR Distanziatore ad H per asta a T
Spacer "H" for J-BAR "T"
- 13 1 x SCP446ANR Coprischienale LIVING basso, con agganci automatici
LIVING low seatback cover, with automatic hooks
- 14 1 x SHP032B28 Schienale ERGON basso, 4 borchie, versione asta a T
ERGON low seatback, 4 T-nuts, "T" j-bar version
- 15 2 x BRP099C30ANR Bracciolo FLIP dx+sx, con staffa 10° integrata
FLIP armrest rh/lh, with integrated bracket 10°
- 16 3 x VTM0516BPCFB Vite hilo testa Ø10.5 TB+ 5x16mm, brunita
Hilo screw tip Ø10.5 truss head 5x16mm, bronzed
- 17 8 x VTM0620BPCFB Vite TBL COMBI DS M6x20mm, brunita
Screw wide combo truss head M6x20mm, bronzed
- 18 4 x VTM0625BPCFB Vite TBL COMBI DS M6x25mm, brunita
Screw wide combo truss head M6x25mm, bronzed
- 19 6 x VTM0630BPCFB Vite TBL COMBI DS M6x30mm, brunita
Screw wide combo truss head M6x30mm, bronzed
- 20 1 x SDI158A **Options**
Sedile schiumato NOVA medio-piccolo
Foam for medium/small NOVA seat

KIT 167 LIVING/A

T A S K

Schienale basso, base Arco large, CP Eco-Fulcro, sedile Nova medio, braccioli Flip
 Low back, large Arco base, Eco-Fulcro permanent contact, medium Nova seat, Flip armrests

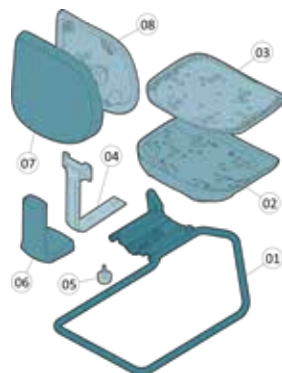


- 01 1 x BAY01901NR Base ARCO large in nylon, nera
ARCO large black nylon base
- 02 5 x RUP0011NR Ruota libera Ø 50mm, perno Ø 11mm
Free wheel castor Ø 50mm, pin Ø 11mm
- 03 1 x ALM31701S Alzata a gas 50x28x230mm, corsa 135mm, nera, imballo su scatola
Gas lift 50x28x230mm, run 135mm, black, packed in box
- 04 1 x STP001ANR Soffietto telescopico a 3 stadi piano, Ø 50mm
Flat telescopic bellow with 3 stage, Ø 50mm
- 05 1 x PSM03015NR Piastra dattilo ECO cono Ø 28mm con leva, spessore 2.7mm
ECO seat plate cone Ø28mm, with lever, thickness 2.7mm
- 06 1 x SSP211ANR Sottosedile NOVA medio
NOVA medium seat outer
- 07 1 x SDZ059A79AH Sedile NOVA medio rinforzato, 14 borchie
NOVA medium reinforced seat, 14 T-nuts
- 08 1 x CPMF55NR Contatto permanente ECO-FULCRO
ECO-FULCRO permanent contact
- 09 1 x VLP3F5NR Volantino serie 300, A=Ø50mm, B=M8x30mm, C=30mm, H=26mm
Handwheel series 300, A=Ø50mm, B=M8x30mm, C=30mm, H=26mm, black
- 10 1 x ASM0232FZ Estensore JET completo di staffa di fissaggio, 100x30x30mm
"JET" extension with integrated bracket, 100x30x30mm
- 11 1 x VLP3C2NRL Volantino serie 300L, A=Ø50mm, B=M8x16mm, C=8mm, H=26mm
Handwheel series 300L, A=Ø50mm, B=M8x16mm, C=8mm, H=26mm, black
- 12 1 x ACY575NR Distanziatore ad H per aste a T
Spacer "H" for J-BAR "T"
- 13 1 x SCP446ANR Coprischienale LIVING basso, con agganci automatici
LIVING low seatback cover, with automatic hooks
- 14 1 x SHP032B28 Schienale ERGON basso, 4 borchie, versione asta a T
ERGON low seatback, 4 T-nuts, "T" j-bar version
- 15 2 x BRP099C30ANR Bracciolo FLIP dx+sx, con staffa 10° integrata
FLIP armrest rh/lh, with integrated bracket 10°
- 16 3 x VTM0516BPCFB Vite hilo testa Ø10.5 TB+ 5x16mm, brunita
Hilo screw tip Ø10.5 truss head 5x16mm, bronzed
- 17 8 x VTM0620BPCFB Vite TBL COMBI DS M6x20mm, brunita
Screw wide combo truss head M6x20mm, bronzed
- 18 4 x VTM0625BPCFB Vite TBL COMBI DS M6x25mm, brunita
Screw wide combo truss head M6x25mm, bronzed
- 19 6 x VTM0630BPCFB Vite TBL COMBI DS M6x30mm, brunita
Screw wide combo truss head M6x30mm, bronzed
- 20 1 x SDI158A **Options**
Sedile schiumato NOVA medio-piccolo
Foam for medium/small NOVA seat


KIT 167 LIVING/C

WAITING

Schienale basso, slitta, sedile Nova medio
 Low back, cantilever, Nova medium seat



- 01 1 x TLF011NR Slitta, con piastra saldata Ø 25mm, con piedini
Cantilever with welded plate and feet, Ø 25mm
- 02 1 x SSP211ANR Sottosedile NOVA medio
NOVA medium seat outer
- 03 1 x SDZ059A79AH Sedile NOVA medio rinforzato, 14 borchie
NOVA medium reinforced seat, 14 T-nuts
- 04 1 x LMM065PNR Lama fissa, larghezza 60mm, fissaggio 100x30mm, 120x50mm
Fixed back bar, width 60mm, fixing points 100x30mm, 120x50mm
- 05 1 x VLP3F5NR Volantino serie 300, A=Ø50mm, B=M8x30mm, C=30mm, H=26mm, black
Handwheel series 300, A=Ø50mm, B=M8x30mm, C=30mm, H=26mm, black
- 06 1 x CLP011NR Coprilama CHAT
CHAT back bar cover
- 07 1 x SCP446ANR Coprischienale LIVING basso, con agganci automatici
LIVING low seatback cover, with automatic hooks
- 08 1 x SHP032B28 Schienale ERGON basso, 4 borchie, versione asta a T
ERGON low seatback, 4 T-nuts, "T" j-bar version
- 09 3 x VTM0516BPCFB Vite hilo testa Ø10.5 TB+ 5x16mm, brunita
Hilo screw tip Ø10.5 truss head 5x16mm, bronzed
- 10 4 x VTM0616BPCFB Vite TBL COMBI DS M6x16mm, brunita
Screw wide combo truss head M6x16mm, bronzed
- 11 4 x VTM0620BPCFB Vite TBL COMBI DS M6x20mm, brunita
Screw wide combo truss head M6x20mm, bronzed
- 12 1 x SDI158A **Options**
Sedile schiumato NOVA medio-piccolo
Foam for medium/small NOVA seat

 KIT 057 ESTELA/A01



 KIT 058 ESTELA/J



KIT 056 ESTELA/A01

KIT 057 ESTELA/G



B

ESTELA

KIT 058 ESTELA/J

T A S K
HIGHLINE

Schienale alto, base Arco extra-large, meccanica Turtle, sedile Tecno 2, braccioli Tau regolabili, pad Ni
High back, XL Arco base, Turtle mechanism, Tecno2 seat, Tau adjustable armrests, Ni pad



- 01 1 x BAY01601NR Base ARCO XL, in nylon, nera
ARCO XL black nylon base
- 02 5 x RUP0011NR Ruota libera Ø 50mm, perno Ø 11mm
Free wheel castor Ø 50mm, pin Ø 11mm
- 03 1 x ALM90201 Alzata a gas 50x28x185mm, classe III, corsa 80mm, nera
Gas lift 50x28x185mm, class III, run 80mm, black
- 04 1 x STP001ANR Soffietto telescopico a 3 stadi piano, Ø 50mm
Flat telescopic bellow with 3 stage, Ø 50mm
- 05 1 x SYM03913 Meccanica synchro TURTLE
TURTLE synchronized mechanism
- 06 1 x SSP349ANR Sottosedile TECN02
TECNO2 seat outer
- 07 1 x SDZ138A78AH Sedile TECN02 rinforzato, 14 borchie
TECNO2 reinforced seat, 14 T-nuts
- 08 1 x LRM072PNR Lama regolabile per meccanica TURTLE
Adjustable back bar for TURTLE mechanism
- 09 1 x SFE037CNR Soffietto CRIS per lama
CRIS bellow for back bar
- 10 1 x ACY575NR Distanziatore ad H per aste a T
Spacer "H" for J-BAR "T"
- 11 1 x SCP250ANR Coprischienale ESTELA alto
ESTELA high seatback cover
- 12 1 x SHP037C67 Schienale ERGON alto, 6 borchie
ERGON high seatback, 6 T-nuts
- 13 2 x BRP196AAHANR Bracciolo regolabile TAU senza pad, staffa 10° integrata
TAU adjustable armrest without pad, with integrated bracket 10°
- 14 2 x ACU869NR Pad bracciolo NI in poliuretano
Ni polyurethane armrest pad
- 15 4 x VTM0612BPCFB Vite TBL COMBI M6x12mm, brunita
Screw wide combo truss head M6x12mm, bronzed
- 16 4 x VTM0616BPCFB Vite TBL COMBI DS M6x16mm, brunita
Screw wide combo truss head M6x16mm, bronzed
- 17 6 x VTM0625BPCFB Vite TBL COMBI DS M6x25mm, brunita
Screw wide combo truss head M6x25mm, bronzed
- 18 4 x VTM0640BPCFB Vite TBL COMBI DS M6x40mm, brunita
Screw wide combo truss head M6x40mm, bronzed
- 19 3 x VTM0812BPPFB Vite TBEI DS M8x12mm, brunita
Screw hex recess truss head M8x12mm, bronzed

KIT 057 ESTELA/G

T A S K

Schienale medio, base Arco large, meccanica Ibra, sedile Tecno 2, braccioli Tau regolabili, pad Chi
Medium back, large Arco base, Ibra mechanism, Tecno2 seat, Tau adjustable armrests, Chi pad



- 01 1 x BAY01901NR Base ARCO large in nylon, nera
ARCO large black nylon base
- 02 5 x RUP0011NR Ruota libera Ø 50mm, perno Ø 11mm
Free wheel castor Ø 50mm, pin Ø 11mm
- 03 1 x ALM31701S Alzata a gas 50x28x230mm, corsa 135mm, nera, imballo su scatola
Gas lift 50x28x230mm, run 135mm, black, packed in box
- 04 1 x STP001ANR Soffietto telescopico a 3 stadi piano, Ø 50mm
Flat telescopic bellow with 3 stage, Ø 50mm
- 05 1 x SYM03715A Meccanica IBRA, asincrona a 3 leve
IBRA asynchronous mechanism 3 levers
- 06 1 x SSP349ANR Sottosedile TECN02
TECNO2 seat outer
- 07 1 x SDZ138A15AH Sedile TECN02 rinforzato, 10 borchie
TECNO2 reinforced seat, 10 T-nuts
- 08 1 x ASM029TNR Estensore up&down completo di staffa di fissaggio, 100x30mm
Up-down extension with integrated bracket, 100x30mm
- 09 1 x SFE057ANR Soffietto IBRA
IBRA bellow
- 10 1 x SCP248ANR Coprischienale ESTELA medio
ESTELA medium seatback cover
- 11 1 x SHP033A67 Schienale ERGON medio, 6 borchie
ERGON medium seatback, 6 T-nuts
- 12 2 x BRP196AAHANR Bracciolo regolabile TAU senza pad, staffa 10° integrata
TAU adjustable armrest without pad, with integrated bracket 10°
- 13 2 x ACU870NR Pad Bracciolo in Poliuretano CHI - Nero
CHI black polyurethane armrest pad
- 14 4 x VTM0616BPXFB Vite TB+ M6x16mm, brunita
Screw truss head M6x16mm, bronzed
- 15 8 x VTM0620BPCFB Vite TBL COMBI DS M6x20mm, brunita
Screw wide combo truss head M6x20mm, bronzed
- 16 6 x VTM0625BPCFB Vite TBL COMBI DS M6x25mm, brunita
Screw wide combo truss head M6x25mm, bronzed

KIT 057 ESTELA/A01

T A S K

Schienale medio, base Jamila, CP Fulcro, sedile Nova medio, braccioli Flip
 Medium back, Jamila base, Eco-Fulcro permanent contact, medium Nova seat, Flip armrests



- 01 1 x BAY07401NR Base JAMILA in nylon Ø 600mm, nera
JAMILA black nylon base Ø600mm
- 02 5 x RUP0011NR Ruota libera Ø 50mm, perno Ø 11mm
Free wheel castor Ø 50mm, pin Ø 11mm
- 03 1 x ALM31701S Alzata a gas 50x28x230mm, corsa 135mm, nera, imballo su scatola
Gas lift 50x28x230mm, run 135mm, black, packed in box
- 04 1 x STP001ANR Soffietto telescopico a 3 stadi piano, Ø 50mm
Flat telescopic bellow with 3 stage, Ø 50mm
- 05 1 x PSM03015NR Piastra dattilo ECO cono Ø 28mm con leva, spessore 2.7mm
ECO seat plate cone Ø28mm, with lever, thickness 2.7mm
- 06 1 x SSP211ANR Sottosedile NOVA medio
NOVA medium seat outer
- 07 1 x SDZ059A79AH Sedile NOVA medio rinforzato, 14 borchie
NOVA medium reinforced seat, 14 T-nuts
- 08 1 x CPMF05NR Contatto permanente FULCRO
FULCRO permanent contact
- 09 1 x VLP3F5NR Volantino serie 300, A=Ø50mm, B=M8x30mm, C=30mm, H=26mm
Handwheel series 300, A=Ø50mm, B=M8x30mm, C=30mm, H=26mm, black
- 10 1 x ASM026TFZ Estensore a T up&down curvato con staffa di fissaggio fissa 80x30mm - 100x30mm
Up-down "T" extension with integrated bracket, 80x30mm - 100x30mm
- 11 1 x ACY575NR Distanziatore ad H per aste a T
Spacer "H" for J-BAR "T"
- 12 1 x SCP248ANR Coprischienale ESTELA medio
ESTELA medium seatback cover
- 13 1 x SHP033B67 Schienale ERGON medio, 6 borchie, con distanziale 13mm
ERGON medium seatback, 6 T-nuts with 13mm spacer
- 14 2 x BRP099C30ANR Bracciolo FLIP dx+sx, con staffa 10° integrata
FLIP armrest rh/lh, with integrated bracket 10°
- 15 3 x VTM0516BPCFB Vite hilo testa Ø10.5 TB+ 5x16mm, brunita
Hilo screw tip Ø10.5 truss head 5x16mm, bronzed
- 16 4 x VTM0620BPCFB Vite TBL COMBI DS M6x20mm, brunita
Screw wide combo truss head M6x20mm, bronzed
- 17 4 x VTM0625BPCFB Vite TBL COMBI DS M6x25mm, brunita
Screw wide combo truss head M6x25mm, bronzed
- 18 6 x VTM0630BPCFB Vite TBL COMBI DS M6x30mm, brunita
Screw wide combo truss head M6x30mm, bronzed

Options

- 19 1 x SDI158A Sedile schiumato NOVA medio-piccolo
Foam for medium/small NOVA seat

KIT 056 ESTELA/A01

T A S K

Schienale basso, base Jamila, CP Eco-Fulcro, sedile Nova medio
 Low back, Jamila base, Eco-Fulcro permanent contact, medium Nova seat



- 01 1 x BAY07401NR Base JAMILA in nylon Ø 600mm, nera
JAMILA black nylon base Ø600mm
 - 02 5 x RUP0011NR Ruota libera Ø 50mm, perno Ø 11mm
Free wheel castor Ø 50mm, pin Ø 11mm
 - 03 1 x ALM31701S Alzata a gas 50x28x230mm, corsa 135mm, nera, imballo su scatola
Gas lift 50x28x230mm, run 135mm, black, packed in box
 - 04 1 x STP001ANR Soffietto telescopico a 3 stadi piano, Ø 50mm
Flat telescopic bellow with 3 stage, Ø 50mm
 - 05 1 x PSM03015NR Piastra dattilo ECO cono Ø 28mm con leva, spessore 2.7mm
ECO seat plate cone Ø28mm, with lever, thickness 2.7mm
 - 06 1 x SSP211ANR Sottosedile NOVA medio
NOVA medium seat outer
 - 07 1 x SDP059A79AB Sedile NOVA medio, 14 borchie
NOVA medium seat, 14 T-nuts
 - 08 1 x CPMF55NR Contatto permanente ECO-FULCRO
ECO-FULCRO permanent contact
 - 09 1 x VLP3F5NR Volantino serie 300, A=Ø50mm, B=M8x30mm, C=30mm, H=26mm
Handwheel series 300, A=Ø50mm, B=M8x30mm, C=30mm, H=26mm, black
 - 10 1 x ASM023ZfZ Estensore JET completo di staffa di fissaggio, 100x30x30mm
"JET" extension with integrated bracket, 100x30x30mm
 - 11 1 x VLP3C2NRL Volantino serie 300L, A=Ø50mm, B=M8x16mm, C=8mm, H=26mm
Handwheel series 300L, A=Ø50mm, B=M8x16mm, C=8mm, H=26mm, black
 - 12 1 x SCP246ANR Coprischienale ESTELA basso
ESTELA low seatback cover
 - 13 1 x SHP032B28 Schienale ERGON basso, 4 borchie, versione asta a T
ERGON low seatback, 4 T-nuts, "T" j-bar version
 - 14 3 x VTM0516BPCFB Vite hilo testa Ø10.5 TB+ 5x16mm, brunita
Hilo screw tip Ø10.5 truss head 5x16mm, bronzed
 - 15 8 x VTM0620BPCFB Vite TBL COMBI DS M6x20mm, brunita
Screw wide combo truss head M6x20mm, bronzed
- Options**
 Sedile schiumato NOVA medio-piccolo
 Foam for medium/small NOVA seat

 KIT 111 GOCCIA/J



 KIT 110 GOCCIA/A



KIT 109 GOCCIA/B

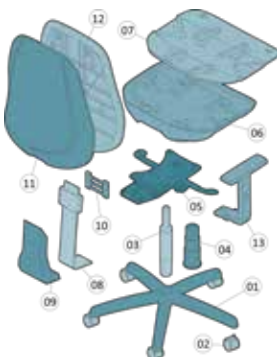
KIT 110 GOCCIA/B



KIT 111 GOCCIA/J

T A S K HIGHLINE

Schienale alto, base Arco extra-large, meccanica Turtle, sedile Nova maxi, braccioli Orion regolabili High back, XL Arco base, Turtle mechanism, maxi Nova seat, Rainbow adjustable armrests



- 01 1 x BAY01601NR Base ARCO XL, in nylon, nera
ARCO XL black nylon base
- 02 5 x RUP0011NR Ruota libera Ø 50mm, perno Ø 11mm
Free wheel castor Ø 50mm, pin Ø 11mm
- 03 1 x ALM90201 Alzata a gas 50x28x185mm, classe III, corsa 80mm, nera
Gas lift 50x28x185mm, class III, run 80mm, black
- 04 1 x STP001ANR Soffietto telescopico a 3 stadi piano, Ø 50mm
Flat telescopic bellow with 3 stage, Ø 50mm
- 05 1 x SYM03913 Meccanica synchro TURTLE
TURTLE synchronized mechanism
- 06 1 x SSP213ANR Sottosedile NOVA XL
NOVA XL seat outer
- 07 1 x SDB060A79AH Sedile in bois moulé NOVA grande
NOVA large seat in compound wood
- 08 1 x LRM072PNR Lama regolabile per meccanica TURTLE
Adjustable back bar for TURTLE mechanism
- 09 1 x SFE062ANR Soffietto TURTLE larghezza 95mm
TURTLE bellow width 95mm
- 10 1 x ACY575NR Distanziatore ad H per aste a T
Spacer "H" for J-BAR "T"
- 11 1 x SCP274ANR Coprischienale GOCCIA alto
GOCCIA high seatback cover
- 12 1 x SHP037C67 Schienale ERGON alto, 6 borchie
ERGON high seatback, 6 T-nuts
- 13 2 x BRP218AAHANR Bracciolo regolabile ORION, staffa 10° integrata
ORION adjustable armrest, with integrated bracket 10°
- 14 3 x VTM0516BPCFB Vite hilo testa Ø10.5 TB+ 5x16mm, brunita
Hilo screw tip Ø10.5 truss head 5x16mm, bronzed
- 15 4 x VTM0630BPCFB Vite TBL COMBI DS M6x30mm, brunita
Screw wide combo truss head M6x30mm, bronzed
- 16 10 x VTM0640BPCFB Vite TBL COMBI DS M6x40mm, brunita
Screw wide combo truss head M6x40mm, bronzed
- 17 3 x VTM0812BPBFB Vite TBEI DS M8x12mm, brunita
Screw hex recess truss head M8x12mm, bronzed

KIT 110 GOCCIA/B

T A S K

Schienale medio, base Arco large, meccanica Proxy a 2 leve, sedile Nova medio, braccioli Chat Medium back, large Arco base, 2 levers Proxy mechanism, medium Nova seat, Chat armrests

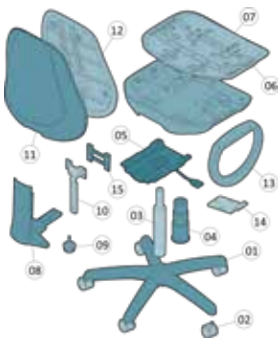


- 01 1 x BAY01901NR Base ARCO large in nylon, nera
ARCO large black nylon base
- 02 5 x RUP0011NR Ruota libera Ø 50mm, perno Ø 11mm
Free wheel castor Ø 50mm, pin Ø 11mm
- 03 1 x ALM31701S Alzata a gas 50x28x230mm, corsa 135mm, nera, imballo su scatola
Gas lift 50x28x230mm, run 135mm, black, packed in box
- 04 1 x STP001ANR Soffietto telescopico a 3 stadi piano, Ø 50mm
Flat telescopic bellow with 3 stage, Ø 50mm
- 05 1 x SYM04215 Meccanica PROXY con movimento a contatto permanente
PROXY permanent contact
- 06 1 x SSP211ANR Sottosedile NOVA medio
NOVA medium seat outer
- 07 1 x SDP059A15AH Sedile NOVA medio, 10 borchie
NOVA medium seat, 10 T-nuts
- 08 1 x ASM037PNR Asta a T con piastrina saldata (serie PROXY)
"T" J-BAR with welded plate (PROXY series)
- 09 1 x SFE047ANR Soffietto telescopico PROXY-ERGON-INCA
PROXY-ERGON-INCA telescopic bellow
- 10 1 x SCP272ANR Coprischienale GOCCIA medio
GOCCIA medium seatback cover
- 11 1 x SHP033B67 Schienale ERGON medio, 6 borchie, con distanziale 13mm
ERGON medium seatback, 6 T-nuts with 13mm spacer
- 12 2 x BRY157AAHANR Bracciolo CHAT con staffa integrata
CHAT armrest with integrated bracket
- 13 8 x VTM0616BPCFB Vite TBL COMBI DS M6x16mm, brunita
Screw wide combo truss head M6x16mm, bronzed
- 14 6 x VTM0635BPCFB Vite TBL COMBI DS M6x35mm, brunita
Screw wide combo truss head M6x35mm, bronzed
- 15 1 x SDI158A Sedile schiumato NOVA medio-piccolo
Foam for medium/small NOVA seat

KIT 110 GOCCIA/A

T A S K

Schienale medio, base Arco large, CP Fulcro, sedile Nova, braccioli Nemo
 Medium back, large Arco base, Fulcro permanent contact, medium Nova seat, Nemo armrests

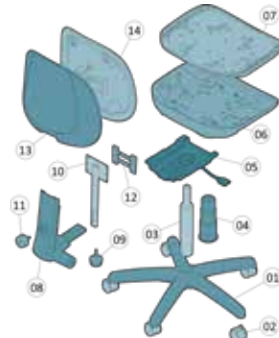


- 01 1 x BAY01901NR Base ARCO large in nylon, nera
ARCO large black nylon base
 - 02 5 x RUP0011NR Ruota libera Ø 50mm, perno Ø 11mm
Free wheel castor Ø 50mm, pin Ø 11mm
 - 03 1 x ALM31701S Alzata a gas 50x28x230mm, corsa 135mm, nera, imballo su scatola
Gas lift 50x28x230mm, run 135mm, black, packed in box
 - 04 1 x STP001ANR Soffietto telescopico a 3 stadi piano, Ø 50mm
Flat telescopic bellow with 3 stage, Ø 50mm
 - 05 1 x PSM00178NR Piastra cono Ø 28mm, leva dritta, spessore 2.7mm
Seat plate cone Ø28mm, straight lever, thickness 2.7mm
 - 06 1 x SSP269ANR Sottosedile NOVA grande
NOVA large seat outer
 - 07 1 x SDZ053A79AH Sedile NOVA grande rinforzato, 14 borchie
NOVA large reinforced seat, 14 T-nuts
 - 08 1 x CPMF05NR Contatto permanente FULCRO
FULCRO permanent contact
 - 09 1 x VLP3F5NR Volantino serie 300, A=Ø50mm, B=M8x30mm, C=30mm, H=26mm
Handwheel series 300, A=Ø50mm, B=M8x30mm, C=30mm, H=26mm, black
 - 10 1 x ASM026TFZ Estensore a T up&down curvato con staffa di fissaggio fissa 80x30mm - 100x30mm
Up-down "T" extension with integrated bracket, 80x30mm - 100x30mm
 - 11 1 x SCP272ANR Coprischienale GOCCIA medio
GOCCIA medium seatback cover
 - 12 1 x SHP033A67 Schienale ERGON medio, 6 borchie
ERGON medium seatback, 6 T-nuts
 - 13 2 x BRP128A01ANR Bracciolo NEMO, interasse 40 mm
NEMO armrest, 40mm center distance
 - 14 2 x TBM12101NR Staffa bombata, interasse 40mm (per braccioli inclinazione 10°)
Reinforced armrest bracket, 40mm center-distance (inclination 10°)
 - 15 1 x ACP546NRA Distanziatore universale per schienale inclinato, 0mm
Universal backrest spacer, 0mm
 - 16 3 x VTM0516BPCFB Vite hilo testa Ø10.5 TB+ 5x16mm, brunita
Hilo screw tip Ø10.5 truss head 5x16mm, bronzed
 - 17 8 x VTM0616BPCFB Vite TBL COMBI DS M6x16mm, brunita
Screw wide combo truss head M6x16mm, bronzed
 - 18 10 x VTM0625BPCFB Vite TBL COMBI DS M6x25mm, brunita
Screw wide combo truss head M6x25mm, bronzed
- Options**
 Schiumato sedile per SD053
 Seat foam for SD053

KIT 109 GOCCIA/B

T A S K

Schienale basso, base Arco large, CP Eco-Fulcro, sedile Nova medio
 Low back, large Arco base, Eco-Fulcro permanent contact, medium Nova seat



- 01 1 x BAY01901NR Base ARCO large in nylon, nera
ARCO large black nylon base
 - 02 5 x RUP0011NR Ruota libera Ø 50mm, perno Ø 11mm
Free wheel castor Ø 50mm, pin Ø 11mm
 - 03 1 x ALM31701S Alzata a gas 50x28x230mm, corsa 135mm, nera, imballo su scatola
Gas lift 50x28x230mm, run 135mm, black, packed in box
 - 04 1 x STP001ANR Soffietto telescopico a 3 stadi piano, Ø 50mm
Flat telescopic bellow with 3 stage, Ø 50mm
 - 05 1 x PSM03015NR Piastra dattilo ECO cono Ø 28mm con leva, spessore 2.7mm
ECO seat plate cone Ø28mm, with lever, thickness 2.7mm
 - 06 1 x SSP211ANR Sottosedile NOVA medio
NOVA medium seat outer
 - 07 1 x SDP059A79AH Sedile NOVA medio, 14 borchie
NOVA medium seat, 14 T-nuts
 - 08 1 x CPMF55NR Contatto permanente ECO-FULCRO
ECO-FULCRO permanent contact
 - 09 1 x VLP3F5NR Volantino serie 300, A=Ø50mm, B=M8x30mm, C=30mm, H=26mm
Handwheel series 300, A=Ø50mm, B=M8x30mm, C=30mm, H=26mm, black
 - 10 1 x ASM023ZFZ Estensore JET completo di staffa di fissaggio, 100x30x30mm
"JET" extension with integrated bracket, 100x30x30mm
 - 11 1 x VLP3C2NRL Volantino serie 300L, A=Ø50mm, B=M8x16mm, C=8mm, H=26mm
Handwheel series 300L, A=Ø50mm, B=M8x16mm, C=8mm, H=26mm, black
 - 12 1 x ACP546NRA Distanziatore universale per schienale inclinato, 0mm
Universal backrest spacer, 0mm
 - 13 1 x SCP270ANR Coprischienale GOCCIA basso
GOCCIA low seatback cover
 - 14 1 x SHP032B28 Schienale ERGON basso, 4 borchie, versione asta a T
ERGON low seatback, 4 T-nuts, "T" j-bar version
 - 15 4 x VTM0620BPCFB Vite TBL COMBI DS M6x20mm, brunita
Screw wide combo truss head M6x20mm, bronzed
 - 16 4 x VTM0625BPCFB Vite TBL COMBI DS M6x25mm, brunita
Screw wide combo truss head M6x25mm, bronzed
- Options**
 Sedile schiumato NOVA medio-piccolo
 Foam for medium/small NOVA seat

KIT 050 BUG/A01



KIT 051 BUG/A01



KIT 052 BUG/J

KIT 051 BUG/B



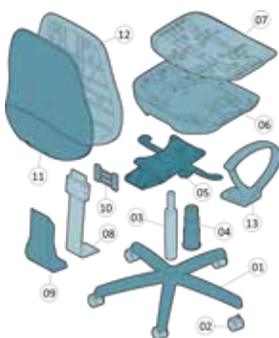
B

BUG

KIT 052 BUG/J

T A S K
HIGHLINE

Schienale alto, base Arco XL, meccanica Turtle, sedile Nova, braccioli Flip
High back, XL Arco base, Turtle mechanism, Nova seat, Flip armrests

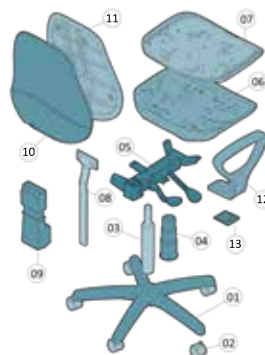


- 01 1 x BAY01601NR Base ARCO XL, in nylon, nera
ARCO XL black nylon base
- 02 5 x RUP0011NR Ruota libera Ø 50mm, perno Ø 11mm
Free wheel castor Ø 50mm, pin Ø 11mm
- 03 1 x ALM31701S Alzata a gas 50x28x230mm, corsa 135mm, nera, imballo su scatola
Gas lift 50x28x230mm, run 135mm, black, packed in box
- 04 1 x STP001ANR Soffietto telescopico a 3 stadi piano, Ø 50mm
Flat telescopic bellow with 3 stage, Ø 50mm
- 05 1 x SYM03913 Meccanica synchro TURTLE
TURTLE synchronized mechanism
- 06 1 x SSP269ANR Sottosedile NOVA grande
NOVA large seat outer
- 07 1 x SDZ053A78AH Sedile NOVA grande rinforzato, 14 borchie
NOVA large reinforced seat, 14 T-nuts
- 08 1 x LRM072PNR Lama regolabile per meccanica TURTLE
Adjustable back bar for TURTLE mechanism
- 09 1 x SFE062ANR Soffietto TURTLE larghezza 95mm
TURTLE bellow width 95mm
- 10 1 x ACY575NR Distanziatore ad H per aste a T
Spacer "H" for J-BAR "T"
- 11 1 x SCP234ANR Coprischienale BUG alto
BUG high seatback cover
- 12 1 x SHP037C67 Schienale ERGON alto, 6 borchie
ERGON high seatback, 6 T-nuts
- 13 2 x BRP099C30ANR Bracciolo FLIP dx+sx, con staffa 10° integrata
FLIP armrest rh/lh, with integrated bracket 10°
- 14 3 x VTM0516BPCFB Vite hilo testa Ø10.5 TB+ 5x16mm, brunita
Hilo screw tip Ø10.5 truss head 5x16mm, bronzed
- 15 4 x VTM0620BPCFB Vite TBL COMBI DS M6x20mm, brunita
Screw wide combo truss head M6x20mm, bronzed
- 16 6 x VTM0630BPCFB Vite TBL COMBI DS M6x30mm, brunita
Screw wide combo truss head M6x30mm, bronzed
- 17 4 x VTM0640BPCFB Vite TBL COMBI DS M6x40mm, brunita
Screw wide combo truss head M6x40mm, bronzed
- 18 3 x VTM0812BPBFB Vite TBEI DS M8x12mm, brunita
Screw hex recess truss head M8x12mm, bronzed
- 19 1 x SDI159A **Options**
Schiumato sedile per SD053
Seat foam for SD053

KIT 051 BUG/B

T A S K

Schienale medio, base Arco large, meccanica Proxy a 2 leve, sedile Nova medio, braccioli Tempo
Medium back, large Arco base, 2 levers Proxy mechanism, medium Nova seat, Tempo armrests



- 01 1 x BAY01901NR Base ARCO large in nylon, nera
ARCO large black nylon base
- 02 5 x RUP0011NR Ruota libera Ø 50mm, perno Ø 11mm
Free wheel castor Ø 50mm, pin Ø 11mm
- 03 1 x ALM31701S Alzata a gas 50x28x230mm, corsa 135mm, nera, imballo su scatola
Gas lift 50x28x230mm, run 135mm, black, packed in box
- 04 1 x STP001ANR Soffietto telescopico a 3 stadi piano, Ø 50mm
Flat telescopic bellow with 3 stage, Ø 50mm
- 05 1 x SYM04215 Meccanica PROXY con movimento a contatto permanente
PROXY permanent contact
- 06 1 x SSP211ANR Sottosedile NOVA medio
NOVA medium seat outer
- 07 1 x SDP059A15AH Sedile NOVA medio, 10 borchie
NOVA medium seat, 10 T-nuts
- 08 1 x ASM037PNR Asta a T con piastrina saldata (serie PROXY)
"T" J-BAR with welded plate (PROXY series)
- 09 1 x SFE047CNR Soffietto PROXY-BUG
PROXY-BUG bellow
- 10 1 x SCP232ANR Coprischienale BUG medio
BUG medium seatback cover
- 11 1 x SHP033B67 Schienale ERGON medio, 6 borchie, con distanziale 13mm
ERGON medium seatback, 6 T-nuts with 13mm spacer
- 12 2 x BRP077AAHANR Bracciolo TEMPO
TEMPO armrest
- 13 2 x ACP596NR Distanziale 55x55mm (per braccioli inclinazione 5°)
Spacer 55x55mm for armrests with inclination 5°
- 14 8 x VTM0616BPCFB Vite TBL COMBI DS M6x16mm, brunita
Screw wide combo truss head M6x16mm, bronzed
- 15 6 x VTM0625BPCFB Vite TBL COMBI DS M6x25mm, brunita
Screw wide combo truss head M6x25mm, bronzed
- 16 1 x SDI158A **Options**
Sedile schiumato NOVA medio-piccolo
Foam for medium/small NOVA seat

KIT 051 BUG/A01

T A S K

Schienale medio, base Jamila, CP Fulcro, sedile Nova medio, braccioli Omega
 Medium back, Jamila base, Eco-Fulcro permanent contact, medium Nova seat, Omega armrests

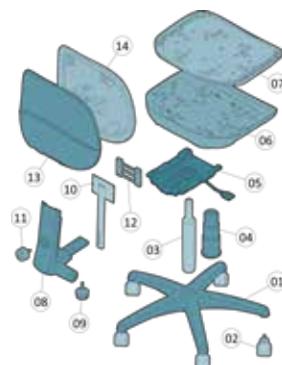


- 01 1 x BAY07401NR Base JAMILA in nylon Ø 600mm, nera
JAMILA black nylon base Ø600mm
- 02 5 x RUP0011NR Ruota libera Ø 50mm, perno Ø 11mm
Free wheel castor Ø 50mm, pin Ø 11mm
- 03 1 x ALM31701S Alzata a gas 50x28x230mm, corsa 135mm, nera, imballo su scatola
Gas lift 50x28x230mm, run 135mm, black, packed in box
- 04 1 x STP001ANR Soffietto telescopico a 3 stadi piano, Ø 50mm
Flat telescopic bellow with 3 stage, Ø 50mm
- 05 1 x PSM03015NR Piastra dattilo ECO cono Ø 28mm con leva, spessore 2.7mm
ECO seat plate cone Ø28mm, with lever, thickness 2.7mm
- 06 1 x SSP211ANR Sottosedile NOVA medio
NOVA medium seat outer
- 07 1 x SDZ059A79AB Sedile NOVA medio rinforzato, 14 borchie
NOVA medium reinforced seat, 14 T-nuts
- 08 1 x CPMF05NR Contatto permanente FULCRO
FULCRO permanent contact
- 09 1 x VLP3F5NR Volantino serie 300, A=Ø50mm, B=M8x30mm, C=30mm, H=26mm
Handwheel series 300, A=Ø50mm, B=M8x30mm, C=30mm, H=26mm, black
- 10 1 x ASM026TFZ Estensore a T up&down curvato con staffa di fissaggio fissa 80x30mm - 100x30mm
Up-down "T" extension with integrated bracket, 80x30mm - 100x30mm
- 11 1 x SCP232ANR Coprischienale BUG medio
BUG medium seatback cover
- 12 1 x SHP033B67 Schienale ERGON medio, 6 borchie, con distanziale 13mm
ERGON medium seatback, 6 T-nuts with 13mm spacer
- 13 2 x BRP047A01ANR Bracciolo OMEGA, interasse 40mm
OMEGA armrest, 40mm center distance
- 14 2 x TBM00401NR Staffa bombata, interasse 40mm
Reinforced bracket, 40mm center-distance
- 15 3 x VTM0516BPCFB Vite hilo testa Ø10.5 TB+ 5x16mm, brunita
Hilo screw tip Ø10.5 truss head 5x16mm, bronzed
- 16 18 x VTM0620BPCFB Vite TBL COMBI DS M6x20mm, brunita
Screw wide combo truss head M6x20mm, bronzed
- 17 1 x SDI158A **Options**
Sedile schiumato NOVA medio-piccolo
Foam for medium/small NOVA seat

KIT 050 BUG/A01

T A S K

Schienale basso, base Jamila, CP Eco-Fulcro, sedile Nova medio
 Low back, Jamila base, Eco-Fulcro permanent contact, medium Nova seat



- 01 1 x BAY07401NR Base JAMILA in nylon Ø 600mm, nera
JAMILA black nylon base Ø600mm
- 02 5 x RUP0011NR Ruota libera Ø 50mm, perno Ø 11mm
Free wheel castor Ø 50mm, pin Ø 11mm
- 03 1 x ALM31701S Alzata a gas 50x28x230mm, corsa 135mm, nera, imballo su scatola
Gas lift 50x28x230mm, run 135mm, black, packed in box
- 04 1 x STP001ANR Soffietto telescopico a 3 stadi piano, Ø 50mm
Flat telescopic bellow with 3 stage, Ø 50mm
- 05 1 x PSM03015NR Piastra dattilo ECO cono Ø 28mm con leva, spessore 2.7mm
ECO seat plate cone Ø28mm, with lever, thickness 2.7mm
- 06 1 x SSP211ANR Sottosedile NOVA medio
NOVA medium seat outer
- 07 1 x SDP059A79AH Sedile NOVA medio, 14 borchie
NOVA medium seat, 14 T-nuts
- 08 1 x CPMF55NR Contatto permanente ECO-FULCRO
ECO-FULCRO permanent contact
- 09 1 x VLP3F5NR Volantino serie 300, A=Ø50mm, B=M8x30mm, C=30mm, H=26mm
Handwheel series 300, A=Ø50mm, B=M8x30mm, C=30mm, H=26mm, black
- 10 1 x ASM023ZFZ Estensore JET completo di staffa di fissaggio, 100x30x30mm
"JET" extension with integrated bracket, 100x30x30mm
- 11 1 x VLP3C2NRL Volantino serie 300L, A=Ø50mm, B=M8x16mm, C=8mm, H=26mm
Handwheel series 300L, A=Ø50mm, B=M8x16mm, C=8mm, H=26mm, black
- 12 1 x ACY575NR Distanziatore ad H per aste a T
Spacer "H" for J-BAR "T"
- 13 1 x SCP230ANR Coprischienale BUG basso
BUG low seatback cover
- 14 1 x SHP032B28 Schienale ERGON basso, 4 borchie, versione asta a T
ERGON low seatback, 4 T-nuts, "T" j-bar version
- 15 4 x VTM0620BPCFB Vite TBL COMBI DS M6x20mm, brunita
Screw wide combo truss head M6x20mm, bronzed
- 16 4 x VTM0625BPCFB Vite TBL COMBI DS M6x25mm, brunita
Screw wide combo truss head M6x25mm, bronzed
- 17 1 x SDI158A **Options**
Sedile schiumato NOVA medio-piccolo
Foam for medium/small NOVA seat

KIT 025 INCA/D



KIT 026 INCA/B



KIT 027 INCA/J

KIT 028 INCA/C



KIT 027 INCA/J

T A S K
HIGHLINE

Schienale alto, base Arco XL, meccanica Turtle, sedile Nova, braccioli Tau regolabili, pad Prometeo
High back, XL Arco base, Turtle mechanism, Nova seat, Tau adjustable armrests, Prometeo pad



- 01 1 x BAY01601NR Base ARCO XL, in nylon, nera
ARCO XL black nylon base
- 02 5 x RUP0011NR Ruota libera Ø 50mm, perno Ø 11mm
Free wheel castor Ø 50mm, pin Ø 11mm
- 03 1 x ALM90201 Alzata a gas 50x28x185mm, classe III, corsa 80mm, nera
Gas lift 50x28x185mm, class III, run 80mm, black
- 04 1 x STP001ANR Soffietto telescopico a 3 stadi piano, Ø 50mm
Flat telescopic bellow with 3 stage, Ø 50mm
- 05 1 x SYM03913 Meccanica synchro TURTLE
TURTLE synchronized mechanism
- 06 1 x SSP269ANR Sottosedile NOVA grande
NOVA large seat outer
- 07 1 x SDZ053A78AH Sedile NOVA grande rinforzato, 14 borchie
NOVA large reinforced seat, 14 T-nuts
- 08 1 x LRM072PNR Lama regolabile per meccanica TURTLE
Adjustable back bar for TURTLE mechanism
- 09 1 x SFE062ANRB Soffietto TURTLE per BUG-INCA, larghezza 95mm
TURTLE bellow for BUG-INCA, width 95mm
- 10 1 x ACP546NRA Distanziatore universale per schienale inclinato, 0mm
Universal backrest spacer, 0mm
- 11 1 x SCP126ANR Coprischienale INCA alto
INCA high seatback cover
- 12 1 x SHP037D67 Schienale ERGON alto, 6 borchie, versione asta a T
ERGON high seatback, 6 T-nuts ("T" J-BAR version)
- 13 2 x BRP196AAHANR Bracciolo regolabile TAU senza pad, staffa 10° integrata
TAU adjustable armrest without pad, with integrated bracket 10°
- 14 2 x BRP091ANR Pad PROMETEEO, interasse 100mm
PROMETEEO pad, 100mm center distance
- 15 4 x VTM0525BPCFZ Vite hilo TBL COMBI FR 5x25mm, zincata
Hilo screw wide combo truss head 5x25mm, zinc-plated
- 16 3 x VTM0516BPCFB Vite hilo testa Ø10.5 TB+ 5x16mm, brunita
Hilo screw tip Ø10.5 truss head 5x16mm, bronzed
- 17 4 x VTM0620BPCFB Vite TBL COMBI DS M6x20mm, brunita
Screw wide combo truss head M6x20mm, bronzed
- 18 6 x VTM0625BPCFB Vite TBL COMBI DS M6x25mm, brunita
Screw wide combo truss head M6x25mm, bronzed
- 19 4 x VTM0640BPCFB Vite TBL COMBI DS M6x40mm, brunita
Screw wide combo truss head M6x40mm, bronzed
- 20 3 x VTM0812BPBFB Vite TBEI DS M8x12mm, brunita
Screw hex recess truss head M8x12mm, bronzed

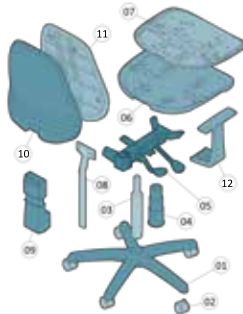
Options

- 21 1 x SDI159A Schiumato sedile per SD053
Seat foam for SD053

KIT 026 INCA/B

T A S K

Schienale medio, base Arco large, meccanica Proxy a 2 leve, sedile Ergon, braccioli Chat
Medium back, large Arco base, 2 levers Proxy mechanism, Ergon seat, Chat armrests



- 01 1 x BAY01901NR Base ARCO large in nylon, nera
ARCO large black nylon base
- 02 5 x RUP0011NR Ruota libera Ø 50mm, perno Ø 11mm
Free wheel castor Ø 50mm, pin Ø 11mm
- 03 1 x ALM31701S Alzata a gas 50x28x230mm, corsa 135mm, nera, imballo su scatola
Gas lift 50x28x230mm, run 135mm, black, packed in box
- 04 1 x STP001ANR Soffietto telescopico a 3 stadi piano, Ø 50mm
Flat telescopic bellow with 3 stage, Ø 50mm
- 05 1 x SYM04215 Meccanica synchro PROXY CP a 2 leve
PROXY permanent contact 2 levers
- 06 1 x SSP133DNR Sottosedile ERGON
ERGON seat outer
- 07 1 x SDZ010A15AH Sedile ERGON rinforzato, 10 borchie
ERGON reinforced seat, 10 T-nuts
- 08 1 x ASM037PNR Asta a T con piastrina saldata (serie PROXY)
"T" J-BAR with welded plate (PROXY series)
- 09 1 x SFE047ANR Soffietto telescopico PROXY-ERGON-INCA
PROXY-ERGON-INCA telescopic bellow
- 10 1 x SCP116ANR Coprischienale INCA medio
INCA medium seatback cover
- 11 1 x SHP033B67 Schienale ERGON medio, 6 borchie, con distanziale 13mm
ERGON medium seatback, 6 T-nuts with 13mm spacer
- 12 2 x BRY157AAHANR Bracciolo CHAT con staffa integrata
CHAT armrest with integrated bracket
- 13 4 x VTM0616BPCFB Vite TBL COMBI DS M6x16mm, brunita
Screw wide combo truss head M6x16mm, bronzed
- 14 4 x VTM0620BPCFB Vite TBL COMBI DS M6x20mm, brunita
Screw wide combo truss head M6x20mm, bronzed
- 15 6 x VTM0635BPCFB Vite TBL COMBI DS M6x35mm, brunita
Screw wide combo truss head M6x35mm, bronzed

KIT 026 INCA/C

T A S K

Schienale medio, base Jamila, CP Fulcro, sedile Ergon, braccioli Tempo
 Medium back, Jamila base, Fulcro permanent contact, Ergon seat, Tempo armrests

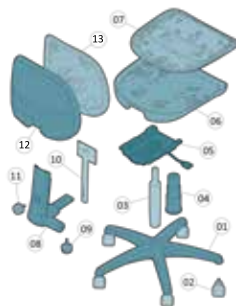


- 01 1 x BAY07401NR Base JAMILA in nylon Ø 600mm, nera
JAMILA black nylon base Ø600mm
- 02 5 x RUP0011NR Ruota libera Ø 50mm, perno Ø 11mm
Free wheel castor Ø 50mm, pin Ø 11mm
- 03 1 x ALM31701S Alzata a gas 50x28x230mm, corsa 135mm, nera, imballo su scatola
Gas lift 50x28x230mm, run 135mm, black, packed in box
- 04 1 x STP001ANR Soffietto telescopico a 3 stadi piano, Ø 50mm
Flat telescopic bellow with 3 stage, Ø 50mm
- 05 1 x PSM03015NR Piastra dattilo ECO cono Ø 28mm con leva, spessore 2.7mm
ECO seat plate cone Ø28mm, with lever, thickness 2.7mm
- 06 1 x SSP133DNR Sottosedile ERGON
ERGON seat outer
- 07 1 x SDZ010A15AH Sedile ERGON rinforzato, 10 borchie
ERGON reinforced seat, 10 T-nuts
- 08 1 x CPMF05NR Contatto permanente FULCRO
FULCRO permanent contact
- 09 1 x VLP3F5NR Volantino serie 300, A=Ø50mm, B=M8x30mm, C=30mm, H=26mm
Handwheel series 300, A=Ø50mm, B=M8x30mm, C=30mm, H=26mm, black
- 10 1 x ASM026TFZ Estensore a T up&down curvato con staffa di fissaggio fissa 80x30mm - 100x30mm
Up-down "T" extension with integrated bracket, 80x30mm - 100x30mm
- 11 1 x SCP116ANR Coprischienale INCA medio
INCA medium seatback cover
- 12 1 x SHP033B67 Schienale ERGON medio, 6 borchie, con distanziale 13mm
ERGON medium seatback, 6 T-nuts with 13mm spacer
- 13 2 x BRP077AAHANR Bracciolo TEMPO
TEMPO armrest
- 14 4 x DSP013 Distanziale 13 mm
Plastic spacer 13 mm
- 15 4 x VTM0620BPCFB Vite TBL COMBI DS M6x20mm, brunita
Screw wide combo truss head M6x20mm, bronzed
- 16 10 x VTM0625BPCFB Vite TBL COMBI DS M6x25mm, brunita
Screw wide combo truss head M6x25mm, bronzed

KIT 025 INCA/D

T A S K

Schienale basso, base Jamila, CP Eco-Fulcro, sedile Elios
 Low back, Jamila base, Eco-Fulcro permanent contact, Elios seat



- 01 1 x BAY07401NR Base JAMILA in nylon Ø 600mm, nera
JAMILA black nylon base Ø600mm
- 02 5 x RUP0011NR Ruota libera Ø 50mm, perno Ø 11mm
Free wheel castor Ø 50mm, pin Ø 11mm
- 03 1 x ALM31701S Alzata a gas 50x28x230mm, corsa 135mm, nera, imballo su scatola
Gas lift 50x28x230mm, run 135mm, black, packed in box
- 04 1 x STP001ANR Soffietto telescopico a 3 stadi piano, Ø 50mm
Flat telescopic bellow with 3 stage, Ø 50mm
- 05 1 x PSM03015NR Piastra dattilo ECO cono Ø 28mm con leva, spessore 2.7mm
ECO seat plate cone Ø28mm, with lever, thickness 2.7mm
- 06 1 x SSP193ANR Sottosedile ELIOS
ELIOS seat outer
- 07 1 x SDZ008S64AA Sedile B-LINE senza barre, 8 borchie
B-LINE seat without reinforced bars, 8 T-nuts
- 08 1 x CPMF55NR Contatto permanente ECO-FULCRO
ECO-FULCRO permanent contact
- 09 1 x VLP3F5NR Volantino serie 300, A=Ø50mm, B=M8x30mm, C=30mm, H=26mm
Handwheel series 300, A=Ø50mm, B=M8x30mm, C=30mm, H=26mm, black
- 10 1 x ASM023ZFZ Estensore JET completo di staffa di fissaggio, 100x30x30mm
"JET" extension with integrated bracket, 100x30x30mm
- 11 1 x VLP3C2NRL Volantino serie 300L, A=Ø50mm, B=M8x16mm, C=8mm, H=26mm
Handwheel series 300L, A=Ø50mm, B=M8x16mm, C=8mm, H=26 mm, black
- 12 1 x SCP096ANR Coprischienale INCA basso
INCA low seatback cover
- 13 1 x SHP032B28 Schienale ERGON basso, 4 borchie, versione asta a T
ERGON low seatback, 4 T-nuts, "T" j-bar version
- 14 4 x VTM0625BPCFB Vite TBL COMBI DS M6x25mm, brunita
Screw wide combo truss head M6x25mm, bronzed
- 15 4 x VTM0630BPCFB Vite TBL COMBI DS M6x30mm, brunita
Screw wide combo truss head M6x30mm, bronzed

KIT 017 ERGON/B



KIT 016 ERGON/A



KIT 017 ERGON/A



KIT 018 ERGON/J



KIT 018 ERGON/J

T A S K HIGHLINE

Schienale alto, base Arco nylon extra-large, meccanica Turtle, sedile Nova, braccioli Iota regolabili, pad Chi High back, nylon XL Arco base, Turtle mechanism, Nova seat, Iota adjustable armrests, Chi pad



- 01 1 x BAY01601NR Base ARCO XL, in nylon, nera
ARCO XL black nylon base
- 02 5 x RUP0011NR Ruota libera Ø 50mm, perno Ø 11mm
Free wheel castor Ø 50mm, pin Ø 11mm
- 03 1 x ALM31701S Alzata a gas 50x28x230mm, corsa 135mm, nera, imballo su scatola
Gas lift 50x28x230mm, run 135mm, black, packed in box
- 04 1 x STP001ANR Soffietto telescopico a 3 stadi piano, Ø 50mm
Flat telescopic bellows with 3 stage, Ø 50mm
- 05 1 x SYM03913 Meccanica synchro TURTLE
TURTLE synchronized mechanism
- 06 1 x SSP269ANR Sottosedile NOVA grande
NOVA large seat outer
- 07 1 x SDZ053A78AH Sedile NOVA grande rinforzato, 14 borchie
NOVA large reinforced seat, 14 T-nuts
- 08 1 x LRM072PNR Lama regolabile per meccanica TURTLE
Adjustable back bar for TURTLE mechanism
- 09 1 x SFE037ANR Soffietto CRIS
CRIS bellows
- 10 1 x ACY575NR Distanziatore ad H per aste a T
Spacer "H" for J-BAR "T"
- 11 1 x SCP128ANR Coprischienale ERGON alto
ERGON high seatback cover
- 12 1 x SHP037C67 Schienale ERGON alto, 6 borchie
ERGON high seatback, 6 T-nuts
- 13 2 x BRP197AAHANR Bracciolo regolabile IOTA senza pad, staffa integrata
IOTA adjustable armrest without pad, with integrated bracket
- 14 2 x ACU870NR Pad Bracciolo in Poliuretano CHI - Nero
CHI black polyurethane armrest pad
- 15 3 x VTM0516BPCFB Vite hilo testa Ø10.5 TB+ 5x16mm, brunita
Hilo screw tip Ø10.5 truss head 5x16mm, bronzed
- 16 4 x VTM0616BPXFB Vite TB+ M6x16mm, brunita
Screw truss head M6x16mm, bronzed
- 17 4 x VTM0620BPCFB Vite TBL COMBI DS M6x20mm, brunita
Screw wide combo truss head M6x20mm, bronzed
- 18 6 x VTM0625BPCFB Vite TBL COMBI DS M6x25mm, brunita
Screw wide combo truss head M6x25mm, bronzed
- 19 4 x VTM0640BPCFB Vite TBL COMBI DS M6x40mm, brunita
Screw wide combo truss head M6x40mm, bronzed
- 20 3 x VTM0812BPBFB Vite TBEI DS M8x12mm, brunita
Screw hex recess truss head M8x12mm, bronzed

Options

- 21 1 x SDI159A Schiumato sedile per SD053
Seat foam for SD053

KIT 017 ERGON/B

T A S K

Schienale medio, base Arco large, meccanica Proxy a 2 leve, sedile Ergon, braccioli Chat Medium back, large Arco base, 2 levers Proxy mechanism, Ergon seat, Chat armrests



- 01 1 x BAY01901NR Base ARCO large in nylon, nera
ARCO large black nylon base
- 02 5 x RUP0011NR Ruota libera Ø 50mm, perno Ø 11mm
Free wheel castor Ø 50mm, pin Ø 11mm
- 03 1 x ALM31701S Alzata a gas 50x28x230mm, corsa 135mm, nera, imballo su scatola
Gas lift 50x28x230mm, run 135mm, black, packed in box
- 04 1 x STP001ANR Soffietto telescopico a 3 stadi piano, Ø 50mm
Flat telescopic bellows with 3 stage, Ø 50mm
- 05 1 x SYM04215 Meccanica PROXY con movimento a contatto permanente
PROXY permanent contact
- 06 1 x SSP133DNR Sottosedile ERGON
ERGON seat outer
- 07 1 x SDZ010A15AH Sedile ERGON rinforzato, 10 borchie
ERGON reinforced seat, 10 T-nuts
- 08 1 x ASM037PNR Asta a T con piastrina saldata (serie PROXY)
"T" J-BAR with welded plate (PROXY series)
- 09 1 x SFE047ANR Soffietto telescopico PROXY-ERGON-INCA
PROXY-ERGON-INCA telescopic bellows
- 10 1 x SCP114ANR Coprischienale ERGON medio
ERGON medium seatback cover
- 11 1 x SHP033B67 Schienale ERGON medio, 6 borchie, con distanziale 13mm
ERGON medium seatback, 6 T-nuts with 13mm spacer
- 12 2 x BRY157AAHANR Bracciolo CHAT con staffa integrata
CHAT armrest with integrated bracket
- 13 4 x VTM0616BPCFB Vite TBL COMBI DS M6x16mm, brunita
Screw wide combo truss head M6x16mm, bronzed
- 14 4 x VTM0620BPCFB Vite TBL COMBI DS M6x20mm, brunita
Screw wide combo truss head M6x20mm, bronzed
- 15 6 x VTM0635BPCFB Vite TBL COMBI DS M6x35mm, brunita
Screw wide combo truss head M6x35mm, bronzed

KIT 017 ERGON/A

T A S K

Schienale medio, base Arco large, CP Eco-Fulcro, sedile Ergon, braccioli Chat
 Medium back, large Arco base, Eco-Fulcro permanent contact, Ergon seat, Chat armrests

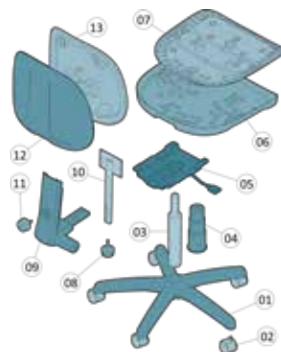


- 01 1 x BAY01901NR Base ARCO large in nylon, nera
ARCO large black nylon base
- 02 5 x RUP0011NR Ruota libera Ø 50mm, perno Ø 11mm
Free wheel castor Ø 50mm, pin Ø 11mm
- 03 1 x ALM31701S Alzata a gas 50x28x230mm, corsa 135mm, nera, imballo su scatola
Gas lift 50x28x230mm, run 135mm, black, packed in box
- 04 1 x STP001ANR Soffietto telescopico a 3 stadi piano, Ø 50mm
Flat telescopic bellow with 3 stage, Ø 50mm
- 05 1 x PSM03015NR Piastra dattilo ECO cono Ø 28mm con leva, spessore 2.7mm
ECO seat plate cone Ø28mm, with lever, thickness 2.7mm
- 06 1 x SSP133DNR Sottosedile ERGON
ERGON seat outer
- 07 1 x SDZ010A15AH Sedile ERGON rinforzato, 10 borchie
ERGON reinforced seat, 10 T-nuts
- 08 1 x VLP3F5NR Volantino serie 300, A=Ø50mm, B=M8x30mm, C=30mm, H=26mm
Handwheel series 300, A=Ø50mm, B=M8x30mm, C=30mm, H=26mm, black
- 09 1 x CPMF55NR Contatto permanente ECO-FULCRO
ECO-FULCRO permanent contact
- 10 1 x ASM0232FZ Estensore JET completo di staffa di fissaggio, 100x30x30mm
"JET" extension with integrated bracket, 100x30x30mm
- 11 1 x VLP3C2NRL Volantino serie 300L, A=Ø50mm, B=M8x16mm, C=8mm, H=26mm
Handwheel series 300L, A=Ø50mm, B=M8x16mm, C=8mm, H=26 mm, black
- 12 1 x SCP114ANR Coprischienale ERGON medio
ERGON medium seatback cover
- 13 1 x SHP033B67 Schienale ERGON medio, 6 borchie, con distanziale 13mm
ERGON medium seatback, 6 T-nuts with 13mm spacer
- 14 2 x BRY157AAHANR Bracciolo CHAT con staffa integrata
CHAT armrest with integrated bracket
- 15 4 x VTM0616BPCFB Vite TBL COMBI DS M6x16mm, brunita
Screw wide combo truss head M6x16mm, bronzed
- 16 4 x VTM0625BPCFB Vite TBL COMBI DS M6x25mm, brunita
Screw wide combo truss head M6x25mm, bronzed
- 17 6 x VTM0635BPCFB Vite TBL COMBI DS M6x35mm, brunita
Screw wide combo truss head M6x35mm, bronzed

KIT 016 ERGON/A

T A S K

Schienale basso, base Arco large, CP Eco-Fulcro, sedile B-Line
 Low back, large Arco base, Eco-Fulcro permanent contact, B-Line seat



- 01 1 x BAY01901NR Base ARCO large in nylon, nera
ARCO large black nylon base
- 02 5 x RUP0011NR Ruota libera Ø 50mm, perno Ø 11mm
Free wheel castor Ø 50mm, pin Ø 11mm
- 03 1 x ALM31701S Alzata a gas 50x28x230mm, corsa 135mm, nera, imballo su scatola
Gas lift 50x28x230mm, run 135mm, black, packed in box
- 04 1 x STP001ANR Soffietto telescopico a 3 stadi piano, Ø 50mm
Flat telescopic bellow with 3 stage, Ø 50mm
- 05 1 x PSM03015NR Piastra dattilo ECO cono Ø 28mm con leva, spessore 2.7mm
ECO seat plate cone Ø28mm, with lever, thickness 2.7mm
- 06 1 x SSP012ANR Sottosedile B-LINE
B-LINE seat outer
- 07 1 x SDZ008S64AA Sedile B-LINE senza barre, 8 borchie
B-LINE seat without reinforced bars, 8 T-nuts
- 08 1 x VLP3F5NR Volantino serie 300, A=Ø50mm, B=M8x30mm, C=30mm, H=26mm
Handwheel series 300, A=Ø50mm, B=M8x30mm, C=30mm, H=26mm, black
- 09 1 x CPMF55NR Contatto permanente ECO-FULCRO
ECO-FULCRO permanent contact
- 10 1 x ASM0232FZ Estensore JET completo di staffa di fissaggio, 100x30x30mm
"JET" extension with integrated bracket, 100x30x30mm
- 11 1 x VLP3C2NRL Volantino serie 300L, A=Ø50mm, B=M8x16mm, C=8mm, H=26mm
Handwheel series 300L, A=Ø50mm, B=M8x16mm, C=8mm, H=26 mm, black
- 12 1 x SCP112ANR Coprischienale ERGON basso
ERGON low seatback cover
- 13 1 x SHP032B28 Schienale ERGON basso, 4 borchie, versione asta a T
ERGON low seatback, 4 T-nuts, "T" j-bar version
- 14 8 x VTM0625BPCFB Vite TBL COMBI DS M6x25mm, brunita
Screw wide combo truss head M6x25mm, bronzed

KIT 170 ELEGANCE/G



KIT 169 ELEGANCE/A



KIT 170 ELEGANCE/H

KIT 169 ELEGANCE/C



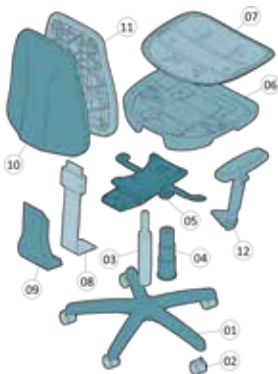
B

ELEGANCE

KIT 170 ELEGANCE/J

T A S K
HIGHLINE

Schienale alto, base Arco large, meccanica Turtle, sedile Tecno 2, braccioli Lambda regolabili
High back, large Arco base, Turtle mechanism, Tecno2 seat, Lambda adjustable armrests



- 01 1 x BAY01901NR Base ARCO large in nylon, nera
ARCO large black nylon base
- 02 5 x RUP0011NR Ruota libera Ø 50mm, perno Ø 11mm
Free wheel castor Ø 50mm, pin Ø 11mm
- 03 1 x ALM31701S Alzata a gas 50x28x230mm, corsa 135mm, nera, imballo su scatola
Gas lift 50x28x230mm, run 135mm, black, packed in box
- 04 1 x STP001ANR Soffietto telescopico a 3 stadi piano, Ø 50mm
Flat telescopic bellow with 3 stage, Ø 50mm
- 05 1 x SYM03913 Meccanica synchro TURTLE
TURTLE synchronized mechanism
- 06 1 x SSP349ANR Sottosedile TECN02
TECNO2 seat outer
- 07 1 x SDZ138A86AH Sedile TECN02 rinforzato, 14 borchie
TECNO2 reinforced seat, 14 T-nuts
- 08 1 x LRM072PNR Lama regolabile per meccanica TURTLE
Adjustable back bar for TURTLE mechanism
- 09 1 x SFE062ANR Soffietto TURTLE larghezza 95mm
TURTLE bellow width 95mm
- 10 1 x SCP454ANR Coprischienale ELEGANCE alto
ELEGANCE high seatback cover
- 11 1 x SHP137A84 Schienale ELEGANCE alto, 8 borchie
ELEGANCE high seatback, 8 T-nuts
- 12 2 x BRP198AAHANR Bracciolo regolabile 3D LAMBDA dx+sx, pad in poliuretano, staffa 10° integrata
3D LAMBDA rh/lh adjustable armrest with PU pad and integrated bracket 10°
- 13 4 x VTM0616BPCFB Vite TBL COMBI DS M6x16mm, brunita
Screw wide combo truss head M6x16mm, bronzed
- 14 6 x VTM0625BPCFB Vite TBL COMBI DS M6x25mm, brunita
Screw wide combo truss head M6x25mm, bronzed
- 15 4 x VTM0630BPCFB Vite TBL COMBI DS M6x30mm, brunita
Screw wide combo truss head M6x30mm, bronzed
- 16 3 x VTM0812BPBFB Vite TBEI DS M8x12mm, brunita
Screw hex recess truss head M8x12mm, bronzed
- 17 1 x SHI135A **Options**
Schienale schiumato per ELEGANCE grande
Back foam for ELEGANCE large

KIT 170 ELEGANCE/H

T A S K

Schienale alto, base Arco large, meccanica IBRA, sedile Tecno 2, braccioli Flip
High back, large Arco base, Ibra mechanism, Tecno2 seat, Flip armrests



- 01 1 x BAY01901NR Base ARCO large in nylon, nera
ARCO large black nylon base
- 02 5 x RUP0011NR Ruota libera Ø 50mm, perno Ø 11mm
Free wheel castor Ø 50mm, pin Ø 11mm
- 03 1 x ALM31701S Alzata a gas 50x28x230mm, corsa 135mm, nera, imballo su scatola
Gas lift 50x28x230mm, run 135mm, black, packed in box
- 04 1 x STP001ANR Soffietto telescopico a 3 stadi piano, Ø 50mm
Flat telescopic bellow with 3 stage, Ø 50mm
- 05 1 x SYM03715A Meccanica IBRA, asincrona a 3 leve
IBRA asynchronous mechanism 3 levers
- 06 1 x SSP349ANR Sottosedile TECN02
TECNO2 seat outer
- 07 1 x SDZ138A15AH Sedile TECN02 rinforzato, 10 borchie
TECNO2 reinforced seat, 10 T-nuts
- 08 1 x ASM029TNR Estensore up&down completo di staffa di fissaggio, 100x30mm
Up-down extension with integrated bracket, 100x30mm
- 09 1 x SFE057ANR Soffietto IBRA
IBRA bellow
- 10 1 x SCP454ANR Coprischienale ELEGANCE alto
ELEGANCE high seatback cover
- 11 1 x SHP137A84 Schienale ELEGANCE alto, 8 borchie
ELEGANCE high seatback, 8 T-nuts
- 12 2 x BRP099C30ANR Bracciolo FLIP dx+sx, con staffa 10° integrata
FLIP armrest rh/lh, with integrated bracket 10°
- 13 4 x VTM0616BPCFB Vite TBL COMBI DS M6x16mm, brunita
Screw wide combo truss head M6x16mm, bronzed
- 14 4 x VTM0620BPCFB Vite TBL COMBI DS M6x20mm, brunita
Screw wide combo truss head M6x20mm, bronzed
- 15 6 x VTM0630BPBFB Vite TBEI DS M6x30mm, brunita
Screw hex recess truss head M6x30mm, bronzed
- 16 1 x SHI135A **Options**
Schienale schiumato per ELEGANCE grande
Back foam for ELEGANCE large

KIT 170 ELEGANCE/G

T A S K

Schienale alto, base Arco large, CP Nota, sedile Tecno 2, braccioli Nemo
High back, large Arco base, Nota permanent contact, Tecno2 seat, Nemo armrests



- 01 1 x BAY01901NR Base ARCO large in nylon, nera
ARCO large black nylon base
- 02 5 x RUP0011NR Ruota libera Ø 50mm, perno Ø 11mm
Free wheel castor Ø 50mm, pin Ø 11mm
- 03 1 x ALM31701S Alzata a gas 50x28x230mm, corsa 135mm, nera, imballo su scatola
Gas lift 50x28x230mm, run 135mm, black, packed in box
- 04 1 x STP001ANR Soffietto telescopico a 3 stadi piano, Ø 50mm
Flat telescopic bellow with 3 stage, Ø 50mm
- 05 1 x PSM03015NR Piastra dattilo ECO cono Ø 28mm con leva, spessore 2.7mm
ECO seat plate cone Ø28mm, with lever, thickness 2.7mm
- 06 1 x SSP349ANR Sottosedile TECNO2
TECNO2 seat outer
- 07 1 x SDZ138A15AH Sedile TECNO2 rinforzato, 10 borchie
TECNO2 reinforced seat, 10 T-nuts
- 08 1 x CPMN08NR Contatto permanente NOTA
NOTA permanent contact
- 09 1 x VLP3E3NRL Volantino serie 300L, A=Ø50mm, B=M8x25mm, C=12mm, H=26mm
Handwheel series 300L, A=Ø50mm, B=M8x25mm, C=12mm, H=26 mm, black
- 10 1 x ASM026TFZ Estensore a T up&down curvato con staffa di fissaggio fissa 80x30mm - 100x30mm
Up-down "T" extension with integrated bracket, 80x30mm - 100x30mm
- 11 1 x SCP454ANR Coprischienale ELEGANCE alto
ELEGANCE high seatback cover
- 12 1 x SHP137A84 Schienale ELEGANCE alto, 8 borchie
ELEGANCE high seatback, 8 T-nuts
- 13 2 x BRP128A01ANR Bracciolo NEMO, interasse 40 mm
NEMO armrest, 40mm center distance
- 14 2 x TBM12101NR Staffa bombata, interasse 40mm (per braccioli inclinazione 10°)
Reinforced armrest bracket, 40mm center-distance (inclination 10°)
- 15 12 x VTM0616BPCFB Vite TBL COMBI DS M6x16mm, brunita
Screw wide combo truss head M6x16mm, bronzed
- 16 3 x VTM0625BPCFB Vite TBL COMBI DS M6x25mm, brunita
Screw wide combo truss head M6x25mm, bronzed
- 17 1 x SHI135A **Options**
Schienale schiumato per ELEGANCE grande
Back foam for ELEGANCE large

KIT 170 ELEGANCE/D

T A S K

Schienale alto, base Arco large, CP Fulcro, sedile Tecno 2, braccioli Tempo
High back, large Arco base, Fulcro permanent contact, Tecno2 seat, Tempo armrests

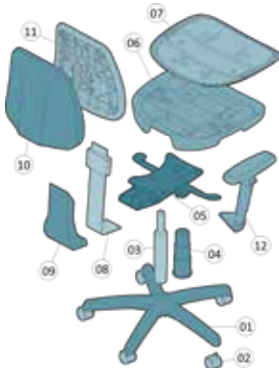


- 01 1 x BAY01901NR Base ARCO large in nylon, nera
ARCO large black nylon base
- 02 5 x RUP0011NR Ruota libera Ø 50mm, perno Ø 11mm
Free wheel castor Ø 50mm, pin Ø 11mm
- 03 1 x ALM31701S Alzata a gas 50x28x230mm, corsa 135mm, nera, imballo su scatola
Gas lift 50x28x230mm, run 135mm, black, packed in box
- 04 1 x STP001ANR Soffietto telescopico a 3 stadi piano, Ø 50mm
Flat telescopic bellow with 3 stage, Ø 50mm
- 05 1 x PSM03015NR Piastra dattilo ECO cono Ø 28mm con leva, spessore 2.7mm
ECO seat plate cone Ø28mm, with lever, thickness 2.7mm
- 06 1 x SSP349ANR Sottosedile TECNO2
TECNO2 seat outer
- 07 1 x SDZ138A15AH Sedile TECNO2 rinforzato, 10 borchie
TECNO2 reinforced seat, 10 T-nuts
- 08 1 x CPMF05NR Contatto permanente FULCRO
FULCRO permanent contact
- 09 1 x VLP3F5NR Volantino serie 300, A=Ø50mm, B=M8x30mm, C=30mm, H=26mm
Handwheel series 300, A=Ø50mm, B=M8x30mm, C=30mm, H=26mm, black
- 10 1 x ASM026TFZ Estensore a T up&down curvato con staffa di fissaggio fissa 80x30mm - 100x30mm
Up-down "T" extension with integrated bracket, 80x30mm - 100x30mm
- 11 1 x SCP454ANR Coprischienale ELEGANCE alto
ELEGANCE high seatback cover
- 12 1 x SHP137A84 Schienale ELEGANCE alto, 8 borchie
ELEGANCE high seatback, 8 T-nuts
- 13 2 x BRP077AAHANR Bracciolo TEMPO
TEMPO armrest
- 14 8 x VTM0616BPCFB Vite TBL COMBI DS M6x16mm, brunita
Screw wide combo truss head M6x16mm, bronzed
- 15 6 x VTM0630BPCFB Vite TBL COMBI DS M6x30mm, brunita
Screw wide combo truss head M6x30mm, bronzed
- 16 1 x SHI135A **Options**
Schienale schiumato per ELEGANCE grande
Back foam for ELEGANCE large

KIT 169 ELEGANCE/J

T A S K
HIGHLINE

Schienale basso, base Arco large, meccanica Turtle, sedile Tecno 2, braccioli Lambda regolabili
Low back, large Arco base, Turtle mechanism, Tecno2 seat, Lambda adjustable armrests



- 01 1 x BAY01901NR Base ARCO large in nylon, nera
ARCO large black nylon base
- 02 5 x RUP0011NR Ruota libera Ø 50mm, perno Ø 11mm
Free wheel castor Ø 50mm, pin Ø 11mm
- 03 1 x ALM31701S Alzata a gas 50x28x230mm, corsa 135mm, nera, imballo su scatola
Gas lift 50x28x230mm, run 135mm, black, packed in box
- 04 1 x STP001ANR Soffietto telescopico a 3 stadi piano, Ø 50mm
Flat telescopic bellow with 3 stage, Ø 50mm
- 05 1 x SYM03913 Meccanica synchro TURTLE
TURTLE synchronized mechanism
- 06 1 x SSP349ANR Sottosedile TECNO2
TECNO2 seat outer
- 07 1 x SDZ138A86AH Sedile TECNO2 rinforzato, 14 borchie
TECNO2 reinforced seat, 14 T-nuts
- 08 1 x LRM072PNR Lama regolabile per meccanica TURTLE
Adjustable back bar for TURTLE mechanism
- 09 1 x SFE062ANR Soffietto TURTLE larghezza 95mm
TURTLE bellow width 95mm
- 10 1 x SCP452ANR Coprischienale ELEGANCE basso
ELEGANCE low seatback cover
- 11 1 x SHP136A84 Schienale ELEGANCE basso, 8 borchie
ELEGANCE low seatback, 8 T-nuts
- 12 2 x BRP198AAHANR Bracciolo regolabile 3D LAMBDA dx+sx, pad in poliuretano, staffa 10° integrata
3D LAMBDA rh/lh adjustable armrest with PU pad and integrated bracket 10°
- 13 4 x VTM0616BPCFB Vite TBL COMBI DS M6x16mm, brunita
Screw wide combo truss head M6x16mm, bronzed
- 14 6 x VTM0625BPCFB Vite TBL COMBI DS M6x25mm, brunita
Screw wide combo truss head M6x25mm, bronzed
- 15 4 x VTM0630BPCFB Vite TBL COMBI DS M6x30mm, brunita
Screw wide combo truss head M6x30mm, bronzed
- 16 3 x VTM0812BPBFB Vite TBEI DS M8x12mm, brunita
Screw hex recess truss head M8x12mm, bronzed
- 17 1 x SHI134A **Options**
Schienale schiumato ELEGANCE piccolo
Back foam for ELEGANCE small

KIT 169 ELEGANCE/I

T A S K

Schienale basso, base Arco large, meccanica Proxy a 2 leve, sedile Tecno 2, braccioli Gamma
Low back, large Arco base, 2 levers Proxy mechanism, Tecno2 seat, Gamma armrests

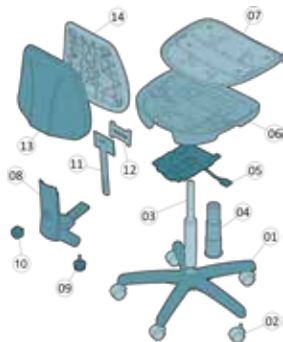


- 01 1 x BAY01901NR Base ARCO large in nylon, nera
ARCO large black nylon base
- 02 5 x RUP0011NR Ruota libera Ø 50mm, perno Ø 11mm
Free wheel castor Ø 50mm, pin Ø 11mm
- 03 1 x ALM31701S Alzata a gas 50x28x230mm, corsa 135mm, nera, imballo su scatola
Gas lift 50x28x230mm, run 135mm, black, packed in box
- 04 1 x STP001ANR Soffietto telescopico a 3 stadi piano, Ø 50mm
Flat telescopic bellow with 3 stage, Ø 50mm
- 05 1 x SYM04215 Meccanica PROXY con movimento a contatto permanente
PROXY permanent contact
- 06 1 x SSP349ANR Sottosedile TECNO2
TECNO2 seat outer
- 07 1 x SDZ138A15AH Sedile TECNO2 rinforzato, 10 borchie
TECNO2 reinforced seat, 10 T-nuts
- 08 1 x ASM037PNR Asta a T con piastrina saldata (serie PROXY)
"T" J-BAR with welded plate (PROXY series)
- 09 1 x SFE047GNR Soffietto PROXY-MALY
PROXY-MALY bellow
- 10 1 x SCP452ANR Coprischienale ELEGANCE basso
ELEGANCE low seatback cover
- 11 1 x SHP136A84 Schienale ELEGANCE basso, 8 borchie
ELEGANCE low seatback, 8 T-nuts
- 12 2 x BRP036C30ANR Bracciolo GAMMA dx+sx, staffa 10° integrata
GAMMA armrest rh/lh, with integrated bracket rh/lh
- 13 4 x VTM0616BPCFB Vite TBL COMBI DS M6x16mm, brunita
Screw wide combo truss head M6x16mm, bronzed
- 14 4 x VTM0620BPCFB Vite TBL COMBI DS M6x20mm, brunita
Screw wide combo truss head M6x20mm, bronzed
- 15 6 x VTM0635BPCFB Vite TBL COMBI DS M6x35mm, brunita
Screw wide combo truss head M6x35mm, bronzed
- 16 1 x SHI134A **Options**
Schienale schiumato ELEGANCE piccolo
Back foam for ELEGANCE small

KIT 169 ELEGANCE/A

T A S K

Schienale basso, base Arco large, CP
Eco-Fulcro, sedile Tecno 2
*Low back, large Arco base, Eco-Fulcro
permanent contact, Tecno2 seat*




- 01 1 x BAY01901NR Base ARCO large in nylon, nera
ARCO large black nylon base
- 02 5 x RUP0011NR Ruota libera Ø 50mm, perno Ø 11mm
Free wheel castor Ø 50mm, pin Ø 11mm
- 03 1 x ALM31701S Alzata a gas 50x28x230mm, corsa 135mm, nera, imballo su scatola
Gas lift 50x28x230mm, run 135mm, black, packed in box
- 04 1 x STP001ANR Soffietto telescopico a 3 stadi piano, Ø 50mm
Flat telescopic bellow with 3 stage, Ø 50mm
- 05 1 x PSM03015NR Piastra dattilo ECO cono Ø 28mm con leva, spessore 2.7mm
ECO seat plate cone Ø28mm, with lever, thickness 2.7mm
- 06 1 x SSP349ANR Sottosedile TECNO2
TECNO2 seat outer
- 07 1 x SDZ138A15AH Sedile TECNO2 rinforzato, 10 borchie
TECNO2 reinforced seat, 10 T-nuts
- 08 1 x CPMF55NR Contatto permanente ECO-FULCRO
ECO-FULCRO permanent contact
- 09 1 x VLP3F5NR Volantino serie 300, A=Ø50mm, B=M8x30mm, C=30mm, H=26mm
Handwheel series 300, A=Ø50mm, B=M8x30mm, C=30mm, H=26mm, black
- 10 1 x VLP3C2NRL Volantino serie 300L, A=Ø50mm, B=M8x16mm, C=8mm, H=26mm
Handwheel series 300L, A=Ø50mm, B=M8x16mm, C=8mm, H=26mm, black
- 11 1 x ASM0232FZ Estensore JET completo di staffa di fissaggio, 100x30x30mm
"JET" extension with integrated bracket, 100x30x30mm
- 12 1 x ACY575NR Distanziatore ad H per aste a T
Spacer "H" for J-BAR "T"
- 13 1 x SCP452ANR Coprischienale ELEGANCE basso
ELEGANCE low seatback cover
- 14 1 x SHP136A84 Schienale ELEGANCE basso, 8 borchie
ELEGANCE low seatback, 8 T-nuts
- 15 8 x VTM0616BPCFB Vite TBL COMBI DS M6x16mm, brunita
Screw wide combo truss head M6x16mm, bronzed
- 16 1 x SHI134A **Options**
Schienale schiumato ELEGANCE piccolo
Back foam for ELEGANCE small

KIT 169 ELEGANCE/C

WAITING

Schienale basso, slitta, sedile Tecno 2
Low back, cantilever, Tecno 2 seat



- 01 1 x TLF011NR Slitta, con piastra saldata Ø 25mm, con piedini
Cantilever with welded plate and feet, Ø 25mm
- 02 1 x SSP349ANR Sottosedile TECNO2
TECNO2 seat outer
- 03 1 x SDZ138A86AH Sedile TECNO2 rinforzato, 14 borchie
TECNO2 reinforced seat, 14 T-nuts
- 04 1 x LMM065PNR Lama fissa, larghezza 60mm, fissaggio 100x30mm, 120x50mm
Fixed back bar, width 60mm, fixing points 100x30mm, 120x50mm
- 05 1 x VLP3F5NR Volantino serie 300, A=Ø50mm, B=M8x30mm, C=30mm, H=26mm
Handwheel series 300, A=Ø50mm, B=M8x30mm, C=30mm, H=26mm, black
- 06 1 x SFE046ANRB Soffietto EASY
EASY bellow
- 07 1 x SCP452ANR Coprischienale ELEGANCE basso, 400x380mm
ELEGANCE low seatback cover
- 08 1 x SHP136A84 Schienale ELEGANCE basso, 8 borchie
ELEGANCE low seatback, 8 T-nuts
- 09 8 x VTM0616BPCFB Vite TBL COMBI DS M6x16mm, brunita
Screw wide combo truss head M6x16mm, bronzed
- 10 1 x SHI134A **Options**
Schienale schiumato ELEGANCE piccolo
Back foam for ELEGANCE small

KIT 175 FOCUS/D



KIT 177 FOCUS/H



KIT 176 FOCUS/J

KIT 177 FOCUS/G



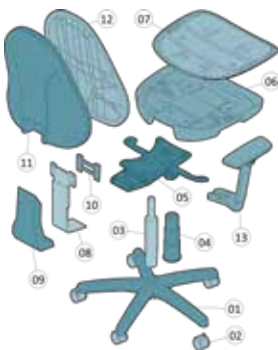
B

FOCUS

KIT 177 FOCUS/J

T A S K
HIGHLINE

Schienale alto, base Arco large, meccanica Turtle, sedile Tecno 2, braccioli Star regolabili
High back, large Arco base, Turtle mechanism, Tecno2 seat, Star adjustable armrests

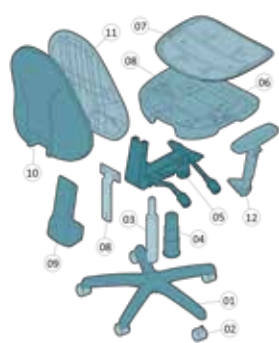


- 01 1 x BAY01901NR Base ARCO large in nylon, nera
ARCO large black nylon base
- 02 5 x RUP0011NR Ruota libera Ø 50mm, perno Ø 11mm
Free wheel castor Ø 50mm, pin Ø 11mm
- 03 1 x ALM31701S Alzata a gas 50x28x230mm, corsa 135mm, nera, imballo su scatola
Gas lift 50x28x230mm, run 135mm, black, packed in box
- 04 1 x STP001ANR Soffietto telescopico a 3 stadi piano, Ø 50mm
Flat telescopic bellow with 3 stage, Ø 50mm
- 05 1 x SYM03913 Meccanica synchro TURTLE
TURTLE synchronized mechanism
- 06 1 x SSP349ANR Sottosedile TECN02
TECNO2 seat outer
- 07 1 x SDZ138A78AH Sedile TECN02 rinforzato, 14 borchie
TECNO2 reinforced seat, 14 T-nuts
- 08 1 x LRM084ENR Lama regolabile per meccanica TURTLE
Adjustable back bar for TURTLE mechanism
- 09 1 x SFE062ANRB Soffietto TURTLE per BUG-INCA, larghezza 95mm
TURTLE bellow for BUG-INCA, width 95mm
- 10 1 x ACP546NRA Distanziatore universale per schienale inclinato, 0mm
Universal backrest spacer, 0mm
- 11 1 x SCP464ANR Coprischienale FOCUS alto
FOCUS high seatback cover
- 12 1 x SHP145A28 Schienale FOCUS alto, 4 borchie
FOCUS high seatback, 4 T-nuts
- 13 2 x BRP201EAHANR Bracciolo regolabile 3D STAR dx+sx, staffa 10° integrata
3D STAR adjustable rh/lh armrest, with integrated bracket 10°
- 14 4 x VTM0616BPCFB Vite TBL COMBI DS M6x16mm, brunita
Screw wide combo truss head M6x16mm, bronzed
- 15 4 x VTM0625BPCFB Vite TBL COMBI DS M6x25mm, brunita
Screw wide combo truss head M6x25mm, bronzed
- 16 6 x VTM0635BPCFB Vite TBL COMBI DS M6x35mm, brunita
Screw wide combo truss head M6x35mm, bronzed
- 17 3 x VTM0812BPBFB Vite TBEI DS M8x12mm, brunita
Screw hex recess truss head M8x12mm, bronzed

KIT 177 FOCUS/H

T A S K

Schienale alto, base Arco large, meccanica Ibra, sedile Tecno 2, braccioli Lambda regolabili
High back, large Arco base, Ibra mechanism, Tecno2 seat, Lambda adjustable armrests



- 01 1 x BAY01901NR Base ARCO large in nylon, nera
ARCO large black nylon base
- 02 5 x RUP0011NR Ruota libera Ø 50mm, perno Ø 11mm
Free wheel castor Ø 50mm, pin Ø 11mm
- 03 1 x ALM31701S Alzata a gas 50x28x230mm, corsa 135mm, nera, imballo su scatola
Gas lift 50x28x230mm, run 135mm, black, packed in box
- 04 1 x STP001ANR Soffietto telescopico a 3 stadi piano, Ø 50mm
Flat telescopic bellow with 3 stage, Ø 50mm
- 05 1 x SYM03715A Meccanica IBRA, asincrona a 3 leve
IBRA asynchronous mechanism 3 levers
- 06 1 x SSP349ANR Sottosedile TECN02
TECNO2 seat outer
- 07 1 x SDZ138A78AH Sedile TECN02 rinforzato, 14 borchie
TECNO2 reinforced seat, 14 T-nuts
- 08 1 x ASM029TNR Estensore up&down completo di staffa di fissaggio, 100x30mm
Up-down extension with integrated bracket, 100x30mm
- 09 1 x SFE057ANR Soffietto IBRA
IBRA bellow
- 10 1 x SCP464ANR Coprischienale FOCUS alto
FOCUS high seatback cover
- 11 1 x SHP145A28 Schienale FOCUS alto, 4 borchie
FOCUS high seatback, 4 T-nuts
- 12 2 x BRP198AAHANR Bracciolo regolabile 3D LAMBDA dx+sx, pad in poliuretano, staffa 10° integrata
3D LAMBDA rh/lh adjustable armrest with PU pad and integrated bracket 10°
- 13 4 x VTM0616BPCFB Vite TBL COMBI DS M6x16mm, brunita
Screw wide combo truss head M6x16mm, bronzed
- 14 4 x VTM0620BPCFB Vite TBL COMBI DS M6x20mm, brunita
Screw wide combo truss head M6x20mm, bronzed
- 15 6 x VTM0625BPCFB Vite TBL COMBI DS M6x25mm, brunita
Screw wide combo truss head M6x25mm, bronzed

KIT 177 FOCUS/G

T A S K

Schienale alto, base Arco large, meccanica Proxy a 2 leve, sedile Tecno 2, braccioli Flip High back, large Arco base, 2 levers Proxy mechanism, Tecno2 seat, Flip armrests



- 01 1 x BAY01901NR Base ARCO large in nylon, nera
ARCO large black nylon base
- 02 5 x RUP0011NR Ruota libera Ø 50mm, perno Ø 11mm
Free wheel castor Ø 50mm, pin Ø 11mm
- 03 1 x ALM31701S Alzata a gas 50x28x230mm, corsa 135mm, nera, imballo su scatola
Gas lift 50x28x230mm, run 135mm, black, packed in box
- 04 1 x STP001ANR Soffietto telescopico a 3 stadi piano, Ø 50mm
Flat telescopic bellow with 3 stage, Ø 50mm
- 05 1 x SYM04215 Meccanica PROXY con movimento a contatto permanente
PROXY permanent contact
- 06 1 x SSP349ANR Sottosedile TECN02
TECNO2 seat outer
- 07 1 x SDZ138A15AH Sedile TECN02 rinforzato, 10 borchie
TECNO2 reinforced seat, 10 T-nuts
- 08 1 x ASM020TNR Estensore a T senza staffa di fissaggio
"T" extension without bracket
- 09 1 x SFE047ANR Soffietto telescopico PROXY-ERGON-INCA
PROXY-ERGON-INCA telescopic bellow
- 10 1 x TSM001AFZ Staffa fissaggio schienale, interasse 100x30mm
Seatback bracket, 100x30mm center-distance
- 11 1 x SCP464ANR Coprischienale FOCUS alto
FOCUS high seatback cover
- 12 1 x SHP145A28 Schienale FOCUS alto, 4 borchie
FOCUS high seatback, 4 T-nuts
- 13 2 x BRP099C30ANR Bracciolo FLIP dx+sx, con staffa 10° integrata
FLIP armrest rh/lh, with integrated bracket 10°
- 14 4 x VTM0616BPCFB Vite TBL COMBI DS M6x16mm, brunita
Screw wide combo truss head M6x16mm, bronzed
- 15 4 x VTM0620BPCFB Vite TBL COMBI DS M6x20mm, brunita
Screw wide combo truss head M6x20mm, bronzed
- 16 6 x VTM0630BPCFB Vite TBL COMBI DS M6x30mm, brunita
Screw wide combo truss head M6x30mm, bronzed

KIT 177 FOCUS/D

T A S K

Schienale alto, base Arco large, CP Eco-Fulcro, sedile Tecno 2, braccioli Flip High back, large Arco base, Eco-Fulcro permanent contact, Tecno2 seat, Flip armrests

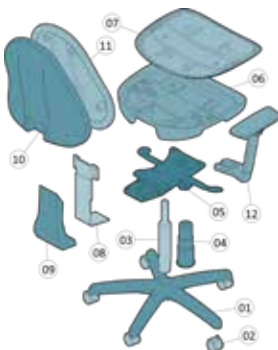


- 01 1 x BAY01901NR Base ARCO large in nylon, nera
ARCO large black nylon base
- 02 5 x RUP0011NR Ruota libera Ø 50mm, perno Ø 11mm
Free wheel castor Ø 50mm, pin Ø 11mm
- 03 1 x ALM31701S Alzata a gas 50x28x230mm, corsa 135mm, nera, imballo su scatola
Gas lift 50x28x230mm, run 135mm, black, packed in box
- 04 1 x STP001ANR Soffietto telescopico a 3 stadi piano, Ø 50mm
Flat telescopic bellow with 3 stage, Ø 50mm
- 05 1 x PSM03015NR Piastra dattilo ECO cono Ø 28mm con leva, spessore 2.7mm
ECO seat plate cone Ø28mm, with lever, thickness 2.7mm
- 06 1 x SSP349ANR Sottosedile TECN02
TECNO2 seat outer
- 07 1 x SDZ138A15AH Sedile TECN02 rinforzato, 10 borchie
TECNO2 reinforced seat, 10 T-nuts
- 08 1 x CPMF55NR Contatto permanente ECO-FULCRO
ECO-FULCRO permanent contact
- 09 1 x VLP3F5NR Volantino serie 300, A=Ø50mm, B=M8x30mm, C=30mm, H=26mm
Handwheel series 300, A=Ø50mm, B=M8x30mm, C=30mm, H=26mm, black
- 10 1 x ASM027ZFZ Estensore JET completo di staffa di fissaggio, 100x30mm
"JET" extension with integrated bracket, 100x30mm
- 11 1 x VLP3C2NRL Volantino serie 300L, A=Ø50mm, B=M8x16mm, C=8mm, H=26mm
Handwheel series 300L, A=Ø50mm, B=M8x16mm, C=8mm, H=26 mm, black
- 12 1 x SCP464ANR Coprischienale FOCUS alto
FOCUS high seatback cover
- 13 1 x SHP145A28 Schienale FOCUS alto, 4 borchie
FOCUS high seatback, 4 T-nuts
- 14 2 x BRP099C30ANR Bracciolo FLIP dx+sx, con staffa 10° integrata
FLIP armrest rh/lh, with integrated bracket 10°
- 15 8 x VTM0616BPCFB Vite TBL COMBI DS M6x16mm, brunita
Screw wide combo truss head M6x16mm, bronzed
- 16 6 x VTM0635BPCFB Vite TBL COMBI DS M6x35mm, brunita
Screw wide combo truss head M6x35mm, bronzed

KIT 176 FOCUS/J

T A S K
HIGHLINE

Schienale medio, base Arco large, meccanica Turtle, sedile Tecno 2, braccioli Star regolabili
Medium back, large Arco base, Turtle mechanism, Tecno2 seat, Star adjustable armrests



- 01 1 x BAY01901NR Base ARCO large in nylon, nera
ARCO large black nylon base
- 02 5 x RUP0011NR Ruota libera Ø 50mm, perno Ø 11mm
Free wheel castor Ø 50mm, pin Ø 11mm
- 03 1 x ALM31701S Alzata a gas 50x28x230mm, corsa 135mm, nera, imballo su scatola
Gas lift 50x28x230mm, run 135mm, black, packed in box
- 04 1 x STP001ANR Soffietto telescopico a 3 stadi piano, Ø 50mm
Flat telescopic bellow with 3 stage, Ø 50mm
- 05 1 x SYM03913 Meccanica synchro TURTLE
TURTLE synchronized mechanism
- 06 1 x SSP349ANR Sottosedile TECNO2
TECNO2 seat outer
- 07 1 x SDZ138A78AH Sedile TECNO2 rinforzato, 14 borchie
TECNO2 reinforced seat, 14 T-nuts
- 08 1 x LRM084ENR Lama regolabile per meccanica TURTLE
Adjustable back bar for TURTLE mechanism
- 09 1 x SFE062ANRB Soffietto TURTLE per BUG-INCA, larghezza 95mm
TURTLE bellow for BUG-INCA, width 95mm
- 10 1 x SCP462ANR Coprischienale FOCUS medio
FOCUS medium seatback cover
- 11 1 x SHP143A67 Schienale FOCUS medio, 6 borchie
FOCUS medium seatback, 6 T-nuts
- 12 2 x BRP201EAHANR Bracciolo regolabile 3D STAR dx+sx, staffa 10° integrata
3D STAR adjustable rh/lh armrest, with integrated bracket 10°
- 13 8 x VTM0616BPCFB Vite TBL COMBI DS M6x16mm, brunita
Screw wide combo truss head M6x16mm, bronzed
- 14 6 x VTM0635BPCFB Vite TBL COMBI DS M6x35mm, brunita
Screw wide combo truss head M6x35mm, bronzed
- 15 3 x VTM0812BPBFB Vite TBEI DS M8x12mm, brunita
Screw hex recess truss head M8x12mm, bronzed

KIT 176 FOCUS/G

T A S K

Schienale medio, base Arco large, meccanica Proxy a 2 leve, sedile Tecno 2, braccioli Flip regolabili
Medium back, large Arco base, 2 levers Proxy mechanism, Tecno2 seat, Flip armrests



- 01 1 x BAY01901NR Base ARCO large in nylon, nera
ARCO large black nylon base
- 02 5 x RUP0011NR Ruota libera Ø 50mm, perno Ø 11mm
Free wheel castor Ø 50mm, pin Ø 11mm
- 03 1 x ALM31701S Alzata a gas 50x28x230mm, corsa 135mm, nera, imballo su scatola
Gas lift 50x28x230mm, run 135mm, black, packed in box
- 04 1 x STP001ANR Soffietto telescopico a 3 stadi piano, Ø 50mm
Flat telescopic bellow with 3 stage, Ø 50mm
- 05 1 x SYM04215 Meccanica PROXY con movimento a contatto permanente
PROXY permanent contact
- 06 1 x SSP349ANR Sottosedile TECNO2
TECNO2 seat outer
- 07 1 x SDZ138A15AH Sedile TECNO2 rinforzato, 10 borchie
TECNO2 reinforced seat, 10 T-nuts
- 08 1 x ASM037PNR Asta a T con piastrina saldata (serie PROXY)
"T" J-BAR with welded plate (PROXY series)
- 09 1 x SFE047ANR Soffietto telescopico PROXY-ERGON-INCA
PROXY-ERGON-INCA telescopic bellow
- 10 1 x SCP462ANR Coprischienale FOCUS medio
FOCUS medium seatback cover
- 11 1 x SHP143A67 Schienale FOCUS medio, 6 borchie
FOCUS medium seatback, 6 T-nuts
- 12 2 x BRP099C30ANR Bracciolo FLIP dx+sx, con staffa 10° integrata
FLIP armrest rh/lh, with integrated bracket 10°
- 13 4 x VTM0616BPCFB Vite TBL COMBI DS M6x16mm, brunita
Screw wide combo truss head M6x16mm, bronzed
- 14 4 x VTM0620BPCFB Vite TBL COMBI DS M6x20mm, brunita
Screw wide combo truss head M6x20mm, bronzed
- 15 6 x VTM0630BPCFB Vite TBL COMBI DS M6x30mm, brunita
Screw wide combo truss head M6x30mm, bronzed

KIT 175 FOCUS/E

T A S K

Schienale basso, base Arco large, CP Fulcro, sedile Tecno 1, braccioli Flip
 Low back, large Arco base, Fulcro permanent contact, Tecno1 seat, Flip armrests



- 01 1 x BAY01901NR Base ARCO large in nylon, nera
ARCO large black nylon base
- 02 5 x RUP0011NR Ruota libera Ø 50mm, perno Ø 11mm
Free wheel castor Ø 50mm, pin Ø 11mm
- 03 1 x ALM31701S Alzata a gas 50x28x230mm, corsa 135mm, nera, imballo su scatola
Gas lift 50x28x230mm, run 135mm, black, packed in box
- 04 1 x STP001ANR Soffietto telescopico a 3 stadi piano, Ø 50mm
Flat telescopic bellow with 3 stage, Ø 50mm
- 05 1 x PSM03015NR Piastra dattilo ECO cono Ø 28mm con leva, spessore 2.7mm
ECO seat plate cone Ø28mm, with lever, thickness 2.7mm
- 06 1 x SSP347ANR Sottosedile TECN01
TECNO1 seat outer
- 07 1 x SDZ008A15AH Sedile B-LINE rinforzato, 10 borchie
B-LINE reinforced seat, 10 t-nuts
- 08 1 x CPMF05NR Contatto permanente FULCRO
FULCRO permanent contact
- 09 1 x VLP3F5NR Volantino serie 300, A=Ø50mm, B=M8x30mm, C=30mm, H=26mm
Handwheel series 300, A=Ø50mm, B=M8x30mm, C=30mm, H=26mm, black
- 10 1 x ASM026TFZ Estensore a T up&down curvato con staffa di fissaggio fissa 80x30mm - 100x30mm
Up-down "T" extension with integrated bracket, 80x30mm - 100x30mm
- 11 1 x SCP460ANR Coprischienale FOCUS basso
FOCUS low seatback cover
- 12 1 x SHP141A67 Schienale FOCUS basso, 6 borchie
FOCUS low seatback, 6 T-nuts
- 13 2 x BRP099C30ANR Bracciolo FLIP dx+sx, con staffa 10° integrata
FLIP armrest rh/lh, with integrated bracket 10°
- 14 4 x VTM0616BPCFB Vite TBL COMBI DS M6x16mm, brunita
Screw wide combo truss head M6x16mm, bronzed
- 15 4 x VTM0625BPCFB Vite TBL COMBI DS M6x25mm, brunita
Screw wide combo truss head M6x25mm, bronzed
- 16 6 x VTM0630BPCFB Vite TBL COMBI DS M6x30mm, brunita
Screw wide combo truss head M6x30mm, bronzed

KIT 175 FOCUS/D

T A S K

Schienale basso, base Arco large, CP Eco-Fulcro, sedile Tecno 1, braccioli Flip
 Low back, large Arco base, Eco-Fulcro permanent contact, Tecno1 seat, Flip armrests



- 01 1 x BAY01901NR Base ARCO large in nylon, nera
ARCO large black nylon base
- 02 5 x RUP0011NR Ruota libera Ø 50mm, perno Ø 11mm
Free wheel castor Ø 50mm, pin Ø 11mm
- 03 1 x ALM31701S Alzata a gas 50x28x230mm, corsa 135mm, nera, imballo su scatola
Gas lift 50x28x230mm, run 135mm, black, packed in box
- 04 1 x STP001ANR Soffietto telescopico a 3 stadi piano, Ø 50mm
Flat telescopic bellow with 3 stage, Ø 50mm
- 05 1 x PSM03015NR Piastra dattilo ECO cono Ø 28mm con leva, spessore 2.7mm
ECO seat plate cone Ø28mm, with lever, thickness 2.7mm
- 06 1 x SSP347ANR Sottosedile TECN01
TECNO1 seat outer
- 07 1 x SDZ008A15AH Sedile B-LINE rinforzato, 10 borchie
B-LINE reinforced seat, 10 t-nuts
- 08 1 x CPMF55NR Contatto permanente ECO-FULCRO
ECO-FULCRO permanent contact
- 09 1 x VLP3F5NR Volantino serie 300, A=Ø50mm, B=M8x30mm, C=30mm, H=26mm
Handwheel series 300, A=Ø50mm, B=M8x30mm, C=30mm, H=26mm, black
- 10 1 x ASM027ZFZ Estensore JET completo di staffa di fissaggio, 100x30mm
"JET" extension with integrated bracket, 100x30mm
- 11 1 x VLP3C2NRL Volantino serie 300L, A=Ø50mm, B=M8x16mm, C=8mm, H=26mm
Handwheel series 300L, A=Ø50mm, B=M8x16mm, C=8mm, H=26 mm, black
- 12 1 x SCP460ANR Coprischienale FOCUS basso
FOCUS low seatback cover
- 13 1 x SHP141A67 Schienale FOCUS basso, 6 borchie
FOCUS low seatback, 6 T-nuts
- 14 2 x BRP099C30ANR Bracciolo FLIP dx+sx, con staffa 10° integrata
FLIP armrest rh/lh, with integrated bracket 10°
- 15 4 x VTM0616BPCFB Vite TBL COMBI DS M6x16mm, brunita
Screw wide combo truss head M6x16mm, bronzed
- 16 4 x VTM0625BPCFB Vite TBL COMBI DS M6x25mm, brunita
Screw wide combo truss head M6x25mm, bronzed
- 17 6 x VTM0630BPCFB Vite TBL COMBI DS M6x30mm, brunita
Screw wide combo truss head M6x30mm, bronzed

KIT 041 BIRO/A01



KIT 032 BIRO/A



KIT 019 BIRO/A

KIT 020 BIRO/A



KIT 032 BIRO AMERICA/A

T A S K
HIGHLINE

Schienale alto, base Arco XL, meccanica Whale, sedile Nova, braccioli Nemo High back, XL Arco base, Whale mechanism, Nova seat, Nemo armrests



- | | | |
|----|------------------|---|
| 01 | 1 x BAY01601NR | Base ARCO extralarge, Ø 660mm, in nylon nera
ARCO extralarge base, Ø 660mm, nylon, black |
| 02 | 5 x RUP0011NR | Ruota libera Ø 50mm, perno Ø 11mm, nera
Free castor Ø 50mm, pin Ø 11mm, black |
| 03 | 1 x ALM31901 | Alzata a gas rastremata 50x28x210mm, classe III, corsa 125mm, nera
Tapered gas lift 50x28x210mm, run 125mm, black |
| 04 | 1 x STP009ANR | Copricolonna telescopico a 3 stadi corto, Ø 50mm, nero 3 stages short telescopic bellow, Ø 50mm, black |
| 05 | 1 x SYM04513 | Meccanica sincronizzata WHALE
WHALE synchronized mechanism |
| 06 | 1 x SSP269ANR | Sottosedile NOVA medio, nero
NOVA medium outer seat, 10° armrests inclination, black |
| 07 | 1 x SDP053A86AB | Sedile NOVA grande, 14 borchie
NOVA medium inner seat for SSP269, 14 t-nuts |
| 08 | 1 x LRM059PNRS | Lama regolabile in altezza, corsa 85mm, fissaggio 100x30x30mm, nera
Height adjustable back bar, run 75mm, 100x30x30mm fixing points, black |
| 09 | 1 x SFE037CNR | Soffietto CRIS per lama
CRIS bellow for back bar, black |
| 10 | 1 x SCP166ANRA2 | Coprischienale BIRO AMERICA alto, con agganci automatici, nero
BIRO AMERICA high outer backrest with automatic hooks, black |
| 11 | 1 x SHP052B67 | Interno schienale BIRO-AMERICA alto per SCP166, 6 borchie basse
BIRO-AMERICA high inner backrest for SCP166, 6 low t-nuts |
| 12 | 2 x BRP128A01ANR | Bracciolo NEMO, interasse 40 mm, nero (ambidestro)
NEMO armrest, 40mm center distance, black (L&R hands) |
| 13 | 2 x TBM00401NR | Staffa bombata, interasse 40mm, nera
Rounded arm bracket, 40mm center-distance, black |
| 14 | 1 x ACP546NRA | Distanziale universale 5° per schienali, altezza 0mm, nero
Universal 5° backrest spacer, height 0mm, black |
| 15 | 3 x VTM0516BPCFB | Vite hilo testa Ø10.5 TB+ 5x16mm, brunita
Hilo screw tip Ø10.5 truss head 5x16mm, bronzed |
| 16 | 8 x VTM0616BPCFB | Vite TBL COMBI DS M6x16mm, brunita
Screw wide combo truss head M6x16mm, bronzed |
| 17 | 3 x VTM0620BPCFB | Vite TBL COMBI DS M6x20mm, brunita
Screw wide combo truss head M6x20mm, bronzed |
| 18 | 4 x VTM0635BPCFB | Vite TBL COMBI DS M6x35mm, brunita
Screw wide combo truss head M6x35mm, bronzed |
| 19 | 4 x VTM0812BPBFB | Vite TBEI DS M8x12mm, brunita
Screw hex recess truss head M8x12mm, bronzed |
| 20 | 1 x SDI159A | Options
Schiumato sedile NOVA medio-grande
NOVA medium-large seat foam D.60 |

KIT 041 BIRO AMERICA/A01

T A S K

Schienale basso, base Jamila, CP Eco-Fulcro, sedile Ergomatic, braccioli Flip Low back, Jamila base, Eco-Fulcro permanent contact, Ergomatic seat, Flip armrests

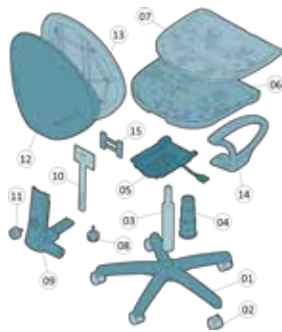


- | | | |
|----|------------------|---|
| 01 | 1 x BAY07401NR | Base JAMILA in nylon Ø 600mm, nera
JAMILA black nylon base Ø600mm |
| 02 | 5 x RUP0011NR | Ruota libera Ø 50mm, perno Ø 11mm
Free wheel castor Ø 50mm, pin Ø 11mm |
| 03 | 1 x ALM31701S | Alzata a gas 50x28x230mm, corsa 135mm, nera, imballo su scatola
Gas lift 50x28x230mm, run 135mm, black, packed in box |
| 04 | 1 x STP001ANR | Soffietto telescopico a 3 stadi piano, Ø 50mm
Flat telescopic bellow with 3 stage, Ø 50mm |
| 05 | 1 x PSM03015NR | Piastra dattilo ECO cono Ø 28mm con leva, spessore 2.7mm
ECO seat plate cone Ø28mm, with lever, thickness 2.7mm |
| 06 | 1 x SSP263ANR | Sottosedile ERGOMATIC
ERGOMATIC seat outer |
| 07 | 1 x SDZ126S15A3 | Sedile ERGOMATIC/ERGOFLEX senza barre, 16 borchie
ERGOMATIC/ERGOFLEX reinforced seat, 16 T-nuts |
| 08 | 1 x VLP3F5NR | Volantino serie 300, A=Ø50mm, B=M8x30mm, C=30mm, H=26mm
Handwheel series 300, A=Ø50mm, B=M8x30mm, C=30mm, H=26mm, black |
| 09 | 1 x CPMF55NR | Contatto permanente ECO-FULCRO
ECO-FULCRO permanent contact |
| 10 | 1 x ASM027ZFZ | Estensore JET completo di staffa di fissaggio, 100x30mm
"JET" extension with integrated bracket, 100x30mm |
| 11 | 1 x VLP3C2NRL | Volantino serie 300L, A=Ø50mm, B=M8x16mm, C=8mm, H=26mm
Handwheel series 300L, A=Ø50mm, B=M8x16mm, C=8mm, H=26 mm, black |
| 12 | 1 x ACP546NRB | Distanziatore universale in plastica, 5mm
Universal plastic spacer, 5mm |
| 13 | 1 x SCP210ANRA2 | Coprischienale BIRO AMERICA basso
BIRO AMERICA seatlow back cover |
| 14 | 1 x SHP030A67 | Schienale BIRO, 6 borchie
BIRO seatback, 6 T-nuts |
| 15 | 2 x BRP099C30ANR | Bracciolo FLIP dx+sx, con staffa 10° integrata
FLIP armrest rh/lh, with integrated bracket 10° |
| 16 | 4 x VTM0616BPCFB | Vite TBL COMBI DS M6x16mm, brunita
Screw wide combo truss head M6x16mm, bronzed |
| 17 | 4 x VTM0625BPCFB | Vite TBL COMBI DS M6x25mm, brunita
Screw wide combo truss head M6x25mm, bronzed |
| 18 | 6 x VTM0630BPCFB | Vite TBL COMBI DS M6x30mm, brunita
Screw wide combo truss head M6x30mm, bronzed |

KIT 020 BIRO/A

T A S K

Schienale alto, base Arco large, CP Eco-Fulcro, sedile B-Line medio grande, braccioli Gamma
High back, large Arco base, Eco-Fulcro permanent contact, B-Line medium-large seat, Gamma armrests



- 01 1 x BAY01901NR Base ARCO large in nylon, nera
ARCO large black nylon base
- 02 5 x RUP0011NR Ruota libera Ø 50mm, perno Ø 11mm
Free wheel castor Ø 50mm, pin Ø 11mm
- 03 1 x ALM31701S Alzata a gas 50x28x230mm, corsa 135mm, nera, imballo su scatola
Gas lift 50x28x230mm, run 135mm, black, packed in box
- 04 1 x STP001ANR Soffietto telescopico a 3 stadi piano, Ø 50mm
Flat telescopic bellow with 3 stage, Ø 50mm
- 05 1 x PSM03015NR Piastra dattilo ECO cono Ø 28mm con leva, spessore 2.7mm
ECO seat plate cone Ø28mm, with lever, thickness 2.7mm
- 06 1 x SSP217ANR Sottosedile B-LINE medio
B-LINE medium seat outer
- 07 1 x SDZ061A15AH Sedile B-LINE grande rinforzato, 10 borchie
B-LINE large reinforced seat, 10 T-nuts
- 08 1 x VLP3F5NR Volantino serie 300, A=Ø50mm, B=M8x30mm, C=30mm, H=26mm
Handwheel series 300, A=Ø50mm, B=M8x30mm, C=30mm, H=26mm, black
- 09 1 x CPMF55NR Contatto permanente ECO-FULCRO
ECO-FULCRO permanent contact
- 10 1 x ASM0232FZ Estensore JET completo di staffa di fissaggio, 100x30x30mm
"JET" extension with integrated bracket, 100x30x30mm
- 11 1 x VLP3C2NRL Volantino serie 300L, A=Ø50mm, B=M8x16mm, C=8mm, H=26mm
Handwheel series 300L, A=Ø50mm, B=M8x16mm, C=8mm, H=26 mm, black
- 12 1 x SCP121ANRA2 Coprischienale BIRO alto, con feritoia 96x45mm, con agganci automatici
BIRO high seatback cover, with opening 96x45mm and automatic hooks
- 13 1 x SHP036A40 Schienale BIRO alto, 6 borchie
BIRO high seatback, 6 T-nuts
- 14 2 x BRP036C30ANR Bracciolo GAMMA dx+sx, staffa 10° integrata
GAMMA armrest rh/lh, with integrated bracket rh/lh
- 15 1 x ACP546NRB Distanziatore universale in plastica, 5mm
Universal plastic spacer, 5mm
- 16 4 x VTM0620BPCFB Vite TBL COMBI DS M6x20mm, brunita
Screw wide combo truss head M6x20mm, bronzed
- 17 6 x VTM0625BPCFB Vite TBL COMBI DS M6x25mm, brunita
Screw wide combo truss head M6x25mm, bronzed
- 18 4 x VTM0630BPCFB Vite TBL COMBI DS M6x30mm, brunita
Screw wide combo truss head M6x30mm, bronzed

KIT 019 BIRO/A

T A S K


Schienale basso, base Arco large, CP Eco-Fulcro, sedile Ergon, braccioli Gamma
Low back, large Arco base, Eco-Fulcro permanent contact, Ergon seat, Gamma armrests





- 01 1 x BAY01901NR Base ARCO large in nylon, nera
ARCO large black nylon base
- 02 5 x RUP0011NR Ruota libera Ø 50mm, perno Ø 11mm
Free wheel castor Ø 50mm, pin Ø 11mm
- 03 1 x ALM31701S Alzata a gas 50x28x230mm, corsa 135mm, nera, imballo su scatola
Gas lift 50x28x230mm, run 135mm, black, packed in box
- 04 1 x STP001ANR Soffietto telescopico a 3 stadi piano, Ø 50mm
Flat telescopic bellow with 3 stage, Ø 50mm
- 05 1 x PSM03015NR Piastra dattilo ECO cono Ø 28mm con leva, spessore 2.7mm
ECO seat plate cone Ø28mm, with lever, thickness 2.7mm
- 06 1 x SSP133DNR Sottosedile ERGON
ERGON seat outer
- 07 1 x SDZ010A15AH Sedile ERGON rinforzato, 10 borchie
ERGON reinforced seat, 10 T-nuts
- 08 1 x VLP3F5NR Volantino serie 300, A=Ø50mm, B=M8x30mm, C=30mm, H=26mm
Handwheel series 300, A=Ø50mm, B=M8x30mm, C=30mm, H=26mm, black
- 09 1 x CPMF55NR Contatto permanente ECO-FULCRO
ECO-FULCRO permanent contact
- 10 1 x ASM0232FZ Estensore JET completo di staffa di fissaggio, 100x30x30mm
"JET" extension with integrated bracket, 100x30x30mm
- 11 1 x VLP3C2NRL Volantino serie 300L, A=Ø50mm, B=M8x16mm, C=8mm, H=26mm
Handwheel series 300L, A=Ø50mm, B=M8x16mm, C=8mm, H=26 mm, black
- 12 1 x SCP099ANRA2 Coprischienale BIRO basso, con feritoia 96x45mm, con agganci automatici
BIRO low seatback cover, with opening 96x45mm and automatic hooks
- 13 1 x SHP030A67 Schienale BIRO, 6 borchie
BIRO seatback, 6 T-nuts
- 14 2 x BRP036C30ANR Bracciolo GAMMA dx+sx, staffa 10° integrata
GAMMA armrest rh/lh, with integrated bracket rh/lh
- 15 1 x ACP546NRA Distanziatore universale per schienale inclinato, 0mm
Universal backrest spacer, 0mm
- 16 14 x VTM0625BPCFB Vite TBL COMBI DS M6x25mm, brunita
Screw wide combo truss head M6x25mm, bronzed


KIT 113 BABA/J



 KIT 112 BABA/B



 KIT 112 BABA/A01



KIT 113 BABA'/J

T A S K HIGHLINE

Schienale alto, base Jamila, meccanica Turtle, sedile Nova, braccioli Nemo High seat, Jamila base, Turtle mechanism, Nova seat, Nemo armrests



- 01 1 x BAY07401NR Base JAMILA in nylon Ø 600mm, nera
JAMILA black nylon base Ø600mm
- 02 5 x RUP0011NR Ruota libera Ø 50mm, perno Ø 11mm
Free wheel castor Ø 50mm, pin Ø 11mm
- 03 1 x ALM90201 Alzata a gas 50x28x185mm, classe III, corsa 80mm, nera
Gas lift 50x28x185mm, class III, run 80mm, black
- 04 1 x STP001ANR Soffietto telescopico a 3 stadi piano, Ø 50mm
Flat telescopic bellows with 3 stage, Ø 50mm
- 05 1 x SYM03913 Meccanica synchro TURTLE
TURTLE synchronized mechanism
- 06 1 x SSP269ANR Sottosedile NOVA grande
NOVA large seat outer
- 07 1 x SDZ053A78AH Sedile NOVA grande rinforzato, 14 borchie
NOVA large reinforced seat, 14 T-nuts
- 08 1 x LRM072PNR Lama regolabile per meccanica TURTLE
Adjustable back bar for TURTLE mechanism
- 09 1 x SFE037CNR Soffietto CRIS per lama
CRIS bellows for back bar
- 10 1 x SCP242ANR Coprischienale BABA' grande
BABA' high seatback cover
- 11 1 x SHP098A84 Schienale BABA' alto, 8 borchie
BABA' high seatback, 8 T-nuts
- 12 2 x BRP128A01ANR Bracciolo NEMO, interasse 40 mm
NEMO armrest, 40mm center distance
- 13 2 x TBM12101NR Staffa bombata, interasse 40mm (per braccioli inclinazione 10°)
Reinforced armrest bracket, 40mm center-distance (inclination 10°)
- 14 3 x VTM0516BPCFB Vite hilo testa Ø10.5 TB+ 5x16mm, brunita
Hilo screw tip Ø10.5 truss head 5x16mm, bronzed
- 15 4 x VTM0616BPCFB Vite TBL COMBI DS M6x16mm, brunita
Screw wide combo truss head M6x16mm, bronzed
- 16 4 x VTM0620BPCFB Vite TBL COMBI DS M6x20mm, brunita
Screw wide combo truss head M6x20mm, bronzed
- 17 6 x VTM0625BPCFB Vite TBL COMBI DS M6x25mm, brunita
Screw wide combo truss head M6x25mm, bronzed
- 18 4 x VTM0630BPCFB Vite TBL COMBI DS M6x30mm, brunita
Screw wide combo truss head M6x30mm, bronzed
- 19 3 x VTM0812BPBFB Vite TBEI DS M8x12mm, brunita
Screw hex recess truss head M8x12mm, bronzed
- 20 1 x SDI159A **Options**
Schiumato sedile per SD053
Seat foam for SD053

KIT 112 BABA'/A01

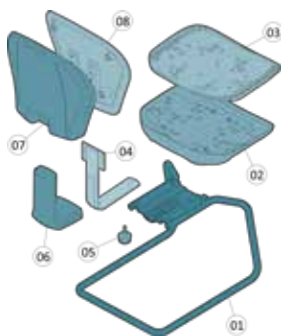
T A S K

Schienale basso, base Jamila, CP Eco-Fulcro, sedile Nova medio, braccioli Nemo Low back, Jamila base, Eco-Fulcro permanent contact, medium Nova seat, Nemo armrests



- 01 1 x BAY07401NR Base JAMILA Ø 640mm, in nylon nera
JAMILA base, Ø 640mm, nylon, black
- 02 5 x RUP0011NR Ruota libera Ø 50mm, perno Ø 11mm, nera
Free castor Ø 50mm, pin Ø 11mm, black
- 03 1 x ALM31701S Alzata a gas 50x28x230mm, corsa 135mm, nera, imballo su scatola
Gas lift 50x28x230mm, run 135mm, black, packed in box
- 04 1 x STP001ANR Copricolonna telescopico a 3 stadi piano, Ø 50mm, nero
3 stages flat telescopic bellows, Ø 50mm, black
- 05 1 x PSM03015NR Piastra dattilo, cono Ø 28mm con leva, sp. 2.7mm, nera
Seat plate cone Ø 28mm with lever, thickness 2.7mm, black
- 06 1 x SSP211ANR Sottosedile NOVA medio-piccolo, nero
NOVA mini-medium outer seat, 10° armrests inclination, black
- 07 1 x SDZ059A79AB Sedile NOVA medio rinforzato, 14 borchie
NOVA medium-mini reinforced inner seat for SSP211, with metal bars, 14 T-nuts
- 08 1 x VLP3F5NR Volantino serie 300, A=Ø 50mm, B=M8x30mm, C=12mm, H=26mm, vite, nero
Handwheel series 300, A=Ø 50mm, B=M8x30mm, C=12mm, H=26mm, screw, black
- 09 1 x CPMF55NR Contatto permanente ECO-FULCRO, larghezza 90mm, nero
ECO-FULCRO permanent contact, width 90mm, black
- 10 1 x ASM027ZFZ Estensore JET con di staffa di fissaggio fissa, interassi 100x30mm, zincato
JET extension with fixed bracket, 100x30mm centre distance, zinc-plated
- 11 1 x VLP3C2NRL Volantino serie 300 Liscio, A=Ø 50mm, B=M8x16mm, C=8mm, H=26mm, vite, nero
Handwheel smooth series 300, A=Ø 50mm, B=M8x16mm, C=8mm, H=26 mm, screw, black
- 12 1 x SCP240ANR Coprischienale BABA' basso, con agganci automatici, nero
BABA' low outer backrest with automatic hooks, black
- 13 1 x SHP097A84 Interno schienale BABA' basso per SCP240, 8 borchie
BABA' low inner backrest for SCP240, 8 T-nuts
- 14 2 x BRP128A01ANR Bracciolo NEMO, interasse 40 mm, nero (ambidestro)
NEMO armrest, 40mm center distance, black (L&R hands)
- 15 2 x TBM00401NR Staffa bombata, interasse 40mm, nera
Rounded arm bracket, 40mm center-distance, black
- 16 3 x VTM0516BPCFB Vite hilo testa Ø10.5 TB+ 5x16mm, brunita
Hilo screw tip Ø10.5 truss head 5x16mm, bronzed
- 17 4 x VTM0616BPCFB Vite TBL COMBI DS M6x16mm, brunita
Screw wide combo truss head M6x16mm, bronzed
- 18 14 x VTM0620BPCFB Vite TBL COMBI DS M6x20mm, brunita
Screw wide combo truss head M6x20mm, bronzed
- 19 1 x SDI158A **Options**
Schiumato sedile NOVA medio-piccolo
NOVA small-medium seat foam D.60

Schienale basso, slitta, sedile Nova medio
 medio
Low back, cantilever, Nova medium seat



- | | | |
|----|------------------|---|
| 01 | 1 x TLF011NR | Slitta, con piastra saldata Ø 25mm, con piedini
<i>Cantilever with welded plate and feet, Ø 25mm</i> |
| 02 | 1 x SSP211ANR | Sottosedile NOVA medio
<i>NOVA medium seat outer</i> |
| 03 | 1 x SDP059A79AB | Sedile NOVA medio, 14 borchie
<i>NOVA medium seat, 14 T-nuts</i> |
| 04 | 1 x LMM051PNR | Lama fissa, larghezza 60mm, fissaggio 100x30x30mm
<i>Fixed back bar, width 60mm, fixing points 100x30x30mm</i> |
| 05 | 1 x VLP3F5NR | Volantino serie 300, A=Ø50mm, B=M8x30mm, C=30mm, H=26mm
<i>Handwheel series 300, A=Ø50mm, B=M8x30mm, C=30mm, H=26mm, black</i> |
| 06 | 1 x CLP011NR | Coprilama CHAT
<i>CHAT back bar cover</i> |
| 07 | 1 x SCP240ANR | Coprischienale BABA' basso
<i>BABA' low seatback cover,</i> |
| 08 | 1 x SHP097A84 | Schienale BABA' basso, 8 borchie
<i>BABA' low seatback, 8 T-nuts</i> |
| 09 | 3 x VTM0516BPCFB | Vite hilo testa Ø10.5 TB+ 5x16mm, brunita
<i>Hilo screw tip Ø10.5 truss head 5x16mm, bronzed</i> |
| 10 | 4 x VTM0616BPCFB | Vite TBL COMBI DS M6x16mm, brunita
<i>Screw wide combo truss head M6x16mm, bronzed</i> |
| 11 | 4 x VTM0620BPCFB | Vite TBL COMBI DS M6x20mm, brunita
<i>Screw wide combo truss head M6x20mm, bronzed</i> |
| 12 | 1 x SDI158A | Options
Sedile schiumato NOVA medio-piccolo
<i>Foam for medium/small NOVA seat</i> |


KIT 044 IDEA/A01



KIT 055 IDEA/A01



KIT 055 IDEA/1



KIT 044 IDEA/A01

T A S K

Schienale alto, base Jamila, CP Eco-Fulcro, sedile Ergon, braccioli Flip
High back, Jamila base, Eco-Fulcro permanent contact, Ergon seat, Flip armrests

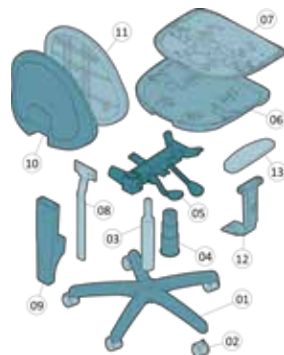


- 01 1 x BAY07401NR Base JAMILA in nylon Ø 600mm, nera
JAMILA black nylon base Ø600mm
- 02 5 x RUP0011NR Ruota libera Ø 50mm, perno Ø 11mm
Free wheel castor Ø 50mm, pin Ø 11mm
- 03 1 x ALM31701S Alzata a gas 50x28x230mm, corsa 135mm, nera, imballo su scatola
Gas lift 50x28x230mm, run 135mm, black, packed in box
- 04 1 x STP001ANR Soffietto telescopico a 3 stadi piano, Ø 50mm
Flat telescopic bellow with 3 stage, Ø 50mm
- 05 1 x PSM03015NR Piastra dattilo ECO cono Ø 28mm con leva, spessore 2.7mm
ECO seat plate cone Ø28mm, with lever, thickness 2.7mm
- 06 1 x SSP133DNR Sottosedile ERGON
ERGON seat outer
- 07 1 x SDZ010A15AH Sedile ERGON rinforzato, 10 borchie
ERGON reinforced seat, 10 T-nuts
- 08 1 x VLP3F5NR Volantino serie 300, A=Ø50mm, B=M8x30mm, C=30mm, H=26mm
Handwheel series 300, A=Ø50mm, B=M8x30mm, C=30mm, H=26mm, black
- 09 1 x CPMF55NR Contatto permanente ECO-FULCRO
ECO-FULCRO permanent contact
- 10 1 x ASM027ZFZ Estensore JET completo di staffa di fissaggio, 100x30mm
"JET" extension with integrated bracket, 100x30mm
- 11 1 x VLP3C2NRL Volantino serie 300L, A=Ø50mm, B=M8x16mm, C=8mm, H=26mm
Handwheel series 300L, A=Ø50mm, B=M8x16mm, C=8mm, H=26 mm, black
- 12 1 x ACY575NR Distanziatore ad H per aste a T
Spacer "H" for J-BAR "T"
- 13 1 x SCP208ANR Coprischienale IDEA alto
IDEA high seatback cover
- 14 1 x SHP080A67 Schienale IDEA alto, 6 borchie
IDEA high seatback, 6 T-nuts
- 15 2 x BRP099C30ANR Bracciolo FLIP dx+sx, con staffa 10° integrata
FLIP armrest rh/lh, with integrated bracket 10°
- 16 8 x VTM0625BPFCF Vite TBL COMBI DS M6x25mm, brunita
Screw wide combo truss head M6x25mm, bronzed
- 17 6 x VTM0630BPFCF Vite TBL COMBI DS M6x30mm, brunita
Screw wide combo truss head M6x30mm, bronzed

KIT 055 IDEA/I

T A S K

Schienale medio-alto, base Arco large, meccanica Proxy a 2 leve, sedile Ergon, braccioli Iota, pad Chi
Medium-high back, large Arco base, 2 levers Proxy mechanism, Ergon seat, Iota armrests, Chi pad




- 01 1 x BAY01901NR Base ARCO large in nylon, nera
ARCO large black nylon base
- 02 5 x RUP0011NR Ruota libera Ø 50mm, perno Ø 11mm
Free wheel castor Ø 50mm, pin Ø 11mm
- 03 1 x ALM31701S Alzata a gas 50x28x230mm, corsa 135mm, nera, imballo su scatola
Gas lift 50x28x230mm, run 135mm, black, packed in box
- 04 1 x STP001ANR Soffietto telescopico a 3 stadi piano, Ø 50mm
Flat telescopic bellow with 3 stage, Ø 50mm
- 05 1 x SYM04215 Meccanica PROXY con movimento a contatto permanente
PROXY permanent contact
- 06 1 x SSP133DNR Sottosedile ERGON
ERGON seat outer
- 07 1 x SDZ010A15AH Sedile ERGON rinforzato, 10 borchie
ERGON reinforced seat, 10 T-nuts
- 08 1 x ASM037PNR Asta a T con piastrina saldata (serie PROXY)
"T" J-BAR with welded plate (PROXY series)
- 09 4 x SFE069ANR Soffietto RAMIRO (versione PROXY)
RAMIRO bellow (PROXY version)
- 10 1 x SCP236ANR Coprischienale IDEA medio
IDEA medium seatback cover
- 11 1 x SHP096A67 Schienale IDEA medio, 6 borchie
IDEA medium seatback, 6 T-nuts
- 12 2 x BRP197AAHANR Bracciolo regolabile IOTA senza pad, staffa integrata
IOTA adjustable armrest without pad, with integrated bracket
- 13 2 x ACU870NR Pad Bracciolo in Poliuretano CHI - Nero
CHI black polyurethane armrest pad
- 14 4 x VTM0616BPXFB Vite TB+ M6x16mm, brunita
Screw truss head M6x16mm, bronzed
- 15 8 x VTM0620BPFCF Vite TBL COMBI DS M6x20mm, brunita
Screw wide combo truss head M6x20mm, bronzed
- 16 6 x VTM0625BPFCF Vite TBL COMBI DS M6x25mm, brunita
Screw wide combo truss head M6x25mm, bronzed

Schienale medio-alto, base Jamila,
 CP Eco-Fulcro, sedile Ergon, braccioli Flip
*Medium-high back, Jamila base, Eco-Fulcro
 permanent contact, Ergon seat, Flip armrests*



- 01 1 x BAY07401NR **Base JAMILA** in nylon Ø 600mm, nera
JAMILA black nylon base Ø600mm
- 02 5 x RUP0011NR **Ruota libera** Ø 50mm, perno Ø 11mm
Free wheel castor Ø 50mm, pin Ø 11mm
- 03 1 x ALM31701S **Alzata a gas** 50x28x230mm, corsa 135mm, nera, imballo su scatola
Gas lift 50x28x230mm, run 135mm, black, packed in box
- 04 1 x STP001ANR **Soffietto telescopico** a 3 stadi piano, Ø 50mm
Flat telescopic bellow with 3 stage, Ø 50mm
- 05 1 x PSM03015NR **Piastra dattilo ECO** cono Ø 28mm con leva, spessore 2.7mm
ECO seat plate cone Ø28mm, with lever, thickness 2.7mm
- 06 1 x SSP133DNR **Sottosedile ERGON**
ERGON seat outer
- 07 1 x SDZ010A15AH **Sedile ERGON rinforzato**, 10 borchie
ERGON reinforced seat, 10 T-nuts
- 08 1 x VLP3F5NR **Volantino serie 300**, A=Ø50mm, B=M8x30mm, C=30mm, H=26mm
Handwheel series 300, A=Ø50mm, B=M8x30mm, C=30mm, H=26mm, black
- 09 1 x CPMF55NR **Contatto permanente ECO-FULCRO**
ECO-FULCRO permanent contact
- 10 1 x ASM0272FZ **Estensore JET** completo di staffa di fissaggio, 100x30mm
"JET" extension with integrated bracket, 100x30mm
- 11 1 x VLP3C2NRL **Volantino serie 300L**, A=Ø50mm, B=M8x16mm, C=8mm, H=26mm
Handwheel series 300L, A=Ø50mm, B=M8x16mm, C=8mm, H=26 mm, black
- 12 1 x ACY575NR **Distanziatore ad H** per aste a T
Spacer "H" for J-BAR "T"
- 13 1 x SCP236ANR **Coprischienale IDEA medio**
IDEA medium seatback cover
- 14 1 x SHP096A67 **Schienale IDEA medio**, 6 borchie
IDEA medium seatback, 6 T-nuts
- 15 2 x BRP099C30ANR **Bracciolo FLIP dx+sx**, con staffa 10° integrata
FLIP armrest rh/lh, with integrated bracket 10°
- 16 8 x VTM0625BPFCB **Vite TBL COMBI DS M6x25mm**, brunita
Screw wide combo truss head M6x25mm, bronzed
- 17 6 x VTM0630BPFCB **Vite TBL COMBI DS M6x30mm**, brunita
Screw wide combo truss head M6x30mm, bronzed

KIT 024 BSIDE/A01



KIT 007 BSIDE/A01



KIT 023 BSIDE/A

KIT 009 BSIDE/A



B

B-SIDE

KIT 009 B-SIDE/A

T A S K

Schienale alto, base Arco extra large, CP Eco-Fulcro, sedile B-Side, braccioli Gamma High back, Arco base XL, CP Eco-Fulcro, B-Side seat, Gamma armrests



- 01 1 x BAY01601NR Base ARCO XL, in nylon, nera
ARCO XL black nylon base
- 02 5 x RUP0011NR Ruota libera Ø 50mm, perno Ø 11mm
Free wheel castor Ø 50mm, pin Ø 11mm
- 03 1 x ALM31701S Alzata a gas 50x28x230mm, corsa 135mm, nera, imballo su scatola
Gas lift 50x28x230mm, run 135mm, black, packed in box
- 04 1 x STP001ANR Soffietto telescopico a 3 stadi piano, Ø 50mm
Flat telescopic bellow with 3 stage, Ø 50mm
- 05 1 x PSM00178NR Piastra cono Ø 28mm, leva dritta, spessore 2.7mm
Seat plate cone Ø28mm, straight lever, thickness 2.7mm
- 06 1 x SSP043ANR Sottosedile B-SIDE
B-SIDE seat outer
- 07 1 x SDB031A15AC Sedile in bois moulé B-SIDE
B-SIDE seat in compound wood
- 08 1 x VLP3F5NR Volantino serie 300, A=Ø50mm, B=M8x30mm, C=30mm, H=26mm
Handwheel series 300, A=Ø50mm, B=M8x30mm, C=30mm, H=26mm, black
- 09 1 x CPMF55NR Contatto permanente ECO-FULCRO
ECO-FULCRO permanent contact
- 10 1 x VLP3C2NRL Volantino serie 300L, A=Ø50mm, B=M8x16mm, C=8mm, H=26mm
Handwheel series 300L, A=Ø50mm, B=M8x16mm, C=8mm, H=26 mm, black
- 11 1 x ASM0232FZ Estensore JET completo di staffa di fissaggio, 100x30x30mm
"JET" extension with integrated bracket, 100x30x30mm
- 12 1 x SCP045ANR Coprischienale B-SIDE alto
B-SIDE high seatback cover
- 13 1 x SHB07067 Schienale in bois moulé B-SIDE XL
B-SIDE XL seatback in compound wood
- 14 2 x BRP036A01ANR Bracciolo GAMMA, interasse 40mm
GAMMA armrest, 40mm center distance
- 15 2 x TBM00401NR Staffa bombata, interasse 40mm
Reinforced bracket, 40mm center-distance
- 16 14 x VTM0616BPCFB Vite TBL COMBI DS M6x16mm, brunita
Screw wide combo truss head M6x16mm, bronzed

KIT 024 B-SIDE/A01

T A S K

Schienale medio, base Arco nylon maxi, CPMT09, sedile Ergomatic, braccioli Gamma Medium back, nylon large Arco base, CPMT09, Ergomatic seat, Gamma armrests

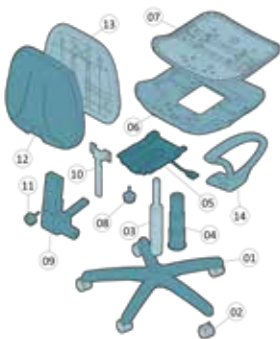


- 01 1 x BAY01901NR Base ARCO large in nylon, nera
ARCO large black nylon base
- 02 5 x RUP0011NR Ruota libera Ø 50mm, perno Ø 11mm
Free wheel castor Ø 50mm, pin Ø 11mm
- 03 1 x ALM31701S Alzata a gas 50x28x230mm, corsa 135mm, nera, imballo su scatola
Gas lift 50x28x230mm, run 135mm, black, packed in box
- 04 1 x STP001ANR Soffietto telescopico a 3 stadi piano, Ø 50mm
Flat telescopic bellow with 3 stage, Ø 50mm
- 05 1 x PSM03015NR Piastra dattilo ECO cono Ø 28mm con leva, spessore 2.7mm
ECO seat plate cone Ø28mm, with lever, thickness 2.7mm
- 06 1 x SSP263ANR Sottosedile ERGOMATIC
ERGOMATIC seat outer
- 07 1 x SDZ126A15AH Sedile ERGOMATIC/ERGOFLEX rinforzato, 10 borchie ERGOMATIC/ERGOFLEX reinforced seat, 10 T-nuts
- 08 1 x VLP3F5NR Volantino serie 300, A=Ø50mm, B=M8x30mm, C=30mm, H=26mm
Handwheel series 300, A=Ø50mm, B=M8x30mm, C=30mm, H=26mm, black
- 09 1 x CPMT09NRP Contatto permanente telescopico con protezione
Telescopic permanent contact with cover
- 10 1 x ASM0192FZ Asta a T con staffa
"T" J-BAR with integrated bracket
- 11 1 x VLP3C4NR Volantino serie 300, A=Ø50mm, B=M8x16mm, C=16mm, H=26mm
Handwheel series 300, A=Ø50mm, B=M8x16mm, C=16mm, H=26 mm, nero
- 12 1 x SCP164ANR Coprischienale B-SIDE alto
B-SIDE high seatback cover
- 13 1 x SHP042A63 Schienale B-LINE alto, 4 borchie B-LINE high seatback; 4 T-nuts
- 14 2 x BRP036C30ANR Bracciolo GAMMA dx+sx, staffa 10° integrata
GAMMA armrest rh/lh, with integrated bracket rh/lh
- 15 8 x VTM0616BPCFB Vite TBL COMBI DS M6x16mm, brunita
Screw wide combo truss head M6x16mm, bronzed
- 16 6 x VTM0630BPCFB Vite TBL COMBI DS M6x30mm, brunita
Screw wide combo truss head M6x30mm, bronzed

KIT 007 B-SIDE/A01

T A S K

Schienale medio-basso, base Arco nylon maxi, CPMT09, sedile Ergomatic, braccioli Gamma
 Medium-low back, nylon maxi Arco base, CPMT09, Ergomatic seat, Gamma armrests



- 01 1 x BAY01901NR Base ARCO large in nylon, nera
ARCO large black nylon base
- 02 5 x RUP0011NR Ruota libera Ø 50mm, perno Ø 11mm
Free wheel castor Ø 50mm, pin Ø 11mm
- 03 1 x ALM31701S Alzata a gas 50x28x230mm, corsa 135mm, nera, imballo su scatola
Gas lift 50x28x230mm, run 135mm, black, packed in box
- 04 1 x STP001ANR Soffietto telescopico a 3 stadi piano, Ø 50mm
Flat telescopic bellows with 3 stages, Ø 50mm
- 05 1 x PSM03015NR Piastra dattilo ECO cono Ø 28mm con leva, spessore 2.7mm
ECO seat plate cone Ø28mm, with lever, thickness 2.7mm
- 06 1 x SSP263ANR Sottosedile ERGOMATIC
ERGOMATIC seat outer
- 07 1 x SDZ126A15AH Sedile ERGOMATIC/ERGOFLEX rinforzato, 10 borchie ERGOMATIC/ERGOFLEX reinforced seat, 10 T-nuts
- 08 1 x VLP3F5NR Volantino serie 300, A=Ø50mm, B=M8x30mm, C=30mm, H=26mm
Handwheel series 300, A=Ø50mm, B=M8x30mm, C=30mm, H=26mm, black
- 09 1 x CPMT09NRP Contatto permanente telescopico con protezione
Telescopic permanent contact with cover
- 10 1 x ASM019ZFZ Asta a T con staffa
"T" J-BAR with integrated bracket
- 11 1 x VLP3C4NR Volantino serie 300, A=Ø50mm, B=M8x16mm, C=16mm, H=26mm
Handwheel series 300, A=Ø50mm, B=M8x16mm, C=16mm, H=26 mm, nero
- 12 1 x SCP050ANR Coprischienale B-SIDE medio
B-SIDE medium seatback cover
- 13 1 x SHP010A63 Schienale B-SIDE medio, 4 borchie
B-SIDE medium seatback, 4 T-nuts
- 14 2 x BRP036C30ANR Bracciolo GAMMA dx+sx, staffa 10° integrata
GAMMA armrest rh/lh, with integrated bracket rh/lh
- 15 4 x VTM0616BPCFB Vite TBL COMBI DS M6x16mm, brunita
Screw wide combo truss head M6x16mm, bronzed
- 16 4 x VTM0620BPCFB Vite TBL COMBI DS M6x20mm, brunita
Screw wide combo truss head M6x20mm, bronzed
- 17 6 x VTM0630BPCFB Vite TBL COMBI DS M6x30mm, brunita
Screw wide combo truss head M6x30mm, bronzed

KIT 023 B-SIDE/A

T A S K

Schienale basso, base Arco nylon mini, CPMT58, sedile Unisit, braccioli Gamma
 Low back, nylon mini Arco base, CPMT58, Unisit seat, Gamma armrests



- 01 1 x BAY01501NR Base ARCO mini, Ø 550mm, in nylon nera
ARCO mini base, Ø 550mm, nylon, black
- 02 5 x RUP0011NR Ruota libera Ø 50mm, perno Ø 11mm, nera
Free castor Ø 50mm, pin Ø 11mm, black
- 03 1 x ALM31701S Alzata a gas 50x28x230mm, corsa 135mm, nera, imballo su scatola
Gas lift 50x28x230mm, run 135mm, black, packed in box
- 04 1 x STP001ANR Copricolonna telescopico a 3 stadi piano, Ø 50mm, nero
3 stages flat telescopic bellows, Ø 50mm, black
- 05 1 x PSM03015NR Piastra dattilo, cono Ø 28mm con leva, sp. 2.7mm, nera
Seat plate cone Ø 28mm with lever, thickness 2.7mm, black
- 06 1 x SSP183ANR Sottosedile UNISIT, con agganci automatici, nero
UNISIT outer seat with automatic hooks, 10° armrests inclination, black
- 07 1 x SDZ013A15AA Sedile interno B-LINE rinforzato per SSP183, con barre, 10 borchie
B-LINE reinforced inner seat for SSP183, with metal bars, 6 t-nuts
- 08 1 x VLP3F5NR Volantino serie 300, A=Ø 50mm, B=M8x30mm, C=12mm, H=26mm, vite, nero
Handwheel series 300, A=Ø 50mm, B=M8x30mm, C=12mm, H=26mm, screw, black
- 09 1 x CPMT09NRP Contatto permanente telescopico modello Y con protezione, larghezza 65mm, nero
Y telescopic permanent contact with cover, width 65mm, black
- 10 1 x ASM019ZFZ Estensore a "T" curvato con staffa di fissaggio, interassi 80/100x30mm, zincato
"T" extension with integrated bracket, 80/100x30mm centre distance, zinc-plated
- 11 1 x VLP3C4NR Volantino serie 300, A=Ø 50mm, B=M8x16mm, C=16mm, H=26mm, vite, nero
Handwheel series 300, A=Ø 50mm, B=M8x16mm, C=16mm, H=26 mm, screw, black
- 12 1 x SCP160ANR Coprischienale B-SIDE basso, con agganci automatici, nero
B-SIDE low outer backrest with automatic hooks, black
- 13 1 x SHP053A28 Interno schienale B-SIDE basso per SC160, 4 borchie
B-SIDE low inner backrest for SCP160, 4 t-nuts
- 14 2 x BRP036A01ANR Bracciolo GAMMA, interasse 40mm
GAMMA armrest, 40mm center distance, black
- 15 2 x TBM00301NR Staffa per bracciolo, interasse 40mm
Armrest bracket, 40mm center-distance
- 16 4 x VTM0610BPCFB Vite TBL COMBI M6x10mm, brunita
Screw wide combo truss head M6x10mm, bronzed
- 17 12 x VTM0616BPCFB Vite TBL COMBI DS M6x16mm, brunita
Screw wide combo truss head M6x16mm, bronzed

KIT 006 B-LINE/A



KIT 005 B-LINE/A



B

B-LINE

KIT 006 B-LINE/A

T A S K

Schienale alto, base Arco nylon large,
CPMT58, sedile B-Line
High back, nylon large Arco base,
CPMT58, B-Line seat

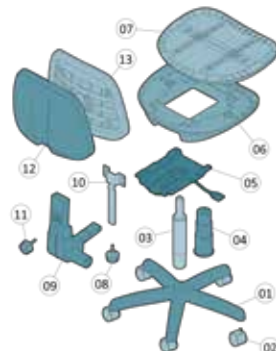


- 01 1 x BAY01901NR Base ARCO large, Ø 640mm, in nylon nera
ARCO large base, Ø 640mm, nylon, black
- 02 5 x RUP0011NR Ruota libera Ø 50mm, perno Ø 11mm, nera
Free castor Ø 50mm, pin Ø 11mm, black
- 03 1 x ALM31701S Alzata a gas 50x28x230mm, corsa 135mm, nera, imballo su scatola
Gas lift 50x28x230mm, run 135mm, black, packed in box
- 04 1 x STP001ANR Copricolonna telescopico a 3 stadi piano, Ø 50mm, nero
3 stages flat telescopic bellow, Ø 50mm, black
- 05 1 x PSM03015NR Piastra dattilo, cono Ø 28mm con leva, sp. 2.7mm, nera
Seat plate cone Ø 28mm with lever, thickness 2.7mm, black
- 06 1 x SSP012ANR Sottosedile B-LINE con scanso per braccioli, nero
B-LINE medium outer seat with armrests space, 10° armrests inclination, black
- 07 1 x SDZ008S64AA Sedile B-LINE senza barre, 8 borchie
B-LINE reinforced plastic seat for SSP012, SSP347 and SSP349, without metal bars, 8 t-nuts
- 08 1 x VLP3F5NR Volantino serie 300, A=Ø 50mm, B=M8x30mm, C=12mm, H=26mm, vite, nero
Handwheel series 300, A=Ø 50mm, B=M8x30mm, C=12mm, H=26mm, screw, black
- 09 1 x CPMT09NRP Contatto permanente telescopico modello Y con protezione, larghezza 65mm, nero
Y telescopic permanent contact with cover, width 65mm, black
- 10 1 x ASM019ZFZ Estensore a "T" curvato con staffa di fissaggio, interassi 80/100x30mm, zincato
"T" extension with integrated bracket, 80/100x30mm centre distance, zinc-plated
- 11 1 x VLP3C4NR Volantino serie 300, A=Ø 50mm, B=M8x16mm, C=16mm, H=26mm, vite, nero
Handwheel series 300, A=Ø 50mm, B=M8x16mm, C=16mm, H=26 mm, screw, black
- 12 1 x SCP140ANR Coprischienale B-LINE alto, con agganci automatici, nero
B-LINE high outer backrest with automatic hooks, black
- 13 1 x SHP042A02 Interno schienale B-LINE alto per SCP140 e SCP164, per autofilettanti
B-LINE high inner backrest for SCP140 and SCP164, for self-threading screws
- 14 4 x VTM0620BPTFB Vite truciolare TBL COMBI 6x20mm, brunita
Chipboard screw wide combo truss head 6x20mm, bronzed
- 15 4 x VTM0625BPCFB Vite TBL COMBI DS M6x25mm, brunita
Screw wide combo truss head M6x25mm, bronzed

KIT 005 B-LINE/A

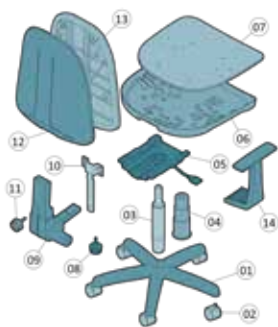
T A S K

Schienale basso, base Arco nylon mini,
CPMT58, sedile Rapido mini
Low back, nylon mini Arco base,
CPMT58, mini Rapido seat



- 01 1 x BAY01501NR Base ARCO mini, Ø 550mm, in nylon nera
ARCO mini base, Ø 550mm, nylon, black
- 02 5 x RUP0011NR Ruota libera Ø 50mm, perno Ø 11mm, nera
Free castor Ø 50mm, pin Ø 11mm, black
- 03 1 x ALM31701S Alzata a gas 50x28x230mm, corsa 135mm, nera, imballo su scatola
Gas lift 50x28x230mm, run 135mm, black, packed in box
- 04 1 x STP001ANR Copricolonna telescopico a 3 stadi piano, Ø 50mm, nero
3 stages flat telescopic bellow, Ø 50mm, black
- 05 1 x PSM03015NR Piastra dattilo, cono Ø 28mm con leva, sp. 2.7mm, nera
Seat plate cone Ø 28mm with lever, thickness 2.7mm, black
- 06 1 x SSP257ANR Sottosedile RAPIDO piccolo, nero
RAPIDO outer seat, 15° armrests inclination, black
- 07 1 x SDP076A15 Sedile in plastica RAPIDO piccolo, 4 borchie
RAPIDO plastic inner seat for SSP357, 4 t-nuts
- 08 1 x VLP3F5NR Volantino serie 300, A=Ø 50mm, B=M8x30mm, C=12mm, H=26mm, vite, nero
Handwheel series 300, A=Ø 50mm, B=M8x30mm, C=12mm, H=26mm, screw, black
- 09 1 x CPMT09NRP Contatto permanente telescopico modello Y con protezione, larghezza 65mm, nero
Y telescopic permanent contact with cover, width 65mm, black
- 10 1 x ASM019ZFZ Estensore a "T" curvato con staffa di fissaggio, interassi 80/100x30mm, zincato
"T" extension with integrated bracket, 80/100x30mm centre distance, zinc-plated
- 11 1 x VLP3C4NR Volantino serie 300, A=Ø 50mm, B=M8x16mm, C=16mm, H=26mm, vite, nero
Handwheel series 300, A=Ø 50mm, B=M8x16mm, C=16mm, H=26 mm, screw, black
- 12 1 x SCP010ANR Coprischienale B-LINE medio, nero
B-LINE medium outer backrest, black
- 13 1 x SHP045A28 Interno schienale B-LINE medio per SCP010, con distanziale 11mm, 4 borchie
B-LINE medium inner backrest for SCP010, with 11mm spacer, 4 t-nuts
- 14 8 x VTM0616BPCFB Vite TBL COMBI DS M6x16mm, brunita
Screw wide combo truss head M6x16mm, bronzed

Schienale alto, base Arco nylon large, CPMT09, sedile B-Line, braccioli Chat High back, nylon large Arco base, CPMT09, B-Line seat, Chat armrests




- 01 1 x BAY01901NR Base ARCO large, Ø 640mm, in nylon nera
ARCO large base, Ø 640mm, nylon, black
- 02 5 x RUP0011NR Ruota libera Ø 50mm, perno Ø 11mm, nera
Free castor Ø 50mm, pin Ø 11mm, black
- 03 1 x ALM31701S Alzata a gas 50x28x230mm, corsa 135mm, nera, imballo su scatola
Gas lift 50x28x230mm, run 135mm, black, packed in box
- 04 1 x STP001ANR Copricolonna telescopico a 3 stadi piano, Ø 50mm, nero
3 stages flat telescopic bellow, Ø 50mm, black
- 05 1 x PSM03015NR Piastra dattilo, cono Ø 28mm con leva, sp. 2.7mm, nera
Seat plate cone Ø 28mm with lever, thickness 2.7mm, black
- 06 1 x SSP012ANR Sottosedile B-LINE con scanso per braccioli, nero
B-LINE medium outer seat with armrests space, 10° armrests inclination, black
- 07 1 x SDL008A6N15AH Sedile in legno per SSP028A-012A, 10 borchie
B-LINE wooden inner seat for SSP012, SSP193 and SSP347, 10 t-nuts
- 08 1 x VLP3F5NR Volantino serie 300, A=Ø 50mm, B=M8x30mm, C=12mm, H=26mm, vite, nero
Handwheel series 300, A=Ø 50mm, B=M8x30mm, C=12mm, H=26mm, screw, black
- 09 1 x CPMT09NRP Contatto permanente telescopico modello Y con protezione, larghezza 65mm, nero
Y telescopic permanent contact with cover, width 65mm, black
- 10 1 x ASM0192FZ Estensore a "T" curvato con staffa di fissaggio, interassi 80/100x30mm, zincato
"T" extension with integrated bracket, 80/100x30mm centre distance, zinc-plated
- 11 1 x VLP3C4NR Volantino serie 300, A=Ø 50mm, B=M8x16mm, C=16mm, H=26mm, vite, nero
Handwheel series 300, A=Ø 50mm, B=M8x16mm, C=16mm, H=26mm, screw, black
- 12 1 x SCP140ANR Coprischienale B-LINE alto, con agganci automatici, nero
B-LINE high outer backrest with automatic hooks, black
- 13 1 x SHP042A63 Interno schienale B-LINE alto per SCP140 e SCP164, 4 borchie
B-LINE high inner backrest for SCP140 and SCP164, 4 t-nuts
- 14 2 x BRY157AAHANR Bracciolo CHAT con staffa 10°, in nylon nero
CHAT armrest with integrated 10° bracket, nylon black
- 15 4 x VTM0620BPCFB Vite TBL COMBI DS M6x20mm, brunita
Screw wide combo truss head M6x20mm, bronzed
- 16 4 x VTM0625BPCFB Vite TBL COMBI DS M6x25mm, brunita
Screw wide combo truss head M6x25mm, bronzed
- 17 6 x VTM0635BPCFB Vite TBL COMBI DS M6x35mm, brunita
Screw wide combo truss head M6x35mm, bronzed

KIT 002 TREVI/A




KIT 004 TREVI/A



 KIT 003 TREVII/A



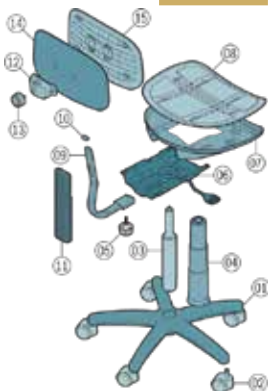
 KIT 003 TREVII/B



KIT 004 TREVI/A

T A S K

Schienale grande liscio, base Arco nylon mini, ovalina, sedile Rapido mini
High smooth back, nylon mini Arco base, oval back bar, mini Rapido seat

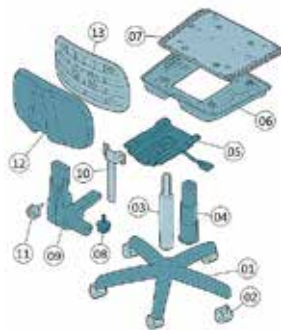


- 01 1 x BAY01501NR Base ARCO mini in nylon, nera
ARCO mini black nylon base
- 02 5 x RUP0011NR Ruota libera Ø 50mm, perno Ø 11mm
Free wheel castor Ø 50mm, pin Ø 11mm
- 03 1 x ALM31701S Alzata a gas 50x28x230mm, corsa 135mm, nera, imballo su scatola
Gas lift 50x28x230mm, run 135mm, black, packed in box
- 04 1 x STP001ANR Soffietto telescopico a 3 stadi piano, Ø 50mm
Flat telescopic bellow with 3 stage, Ø 50mm
- 05 1 x VLP3F5NR Volantino serie 300, A=Ø50mm, B=M8x30mm, C=30mm, H=26mm
Handwheel series 300, A=Ø50mm, B=M8x30mm, C=30mm, H=26mm, black
- 06 1 x PSM03015NR Piastra dattilo ECO cono Ø 28mm con leva, spessore 2.7mm
ECO seat plate cone Ø28mm, with lever, thickness 2.7mm
- 07 1 x SSP257ANR Sottosedile RAPIDO mini
RAPIDO mini seat outer
- 08 1 x SDP076A15 Sedile RAPIDO piccolo
RAPIDO small seat
- 09 1 x OVM011YNR Ovalina con omega, 30x15mm
Oval back bar with omega, 30x15mm
- 10 1 x ACP115NR Tappo copritesta per ovalina
Cover cap for oval seatback bar
- 11 1 x SFE004ANR Soffietto per ovalina/lama
Bellow for oval/flat back bar
- 12 1 x SNM004FNR Snodo saponetta verniciato
Painted joint
- 13 1 x VLP3B1NR Volantino h=26mm, a=M8x12mm, b=0mm
Handwheel h=26mm, a=M8x12mm, b=0mm
- 14 1 x SCP002ANRF3 Coprischienale liscio TREVI
TREVI smooth seatback cover
- 15 1 x SHP004A27 Schienale TREVI, 2 borchie
TREVI seatback, 2 T-nuts
- 16 6 x VTM0616BPCFB Vite TBL COMBI DS M6x16mm, brunita
Screw wide combo truss head M6x16mm, bronzed

KIT 003 TREVI/B

T A S K

Schienale grande, base Arco nylon mini, CPMT58, sedile Trevi
High back, nylon mini Arco base, CPMT58, Trevi seat

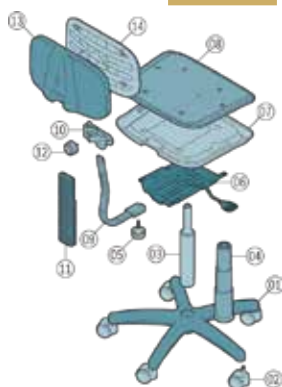


- 01 1 x BAY01501NR Base ARCO mini, Ø 550mm, in nylon nera
ARCO mini base, Ø 550mm, nylon, black
- 02 5 x RUP0011NR Ruota libera Ø 50mm, perno Ø 11mm, nera
Free castor Ø 50mm, pin Ø 11mm, black
- 03 1 x ALM31701S Alzata a gas 50x28x230mm, corsa 135mm, nera, imballo su scatola
Gas lift 50x28x230mm, run 135mm, black, packed in box
- 04 1 x STP001ANR Copricolonna telescopico a 3 stadi piano, Ø 50mm, nero
3 stages flat telescopic bellow, Ø 50mm, black
- 05 1 x PSM03015NR Piastra dattilo, cono Ø 28mm con leva, sp. 2.7mm, nera
Seat plate cone Ø 28mm with lever, thickness 2.7mm, black
- 06 1 x SSP155ANRAG Sottosedile TREVI bordo alto, con agganci automatici, nero
TREVI high edge outer seat with automatic hooks, black
- 07 1 x SDP005A15AA Sedile in plastica TREVI per SSP155, 6 borchie
TREVI plastic inner seat for SSP155, 6 t-nuts
- 08 1 x VLP3F5NR Volantino serie 300, A=Ø 50mm, B=M8x30mm, C=12mm, H=26mm, vite, nero
Handwheel series 300, A=Ø 50mm, B=M8x30mm, C=12mm, H=26mm, screw, black
- 09 1 x CPMT09NRP Contatto permanente telescopico modello Y con protezione, larghezza 65mm, nero
Y telescopic permanent contact with cover, width 65mm, black
- 10 1 x ASM019ZfZ Estensore a "T" curvato con staffa di fissaggio, interassi 80/100x30mm, zincato
"T" extension with integrated bracket, 80/100x30mm centre distance, zinc-plated
- 11 1 x VLP3C4NR Volantino serie 300, A=Ø 50mm, B=M8x16mm, C=16mm, H=26mm, vite, nero
Handwheel series 300, A=Ø 50mm, B=M8x16mm, C=16mm, H=26 mm, screw, black
- 12 1 x SCP006ANR Coprischienale TREVI, nero
TREVI outer backrest, black
- 13 1 x SHP004A28 Interno schienale TREVI per SCP002 e SCP006, 4 borchie
TREVI inner backrest for SCP002 and SCP006, 4 t-nuts
- 14 8 x VTM0616BPCFB Vite TBL COMBI DS M6x16mm, brunita
Screw wide combo truss head M6x16mm, bronzed

KIT 003 TREVI/A

T A S K

Schienale grande, base Arco nylon mini, ovalina, sedile Trevi
High back, nylon mini Arco base, oval back bar, Trevi seat

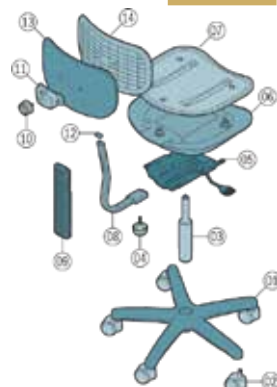


- 01 1 x BAY01501NR Base ARCO mini in nylon, nera
ARCO mini black nylon base
- 02 5 x RUP0011NR Ruota libera Ø 50mm, perno Ø 11mm
Free wheel castor Ø 50mm, pin Ø 11mm
- 03 1 x ALM31701S Alzata a gas 50x28x230mm, corsa 135mm, nera, imballo su scatola
Gas lift 50x28x230mm, run 135mm, black, packed in box
- 04 1 x STP001ANR Soffietto telescopico a 3 stadi piano, Ø 50mm
Flat telescopic bellow with 3 stage, Ø 50mm
- 05 1 x VLP3F5NR Volantino serie 300, A=Ø50mm, B=M8x30mm, C=30mm, H=26mm
Handwheel series 300, A=Ø50mm, B=M8x30mm, C=30mm, H=26mm, black
- 06 1 x PSM03015NR Piastra dattilo ECO cono Ø 28mm con leva, spessore 2.7mm
ECO seat plate cone Ø28mm, with lever, thickness 2.7mm
- 07 1 x SSP155ANRAG Sottosedile TREVI bordo alto, con agganci
TREVI high edge seat outer with hooks
- 08 1 x SDP005A15AA Sedile TREVI
TREVI seat
- 09 1 x OVM011YNR Ovalina con omega, 30x15mm
Oval back bar with omega, 30x15mm
- 10 1 x SNM002FFZ Snodo economico zincato
Economical zinc-coated joint
- 11 1 x SFE004ANR Soffietto per ovalina/lama
Bellow for oval/flat back bar
- 12 1 x VLP3B4NR Volantino h=26mm, a=M8x12mm, b=12mm
Handwheel h=26mm, a=M8x12mm, b=12mm
- 13 1 x SCP006BNRF1 Coprischienale TREVI con fori
TREVI seatback cover with holes
- 14 1 x SHP003A27 Schienale TREVI con poggiaerani, 2 borchie
TREVI seatback with lumbar support, 2 T-nuts
- 15 1 x ACP115NR Tappo copritesta per ovalina
Cover cap for oval seatback bar
- 16 6 x VTM0616BPCFB Vite TBL COMBI DS M6x16mm, brunita
Screw wide combo truss head M6x16mm, bronzed

KIT 002 TREVI/A

T A S K


Schienale medio liscio, base Arco nylon mini, ovalina, sedile Trevi
Medium smooth back, nylon mini Arco base, oval back bar, Trevi seat




- 01 1 x BAY01501NR Base ARCO mini in nylon, nera
ARCO mini black nylon base
- 02 5 x RUP0011NR Ruota libera Ø 50mm, perno Ø 11mm
Free wheel castor Ø 50mm, pin Ø 11mm
- 03 1 x ALM31701S Alzata a gas 50x28x230mm, corsa 135mm, nera, imballo su scatola
Gas lift 50x28x230mm, run 135mm, black, packed in box
- 04 1 x VLP3F5NR Volantino serie 300, A=Ø50mm, B=M8x30mm, C=30mm, H=26mm
Handwheel series 300, A=Ø50mm, B=M8x30mm, C=30mm, H=26mm, black
- 05 1 x PSM03015NR Piastra dattilo ECO cono Ø 28mm con leva, spessore 2.7mm
ECO seat plate cone Ø28mm, with lever, thickness 2.7mm
- 06 1 x SSP151ANR Sottosedile TREVI
TREVI seat outer
- 07 1 x SDP017AA1 Sedile TREVI, versione autofilettante
TREVI seat, self-threading screw version
- 08 1 x OVM011YNR Ovalina con omega, 30x15mm
Oval back bar with omega, 30x15mm
- 09 1 x SFE004ANR Soffietto per ovalina/lama
Bellow for oval/flat back bar
- 10 1 x VLP3B4NR Volantino h=26mm, a=M8x12mm, b=12mm
Handwheel h=26mm, a=M8x12mm, b=12mm
- 11 1 x SNM004FNR Snodo saponetta verniciato
Painted joint
- 12 1 x ACP115NR Tappo copritesta per ovalina
Cover cap for oval seatback bar
- 13 1 x SCP158ANRF3 Coprischienale liscio TREVI
TREVI smooth seatback cover
- 14 1 x SHP050A03 Schienale TREVI liscio, autofilettante
TREVI smooth seatback, self-threading screw
- 15 6 x VTM0616BPCFB Vite TBL COMBI DS M6x16mm, brunita
Screw wide combo truss head M6x16mm, bronzed

■ KIT 012 TULIP/A



 KIT 010 TULIP/A

 KIT 011 TULIP/A



KIT 012 TULIP/A

T A S K

Schienale alto, base Arco large, CP Tulip, sedile Tulip, braccioli Tulip
High back, large Arco base, Tulip permanent contact, Tulip seat, Tulip armrests



- 01 1 x BAY01901NR Base ARCO large in nylon, nera
ARCO large black nylon base
- 02 5 x RUP0011NR Ruota libera Ø 50mm, perno Ø 11mm
Free wheel castor Ø 50mm, pin Ø 11mm
- 03 1 x ALM31701S Alzata a gas 50x28x230mm, corsa 135mm, nera, imballo su scatola
Gas lift 50x28x230mm, run 135mm, black, packed in box
- 04 1 x STP001ANR Soffietto telescopico a 3 stadi piano, Ø 50mm
Flat telescopic bellow with 3 stage, Ø 50mm
- 05 1 x PSM03015NR Piastra dattilo ECO cono Ø 28mm con leva, spessore 2.7mm
ECO seat plate cone Ø28mm, with lever, thickness 2.7mm
- 06 1 x SSP072ANR Sottosedile TULIP
TULIP seat outer
- 07 1 x SDP006A65AA Sedile TULIP
TULIP seat
- 08 1 x CPMU93NR Contatto permanente TULIP
TULIP permanent contact
- 09 1 x VLP3F5NR Volantino serie 300, A=Ø50mm, B=M8x30mm, C=30mm, H=26mm
Handwheel series 300, A=Ø50mm, B=M8x30mm, C=30mm, H=26mm, black
- 10 1 x ASM021ZFZ Estensore a T curvato con staffa di fissaggio, 80x30mm - 100x30 mm
"T" extension with integrated bracket, 80x30mm - 100x30mm
- 11 1 x VLP3C4NR Volantino serie 300, A=Ø50mm, B=M8x16mm, C=16mm, H=26mm
Handwheel series 300, A=Ø50mm, B=M8x16mm, C=16mm, H=26 mm, nero
- 12 1 x SCP070ANR Coprischienale TULIP alto
TULIP high seatback cover
- 13 1 x SHP024A28 Schienale TULIP alto, 4 borchie
TULIP high seatback, 4 T-nuts
- 14 2 x BRP042A04ANR Bracciolo TULIP
TULIP armrest
- 15 2 x TBM00804NR Staffa bombata, dritta
Straight reinforced bracket
- 16 4 x DSP038 Distanziatore 38mm, Ø 23mm, foro Ø 8mm
Spacer 38mm, Ø 23mm, hole Ø 8mm
- 17 4 x VTM0610BPCFB Vite TBL COMBI M6x10mm, brunita
Screw wide combo truss head M6x10mm, bronzed
- 18 4 x VTM0616BPCFB Vite TBL COMBI DS M6x16mm, brunita
Screw wide combo truss head M6x16mm, bronzed
- 19 4 x VTM0620BPCFB Vite TBL COMBI DS M6x20mm, brunita
Screw wide combo truss head M6x20mm, bronzed
- 20 2 x VTM0820PSBFB Vite TPS+ M8x20mm, brunita
Screw PH countersunk flat head M8x20mm, bronzed

KIT 011 TULIP/A

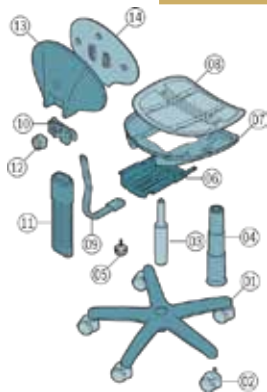
T A S K

Schienale medio, base Arco large, CP Tulip, sedile Tulip, braccioli Tulip
Medium back, large Arco base, Tulip permanent contact, Tulip seat, Tulip armrests




- 01 1 x BAY01901NR Base ARCO large in nylon, nera
ARCO large black nylon base
- 02 5 x RUP0011NR Ruota libera Ø 50mm, perno Ø 11mm
Free wheel castor Ø 50mm, pin Ø 11mm
- 03 1 x ALM31701S Alzata a gas 50x28x230mm, corsa 135mm, nera, imballo su scatola
Gas lift 50x28x230mm, run 135mm, black, packed in box
- 04 1 x STP001ANR Soffietto telescopico a 3 stadi piano, Ø 50mm
Flat telescopic bellow with 3 stage, Ø 50mm
- 05 1 x PSM03015NR Piastra dattilo ECO cono Ø 28mm con leva, spessore 2.7mm
ECO seat plate cone Ø28mm, with lever, thickness 2.7mm
- 06 1 x SSP072ANR Sottosedile TULIP
TULIP seat outer
- 07 1 x SDP006A65AA Sedile TULIP
TULIP seat
- 08 1 x CPMU93NR Contatto permanente TULIP
TULIP permanent contact
- 09 1 x VLP3F5NR Volantino serie 300, A=Ø50mm, B=M8x30mm, C=30mm, H=26mm
Handwheel series 300, A=Ø50mm, B=M8x30mm, C=30mm, H=26mm, black
- 10 1 x ASM021ZFZ Estensore a T curvato con staffa di fissaggio, 80x30mm - 100x30 mm
"T" extension with integrated bracket, 80x30mm - 100x30mm
- 11 1 x VLP3C4NR Volantino serie 300, A=Ø50mm, B=M8x16mm, C=16mm, H=26mm
Handwheel series 300, A=Ø50mm, B=M8x16mm, C=16mm, H=26 mm, nero
- 12 1 x SCP066ANR Coprischienale TULIP medio
TULIP medium seatback cover
- 13 1 x SHP020A28 Schienale TULIP medio, 4 borchie
TULIP medium seatback, 4 T-nuts
- 14 2 x BRP042A04ANR Bracciolo TULIP
TULIP armrest
- 15 2 x TBM00804NR Staffa bombata, dritta
Straight reinforced bracket
- 16 4 x DSP038 Distanziatore 38mm, Ø 23mm, foro Ø 8mm
Spacer 38mm, Ø 23mm, hole Ø 8mm
- 17 4 x VTM0610BPCFB Vite TBL COMBI M6x10mm, brunita
Screw wide combo truss head M6x10mm, bronzed
- 18 4 x VTM0616BPCFB Vite TBL COMBI DS M6x16mm, brunita
Screw wide combo truss head M6x16mm, bronzed
- 19 4 x VTM0620BPCFB Vite TBL COMBI DS M6x20mm, brunita
Screw wide combo truss head M6x20mm, bronzed
- 20 2 x VTM0820PSBFB Vite TPS+ M8x20mm, brunita
Screw PH countersunk flat head M8x20mm, bronzed


Schienale basso, base Arco mini,
ovalina, sedile Rapido mini
*Low back, mini Arco base, oval back bar,
mini Rapido seat*




- 01 1 x BAY01501NR **Base ARCO mini in nylon, nera**
ARCO mini black nylon base
- 02 5 x RUP0011NR **Ruota libera Ø 50mm, perno Ø 11mm**
Free wheel castor Ø 50mm, pin Ø 11mm
- 03 1 x ALM31701S **Alzata a gas 50x28x230mm, corsa 135mm, nera, imballo su scatola**
Gas lift 50x28x230mm, run 135mm, black, packed in box
- 04 1 x STP001ANR **Soffietto telescopico a 3 stadi piano, Ø 50mm**
Flat telescopic bellows with 3 stage, Ø 50mm
- 05 1 x VLP3F5NR **Volantino serie 300, A=Ø50mm, B=M8x30mm, C=30mm, H=26mm**
Handwheel series 300, A=Ø50mm, B=M8x30mm, C=30mm, H=26mm, black
- 06 1 x PSM03015NR **Piastra dattilo ECO cono Ø 28mm con leva, spessore 2.7mm**
ECO seat plate cone Ø28mm, with lever, thickness 2.7mm
- 07 1 x SSP257ANR **Sottosedile RAPIDO mini**
RAPIDO mini seat outer
- 08 1 x SDP076A15 **Sedile RAPIDO piccolo**
RAPID small seat
- 09 1 x OVM011YNR **Ovalina con omega, 30x15mm**
Oval back bar with omega, 30x15mm
- 10 1 x SNM002FFZ **Snodo economico zincato**
Economical zinc-coated joint
- 11 1 x SFE012ANR **Soffietto ovalina TULIP lungo**
TULIP long bellows for oval back bar
- 12 1 x VLP3B1NR **Volantino h=26mm, a=M8x12mm, b=0mm**
Handwheel h=26mm, a=M8x12mm, b=0mm
- 13 1 x SCP068ANRF1 **Coprischienale TULIP medio, con fori**
TULIP medium seatback cover with holes
- 14 1 x SHP022A28 **Schienale TULIP basso, 4 borchie**
TULIP low seatback, 4 T-nuts
- 15 1 x ACP115NR **Tappo copritesta per ovalina**
Cover cap for oval seatback bar
- 16 6 x VTM0616BPCFB **Vite TBL COMBI DS M6x16mm, brunita**
Screw wide combo truss head M6x16mm, bronzed

 KIT 212 MIAMI/A



 KIT 213 MIAMI/A



 KIT 211 MIAMI/A



B

MIAMI

KIT 213 MIAMI/A

MANAGER

Versione maxi, base Artica media,
oscillante Proxy
Maxi version, medium Artica base, Proxy
tilt mechanism



- 01 1 x BAM60901FC Base ARTICA media, Ø 685mm, cromata
ARTICA medium base, Ø 685mm, chromed
- 02 1 x CSP003NR Coprisaldatura base ALPHA/SPLASH/ARTICA, nero
Welding cover for ARTICA/ALPHA/SPLASH base, black
- 03 5 x RUP0011NR Ruota libera Ø 50mm, perno Ø 11mm, nera
Free castor Ø 50mm, pin Ø 11mm, black
- 04 1 x ALM02901 Alzata a gas rastremata 50x28x230mm, corsa 125mm,
nera
Tapered gas lift 50x28x230mm, run 125mm, black
- 05 1 x STP001ANR Copricolonna telescopico a 3 stadi piano, Ø 50mm, nero
3 stages flat telescopic bellow, Ø 50mm, black
- 06 1 x MNL009 Monoscocca MIAMI maxi, legno grezzo
MIAMI maxi shell, raw wood
- 07 2 x ACM638FC Staffetta fissaggio pannelli tappezzati
Fixing-bracket for upholstered inners
- 08 1 x OSM01213 Meccanica oscillante PROXY monoleva
One lever PROXY tilt mechanism
- 09 2 x BRP030A05ANR Bracciolo AIRONE per poltrona, nero
AIRONE arm for armchair, black
- 10 4 x ACP125NR Copritesta in plastica per vite M8, nero
Plastic cover cap for M8 screw, black
- 11 4 x ACF260FB Tubetto in metallo 10x28mm, ferro brunito
Metal tube 10x28mm, bronzed
- 12 4 x VTM0412BPXFB Vite truciolare TC+ 4x12mm, brunita
Chipboard screw PZ pan head 4x12mm, bronzed
- 13 4 x VTM0616BPCFB Vite TBL COMBI DS M6x16mm, brunita
Screw wide combo truss head M6x16mm, bronzed
- 14 4 x VTM0625BPCFB Vite TBL COMBI DS M6x25mm, brunita
Screw wide combo truss head M6x25mm, bronzed
- 15 4 x VTM0841PPBFZ Vite TCEI M8x41mm, zincata
Screw allen socket head M8x41mm, zinc-plated

KIT 212 MIAMI/A

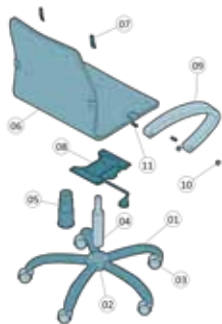
MANAGER

Versione alta, base Artica media,
oscillante Proxy
High version, medium Artica base, Proxy
tilt mechanism



- 01 1 x BAM60901FC Base ARTICA media, Ø 685mm, cromata
ARTICA medium base, Ø 685mm, chromed
- 02 1 x CSP003NR Coprisaldatura base ALPHA/SPLASH/ARTICA, nero
Welding cover for ARTICA/ALPHA/SPLASH base, black
- 03 5 x RUP0011NR Ruota libera Ø 50mm, perno Ø 11mm, nera
Free castor Ø 50mm, pin Ø 11mm, black
- 04 1 x ALM02901 Alzata a gas rastremata 50x28x230mm, corsa 125mm,
nera
Tapered gas lift 50x28x230mm, run 125mm, black
- 05 1 x STP001ANR Copricolonna telescopico a 3 stadi piano, Ø 50mm, nero
3 stages flat telescopic bellow, Ø 50mm, black
- 06 1 x MNL008 Monoscocca MIAMI alta, legno grezzo
MIAMI high shell, raw wood
- 07 2 x ACM638FC Staffetta fissaggio pannelli tappezzati
Fixing-bracket for upholstered inners
- 08 1 x OSM01213 Meccanica oscillante PROXY monoleva
One lever PROXY tilt mechanism
- 09 2 x BRP030A05ANR Bracciolo AIRONE per poltrona, nero
AIRONE arm for armchair, black
- 10 4 x ACP125NR Copritesta in plastica per vite M8, nero
Plastic cover cap for M8 screw, black
- 11 4 x ACF260FB Tubetto in metallo 10x28mm, ferro brunito
Metal tube 10x28mm, bronzed
- 12 4 x VTM0412BPXFB Vite truciolare TC+ 4x12mm, brunita
Chipboard screw PZ pan head 4x12mm, bronzed
- 13 4 x VTM0616BPCFB Vite TBL COMBI DS M6x16mm, brunita
Screw wide combo truss head M6x16mm, bronzed
- 14 4 x VTM0625BPCFB Vite TBL COMBI DS M6x25mm, brunita
Screw wide combo truss head M6x25mm, bronzed
- 15 4 x VTM0841PPBFZ Vite TCEI M8x41mm, zincata
Screw allen socket head M8x41mm, zinc-plated

Versione media, base Artica media,
oscillante Proxy
Medium version, medium Artica base,
Proxy tilt mechanism



- | | | | |
|----|-----|--------------|---|
| 01 | 1 x | BAM60901FC | Base ARTICA media, Ø 685mm, cromata
<i>ARTICA medium base, Ø 685mm, chromed</i> |
| 02 | 1 x | CSP003NR | Coprisaldatura base ALPHA/SPLASH/ARTICA, nero
<i>Welding cover for ARTICA/ALPHA/SPLASH base, black</i> |
| 03 | 5 x | RUP0011NR | Ruota libera Ø 50mm, perno Ø 11mm, nera
<i>Free castor Ø 50mm, pin Ø 11mm, black</i> |
| 04 | 1 x | ALM02901 | Alzata a gas rastremata 50x28x230mm, corsa 125mm, nera
<i>Tapered gas lift 50x28x230mm, run 125mm, black</i> |
| 05 | 1 x | STP001ANR | Copricolonna telescopico a 3 stadi piano, Ø 50mm, nero
<i>3 stages flat telescopic bellow, Ø 50mm, black</i> |
| 06 | 1 x | MNL007 | Monoscocca MIAMI media, legno grezzo
<i>MIAMI medium shell, raw wood</i> |
| 07 | 2 x | ACM638FC | Staffetta fissaggio pannelli tappezzati
<i>Fixing-bracket for upholstered inners</i> |
| 08 | 1 x | OSM01213 | Meccanica oscillante PROXY monoleva
<i>One lever PROXY tilt mechanism</i> |
| 09 | 2 x | BRP030A05ANR | Bracciolo AIRONE per poltrona, nero
<i>AIRONE arm for armchair, black</i> |
| 10 | 4 x | ACP125NR | Copritesta in plastica per vite M8, nero
<i>Plastic cover cap for M8 screw, black</i> |
| 11 | 4 x | ACF260FB | Tubetto in metallo 10x28mm, ferro brunito
<i>Metal tube 10x28mm, bronzed</i> |
| 12 | 4 x | VTM0412BPXFB | Vite truciolare TC+ 4x12mm, brunita
<i>Chipboard screw PZ pan head 4x12mm, bronzed</i> |
| 13 | 4 x | VTM0616BPCFB | Vite TBL COMBI DS M6x16mm, brunita
<i>Screw wide combo truss head M6x16mm, bronzed</i> |
| 14 | 4 x | VTM0625BPCFB | Vite TBL COMBI DS M6x25mm, brunita
<i>Screw wide combo truss head M6x25mm, bronzed</i> |
| 15 | 4 x | VTM0841PPBFZ | Vite TCEI M8x41mm, zincata
<i>Screw allen socket head M8x41mm, zinc-plated</i> |

■ KIT 214 CHICAGO/A



KIT 215 CHICAGO/A



B

CHICAGO

KIT 215 CHICAGO/A

MANAGER

Versione alta, base Artica media,
oscillante Proxy
High version, medium Artica base, Proxy
tilt mechanism



- 01 1 x BAM60901FC Base ARTICA media, Ø 685mm, cromata
ARTICA medium base, Ø 685mm, chromed
- 02 1 x CSP003NR Coprisaldatura base ALPHA/SPLASH/ARTICA, nero
Welding cover for ARTICA/ALPHA/SPLASH base, black
- 03 5 x RUP0011NR Ruota libera Ø 50mm, perno Ø 11mm, nera
Free castor Ø 50mm, pin Ø 11mm, black
- 04 1 x ALM02901 Alzata a gas rastremata 50x28x230mm, corsa 125mm,
nera
Tapered gas lift 50x28x230mm, run 125mm, black
- 05 1 x STP001ANR Copricolonna telescopico a 3 stadi piano, Ø 50mm, nero
3 stages flat telescopic bellow, Ø 50mm, black
- 06 1 x MNL011 Monoscocca CHICAGO alta, legno grezzo
CHICAGO high shell, raw wood
- 07 2 x ACM638FC Staffetta fissaggio pannelli tappezzati
Fixing-bracket for upholstered inners
- 08 1 x OSM01213 Meccanica oscillante PROXY monoleva
One lever PROXY tilt mechanism
- 09 2 x BRP030A05ANR Bracciolo AIRONE per poltrona, nero
AIRONE arm for armchair, black
- 10 4 x ACP125NR Copritesta in plastica per vite M8, nero
Plastic cover cap for M8 screw, black
- 11 4 x ACF260FB Tubetto in metallo 10x28mm, ferro brunito
Metal tube 10x28mm, bronzed
- 12 4 x VTM0412BPXFB Vite truciolare TC+ 4x12mm, brunita
Chipboard screw PZ pan head 4x12mm, bronzed
- 13 4 x VTM0616BPCFB Vite TBL COMBI DS M6x16mm, brunita
Screw wide combo truss head M6x16mm, bronzed
- 14 4 x VTM0625BPCFB Vite TBL COMBI DS M6x25mm, brunita
Screw wide combo truss head M6x25mm, bronzed
- 15 4 x VTM0841PPBFZ Vite TCEI M8x41mm, zincata
Screw allen socket head M8x41mm, zinc-plated


KIT 214 CHICAGO/A


MANAGER

Versione media, base Artica media,
oscillante Proxy
Medium version, medium Artica base,
Proxy tilt mechanism




- 01 1 x BAM60901FC Base ARTICA media, Ø 685mm, cromata
ARTICA medium base, Ø 685mm, chromed
- 02 1 x CSP003NR Coprisaldatura base ALPHA/SPLASH/ARTICA, nero
Welding cover for ARTICA/ALPHA/SPLASH base, black
- 03 5 x RUP0011NR Ruota libera Ø 50mm, perno Ø 11mm, nera
Free castor Ø 50mm, pin Ø 11mm, black
- 04 1 x ALM02901 Alzata a gas rastremata 50x28x230mm, corsa 125mm,
nera
Tapered gas lift 50x28x230mm, run 125mm, black
- 05 1 x STP001ANR Copricolonna telescopico a 3 stadi piano, Ø 50mm, nero
3 stages flat telescopic bellow, Ø 50mm, black
- 06 1 x MNL010 Monoscocca CHICAGO media, legno grezzo
CHICAGO medium shell, raw wood
- 07 2 x ACM638FC Staffetta fissaggio pannelli tappezzati
Fixing-bracket for upholstered inners
- 08 1 x OSM01213 Meccanica oscillante PROXY monoleva
One lever PROXY tilt mechanism
- 09 2 x BRP030A05ANR Bracciolo AIRONE per poltrona, nero
AIRONE arm for armchair, black
- 10 4 x ACP125NR Copritesta in plastica per vite M8, nero
Plastic cover cap for M8 screw, black
- 11 4 x ACF260FB Tubetto in metallo 10x28mm, ferro brunito
Metal tube 10x28mm, bronzed
- 12 4 x VTM0412BPXFB Vite truciolare TC+ 4x12mm, brunita
Chipboard screw PZ pan head 4x12mm, bronzed
- 13 4 x VTM0616BPCFB Vite TBL COMBI DS M6x16mm, brunita
Screw wide combo truss head M6x16mm, bronzed
- 14 4 x VTM0625BPCFB Vite TBL COMBI DS M6x25mm, brunita
Screw wide combo truss head M6x25mm, bronzed
- 15 4 x VTM0841PPBFZ Vite TCEI M8x41mm, zincata
Screw allen socket head M8x41mm, zinc-plated

 KIT 172 VERTIGO/B

 KIT 173 VERTIGO/B



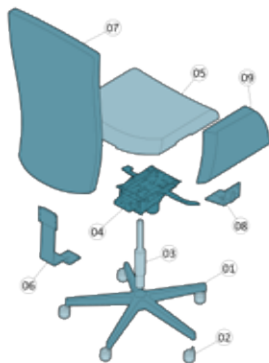
 KIT 171 VERTIGO/B



KIT 173 VERTIGO/B

MANAGER

Schienale basso, base Loop alluminio
maxi, meccanica X45
Low back, aluminum maxi Loop base,
X45 mechanism

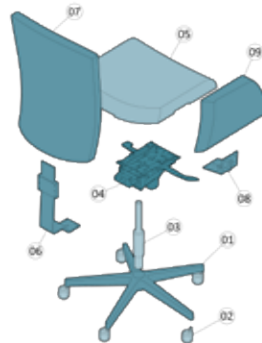


- | | | |
|-----|-------------------|--|
| 01 | 1 x BAM05401AL | Base LOOP maxi in alluminio
LOOP maxi aluminium base |
| 02 | 5 x RUP1051NR | Ruota libera in gomma Ø 65mm, perno Ø 11mm
Rubber free wheel castor Ø 65mm, pin Ø 11mm |
| 03 | 1 x ALM31901FC | Alzata a gas 50x28x210mm rastremata, cromata
Chromed tapered gas lift, 50x28x210mm |
| 04 | 1 x SYM04513 | Meccanica sincronizzata WHALE
WHALE synchronized mechanism |
| 05 | 1 x SDI185AAXAH | Sedile schiumato VERTIGO, 18 borchie
VERTIGO foam seat with 18 T-nuts |
| 06 | 1 x LMM082PNR | Lama fissa, larghezza 80mm, fissaggio 100x30x30mm
Fixed back bar, width 80mm, fixing points 100x30x30mm |
| 07 | 1 x SCI458A | Schienale schiumato VERTIGO alto
High foam for VERTIGO seatback |
| 08 | 2 x LMM080PNR | Lama fissa, larghezza 100mm
Fixed back bar, width 100mm |
| 09a | 1 x BRI192A33D | Schiumato bracciolo destro VERTIGO
Foam for VERTIGO armrest, RH |
| 09b | 1 x BRI192A33S | Schiumato bracciolo sinistro VERTIGO
Foam for VERTIGO armrest, LH |
| 10 | 4 x VTM0620BPCFB | Vite TBL COMBI DS M6x20mm, brunita
Screw wide combo truss head M6x20mm, bronzed |
| 11 | 18 x VTM0625BPCFB | Vite TBL COMBI DS M6x25mm, brunita
Screw wide combo truss head M6x25mm, bronzed |
| 12 | 3 x VTM0812BPBFB | Vite TBEI DS M8x12mm, brunita
Screw hex recess truss head M8x12mm, bronzed |

KIT 172 VERTIGO/B

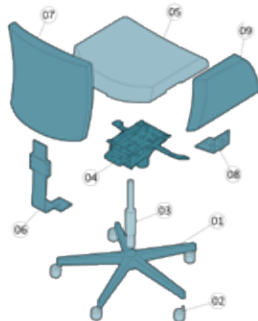
MANAGER

Schienale medio, base Loop alluminio
maxi, meccanica X45
Medium back, aluminum maxi Loop
base, X45 mechanism



- | | | |
|-----|-------------------|--|
| 01 | 1 x BAM05401AL | Base LOOP maxi in alluminio
LOOP maxi aluminium base |
| 02 | 5 x RUP1051NR | Ruota libera in gomma Ø 65mm, perno Ø 11mm
Rubber free wheel castor Ø 65mm, pin Ø 11mm |
| 03 | 1 x ALM31901FC | Alzata a gas 50x28x210mm rastremata, cromata
Chromed tapered gas lift, 50x28x210mm |
| 04 | 1 x SYM04513 | Meccanica sincronizzata WHALE
WHALE synchronized mechanism |
| 05 | 1 x SDI185AAXAH | Sedile schiumato VERTIGO, 18 borchie
VERTIGO foam seat with 18 T-nuts |
| 06 | 1 x LRM083PNRS | Lama regolabile, corsa 80mm, fissaggio 100x30x30mm
Adjustable back bar, run-range 80mm, fixing points 100x30x30mm |
| 07 | 1 x SCI458M | Schienale schiumato VERTIGO medio
Medium foam for VERTIGO seatback |
| 08 | 2 x LMM080PNR | Lama fissa, larghezza 100mm
Fixed back bar, width 100mm |
| 09a | 1 x BRI192A33D | Schiumato bracciolo destro VERTIGO
Foam for VERTIGO armrest, RH |
| 09b | 1 x BRI192A33S | Schiumato bracciolo sinistro VERTIGO
Foam for VERTIGO armrest, LH |
| 10 | 4 x VTM0620BPCFB | Vite TBL COMBI DS M6x20mm, brunita
Screw wide combo truss head M6x20mm, bronzed |
| 11 | 14 x VTM0625BPCFB | Vite TBL COMBI DS M6x25mm, brunita
Screw wide combo truss head M6x25mm, bronzed |
| 12 | 4 x VTM0630BPCFB | Vite TBL COMBI DS M6x30mm, brunita
Screw wide combo truss head M6x30mm, bronzed |
| 13 | 3 x VTM0812BPBFB | Vite TBEI DS M8x12mm, brunita
Screw hex recess truss head M8x12mm, bronzed |

Schienale basso, base Loop alluminio
maxi, meccanica X45
*Low back, aluminum maxi Loop base,
X45 mechanism*



- | | | |
|-----|-------------------|---|
| 01 | 1 x BAM05401AL | Base LOOP maxi in alluminio
<i>LOOP maxi aluminium base</i> |
| 02 | 5 x RUP1051NR | Ruota libera in gomma Ø 65mm, perno Ø 11mm
<i>Rubber free wheel castor Ø 65mm, pin Ø 11mm</i> |
| 03 | 1 x ALM31901FC | Alzata a gas 50x28x210mm rastremata, cromata
<i>Chromed tapered gas lift, 50x28x210mm</i> |
| 04 | 1 x SYM04513 | Meccanica sincronizzata WHALE
<i>WHALE synchronized mechanism</i> |
| 05 | 1 x SDI185AAXAH | Sedile schiumato VERTIGO, 18 borchie
<i>VERTIGO foam seat with 18 T-nuts</i> |
| 06 | 1 x LRM083PNRS | Lama regolabile, corsa 80mm, fissaggio 100x30x30mm
<i>Adjustable back bar, run-range 80mm, fixing points 100x30x30mm</i> |
| 07 | 1 x SCI458B | Schienale schiumato VERTIGO basso
<i>Low foam for VERTIGO seatback</i> |
| 08 | 2 x LMM080PNR | Lama fissa, larghezza 100mm
<i>Fixed back bar, width 100mm</i> |
| 09a | 1 x BRI192A33D | Schiumato bracciolo destro VERTIGO
<i>Foam for VERTIGO armrest, RH</i> |
| 09b | 1 x BRI192A33S | Schiumato bracciolo sinistro VERTIGO
<i>Foam for VERTIGO armrest, LH</i> |
| 10 | 4 x VTM0620BPCFB | Vite TBL COMBI DS M6x20mm, brunita
<i>Screw wide combo truss head M6x20mm, bronzed</i> |
| 11 | 14 x VTM0625BPCFB | Vite TBL COMBI DS M6x25mm, brunita
<i>Screw wide combo truss head M6x25mm, bronzed</i> |
| 12 | 4 x VTM0630BPCFB | Vite TBL COMBI DS M6x30mm, brunita
<i>Screw wide combo truss head M6x30mm, bronzed</i> |
| 13 | 3 x VTM0812BPBFB | Vite TBEI DS M8x12mm, brunita
<i>Screw hex recess truss head M8x12mm, bronzed</i> |

KIT 089 PEGASO/A



KIT 089 PEGASO/B

KIT 089 PEGASO/C



B

PEGASO

KIT 089 PEGASO/A

MANAGER

Schienale alto, base Artica media,
oscillante Proxy
High back, medium Artica base, Proxy
tilt mechanism



- 01 1 x BAM60901FC Base ARTICA media, Ø 685mm, cromata
ARTICA medium base, Ø 685mm, chromed
- 02 1 x CSP003NR Coprisaldatura base ALPHA/SPLASH/ARTICA, nero
Welding cover for ARTICA/ALPHA/SPLASH base, black
- 03 5 x RUP0011NR Ruota libera Ø 50mm, perno Ø 11mm, nera
Free castor Ø 50mm, pin Ø 11mm, black
- 04 1 x ALM90201 Alzata a gas 50x28x185mm, classe III, corsa 80mm, nera
Gas lift 50x28x185mm, class III, run 80mm, black
- 05 1 x STP001ANR Copricolonna telescopico a 3 stadi piano, Ø 50mm, nero
3 stages flat telescopic bellows, Ø 50mm, black
- 06 1 x SHL158BAAB Schienale PEGASO alto, legno grezzo, 4 borchie
PEGASO high back, 4 t-nuts, raw wood
- 07 1 x SDL084BAN13BL Sedile PEGASO grande, legno grezzo, 8 borchie
PEGASO large seat, 8 t-nuts, raw wood
- 08 1 x OSM01213 Meccanica oscillante PROXY monoleva
One lever PROXY tilt mechanism
- 09 2 x BRP112A17ANR Bracciolo PEGASO per poltrona, interasse 203/82mm,
nero (1 dx o 1 sx)
PEGASO arm for armchair, 203/82mm center distance, black
(1 rh or 1 lh)
- 10 4 x VTM0616BPCFB Vite TBL COMBI DS M6x16mm, brunita
Screw wide combo truss head M6x16mm, bronzed
- 11 4 x VTM0625BPCFB Vite TBL COMBI DS M6x25mm, brunita
Screw wide combo truss head M6x25mm, bronzed
- 12 4 x VTM0630BPCFB Vite TBL COMBI DS M6x30mm, brunita
Screw wide combo truss head M6x30mm, bronzed

KIT 089 PEGASO/B

MANAGER

Schienale medio, base Artica media,
oscillante Proxy
Medium back, medium Artica base,
Proxy tilt mechanism



- 01 1 x BAM60901FC Base ARTICA media, Ø 685mm, cromata
ARTICA medium base, Ø 685mm, chromed
- 02 1 x CSP003NR Coprisaldatura base ALPHA/SPLASH/ARTICA, nero
Welding cover for ARTICA/ALPHA/SPLASH base, black
- 03 5 x RUP0011NR Ruota libera Ø 50mm, perno Ø 11mm, nera
Free castor Ø 50mm, pin Ø 11mm, black
- 04 1 x ALM90201 Alzata a gas 50x28x185mm, classe III, corsa 80mm, nera
Gas lift 50x28x185mm, class III, run 80mm, black
- 05 1 x STP001ANR Copricolonna telescopico a 3 stadi piano, Ø 50mm, nero
3 stages flat telescopic bellows, Ø 50mm, black
- 06 1 x SHL160BAAB Schienale PEGASO medio, legno grezzo, 4 borchie
PEGASO medium back, 4 t-nuts, raw wood
- 07 1 x SDL084BAN13BL Sedile PEGASO grande, legno grezzo, 8 borchie
PEGASO large seat, 8 t-nuts, raw wood
- 08 1 x OSM01213 Meccanica oscillante PROXY monoleva
One lever PROXY tilt mechanism
- 09 2 x BRP112A17ANR Bracciolo PEGASO per poltrona, interasse 203/82mm,
nero (1 dx o 1 sx)
PEGASO arm for armchair, 203/82mm center distance, black
(1 rh or 1 lh)
- 10 4 x VTM0616BPCFB Vite TBL COMBI DS M6x16mm, brunita
Screw wide combo truss head M6x16mm, bronzed
- 11 4 x VTM0625BPCFB Vite TBL COMBI DS M6x25mm, brunita
Screw wide combo truss head M6x25mm, bronzed
- 12 4 x VTM0630BPCFB Vite TBL COMBI DS M6x30mm, brunita
Screw wide combo truss head M6x30mm, bronzed

KIT 089 PEGASO/C

MANAGER

Schienale basso, base Artica media, oscillante Proxy
 Low back, medium Artica base, Proxy tilt mechanism

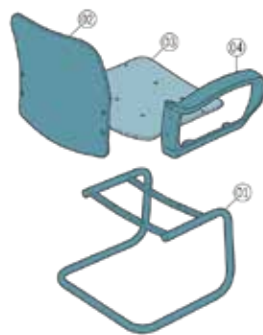


- 01 1 x BAM60901FC Base ARTICA media, Ø 685mm, cromata
ARTICA medium base, Ø 685mm, chromed
- 02 1 x CSP003NR Coprisaldatura base ALPHA/SPLASH/ARTICA, nero
Welding cover for ARTICA/ALPHA/SPLASH base, black
- 03 5 x RUP0011NR Ruota libera Ø 50mm, perno Ø 11mm, nera
Free castor Ø 50mm, pin Ø 11mm, black
- 04 1 x ALM90201 Alzata a gas 50x28x185mm, classe III, corsa 80mm, nera
Gas lift 50x28x185mm, class III, run 80mm, black
- 05 1 x STP001ANR Copricolonna telescopico a 3 stadi piano, Ø 50mm, nero
3 stages flat telescopic bellows, Ø 50mm, black
- 06 1 x SHL162BAAB Schienale PEGASO piccolo, legno grezzo, 4 borchie
PEGASO small back, 4 t-nuts, raw wood
- 07 1 x SDL085BAN13BL Sedile PEGASO piccolo, legno grezzo, 8 borchie
PEGASO small seat, 8 t-nuts, raw wood
- 08 1 x OSM01213 Meccanica oscillante PROXY monoleva
One lever PROXY tilt mechanism
- 09 2 x BRP112A17ANR Bracciolo PEGASO per poltrona, interasse 203/82mm, nero (1 dx o 1 sx)
PEGASO arm for armchair, 203/82mm center distance, black (1 rh or 1 lh)
- 10 4 x VTM0616BPCFB Vite TBL COMBI DS M6x16mm, brunita
Screw wide combo truss head M6x16mm, bronzed
- 11 4 x VTM0625BPCFB Vite TBL COMBI DS M6x25mm, brunita
Screw wide combo truss head M6x25mm, bronzed
- 12 4 x VTM0630BPCFB Vite TBL COMBI DS M6x30mm, brunita
Screw wide combo truss head M6x30mm, bronzed

KIT 089 PEGASO/D

WAITING

Schienale basso, slitta
 Low back, cantilever



- 01 1 x TLF040FC Slitta PEGASO cromata
PEGASO chromed cantilever
- 02 1 x SHL162BAAB Schienale in legno PEGASO piccolo, 4 borchie
PEGASO small wooden seatback, 4 T-nuts
- 03 1 x SDL085BAN13BL Sedile in legno PEGASO piccolo
PEGASO small wooden seat
- 04 2 x BRP112A17ANR Bracciolo PEGASO per poltrona
PEGASO armrest for armchair
- 05 4 x VTM0616BPCFB Vite TBL COMBI DS M6x16mm, brunita
Screw wide combo truss head M6x16mm, bronzed
- 06 4 x VTM0625BPCFB Vite TBL COMBI DS M6x25mm, brunita
Screw wide combo truss head M6x25mm, bronzed
- 07 4 x VTM0630BPCFB Vite TBL COMBI DS M6x30mm, brunita
Screw wide combo truss head M6x30mm, bronzed

KIT 021 SENATOR/A



KIT 021 SENATOR/B



B

SENATOR

KIT 021 SENATOR/A

MANAGER

Versione alta, base Artica media,
oscillante Proxy
High version, medium Artica base, Proxy
tilt mechanism



- 01 1 x BAM60901FC Base ARTICA media, Ø 685mm, cromata
ARTICA medium base, Ø 685mm, chromed
- 02 1 x CSP003NR Coprisaldatura base ALPHA/SPLASH/ARTICA, nero
Welding cover for ARTICA/ALPHA/SPLASH base, black
- 03 5 x RUP0011NR Ruota libera Ø 50mm, perno Ø 11mm, nera
Free castor Ø 50mm, pin Ø 11mm, black
- 04 1 x ALM90201 Alzata a gas 50x28x185mm, classe III, corsa 80mm, nera
Gas lift 50x28x185mm, class III, run 80mm, black
- 05 1 x STP001ANR Copricolonna telescopico a 3 stadi piano, Ø 50mm, nero
3 stages flat telescopic bellows, Ø 50mm, black
- 06 1 x MNL002 Monoscocca SENATOR alta, legno grezzo
SENATOR high shell, raw wood
- 07 1 x OSM01213 Meccanica oscillante PROXY monoleva
One lever PROXY tilt mechanism
- 08 2 x BRP126A06ANR Bracciolo per poltrona, tre asole, interasse 200/166mm,
nero (1 dx o 1 sx)
*Arm for armchair, 3 fixing holes, 200/166mm center distance,
black (1 rh or 1 lh)*
- 09 4 x VTM0616BPCFB Vite TBL COMBI DS M6x16mm, brunita
Screw wide combo truss head M6x16mm, bronzed
- 10 6 x VTM0625BPCFB Vite TBL COMBI DS M6x25mm, brunita
Screw wide combo truss head M6x25mm, bronzed

KIT 021 SENATOR/B

MANAGER

Versione bassa, base Artica media,
oscillante Proxy
Low version, medium Artica base, Proxy
tilt mechanism



- 01 1 x BAM60901FC Base ARTICA media, Ø 685mm, cromata
ARTICA medium base, Ø 685mm, chromed
- 02 1 x CSP003NR Coprisaldatura base ALPHA/SPLASH/ARTICA, nero
Welding cover for ARTICA/ALPHA/SPLASH base, black
- 03 5 x RUP0011NR Ruota libera Ø 50mm, perno Ø 11mm, nera
Free castor Ø 50mm, pin Ø 11mm, black
- 04 1 x ALM90201 Alzata a gas 50x28x185mm, classe III, corsa 80mm, nera
Gas lift 50x28x185mm, class III, run 80mm, black
- 05 1 x STP001ANR Copricolonna telescopico a 3 stadi piano, Ø 50mm, nero
3 stages flat telescopic bellows, Ø 50mm, black
- 06 1 x MNL001 Monoscocca SENATOR bassa, legno grezzo
SENATOR low shell, raw wood
- 07 1 x OSM01213 Meccanica oscillante PROXY monoleva
One lever PROXY tilt mechanism
- 08 2 x BRP126A06ANR Bracciolo per poltrona, tre asole, interasse 200/166mm,
nero (1 dx o 1 sx)
*Arm for armchair, 3 fixing holes, 200/166mm center distance,
black (1 rh or 1 lh)*
- 09 4 x VTM0616BPCFB Vite TBL COMBI DS M6x16mm, brunita
Screw wide combo truss head M6x16mm, bronzed
- 10 6 x VTM0625BPCFB Vite TBL COMBI DS M6x25mm, brunita
Screw wide combo truss head M6x25mm, bronzed

KIT 022 MANAGER/A



KIT 022 MANAGER/B



B

MANAGER

KIT 022 MANAGER/A

MANAGER

Versione alta, base Artica media,
oscillante Proxy
High version, medium Artica base, Proxy
tilt mechanism



- 01 1 x BAM60901FC Base ARTICA media, Ø 685mm, cromata
ARTICA medium base, Ø 685mm, chromed
- 02 1 x CSP003NR Coprisaldatura base ALPHA/SPLASH/ARTICA, nero
Welding cover for ARTICA/ALPHA/SPLASH base, black
- 03 5 x RUP0011NR Ruota libera Ø 50mm, perno Ø 11mm, nera
Free castor Ø 50mm, pin Ø 11mm, black
- 04 1 x ALM90201 Alzata a gas 50x28x185mm, classe III, corsa 80mm, nera
Gas lift 50x28x185mm, class III, run 80mm, black
- 05 1 x STP001ANR Copricolonna telescopico a 3 stadi piano, Ø 50mm, nero
3 stages flat telescopic bellows, Ø 50mm, black
- 06 1 x CNL004 Canalone alto a 3 fori MANAGER, legno multistrato
grezzo
MANAGER high back shell 3 holes, row wood
- 07 1 x OSM01213 Meccanica oscillante PROXY monoleva
One lever PROXY tilt mechanism
- 08 2 x BRP125A06ANR Bracciolo SENATOR tre fori ovali, interasse 200/166mm,
nero (1 dx o 1 sx)
*SENATOR armrest, 3 oval fixing holes, 200/166mm center
distance, black (1 rh or 1 lh)*
- 09 4 x VTM0620BPCFB Vite TBL COMBI DS M6x20mm, brunita
Screw wide combo truss head M6x20mm, bronzed
- 10 6 x VTM0625BPCFB Vite TBL COMBI DS M6x25mm, brunita
Screw wide combo truss head M6x25mm, bronzed

KIT 022 MANAGER/B

MANAGER

Versione bassa, base Artica media,
oscillante Proxy
Low version, medium Artica base, Proxy
tilt mechanism




- 01 1 x BAM60901FC Base ARTICA media, Ø 685mm, cromata
ARTICA medium base, Ø 685mm, chromed
- 02 1 x CSP003NR Coprisaldatura base ALPHA/SPLASH/ARTICA, nero
Welding cover for ARTICA/ALPHA/SPLASH base, black
- 03 5 x RUP0011NR Ruota libera Ø 50mm, perno Ø 11mm, nera
Free castor Ø 50mm, pin Ø 11mm, black
- 04 1 x ALM90201 Alzata a gas 50x28x185mm, classe III, corsa 80mm, nera
Gas lift 50x28x185mm, class III, run 80mm, black
- 05 1 x STP001ANR Copricolonna telescopico a 3 stadi piano, Ø 50mm, nero
3 stages flat telescopic bellows, Ø 50mm, black
- 06 1 x CNL003 Canalone basso a 3 fori MANAGER, legno multistrato
grezzo
MANAGER low back shell 3 holes, row wood
- 07 1 x OSM01213 Meccanica oscillante PROXY monoleva
One lever PROXY tilt mechanism
- 08 2 x BRP125A06ANR Bracciolo SENATOR tre fori ovali, interasse 200/166mm,
nero (1 dx o 1 sx)
*SENATOR armrest, 3 oval fixing holes, 200/166mm center
distance, black (1 rh or 1 lh)*
- 09 4 x VTM0620BPCFB Vite TBL COMBI DS M6x20mm, brunita
Screw wide combo truss head M6x20mm, bronzed
- 10 6 x VTM0625BPCFB Vite TBL COMBI DS M6x25mm, brunita
Screw wide combo truss head M6x25mm, bronzed

■ KIT 146 WAIT/D




■ KIT 157 WAIT/D



 KIT 146 WAIT/B



 KIT 157 WAIT/B



KIT 157 WAIT PC/B

WAITING

Schienale trasparente in policarbonato,
slitta
Polycarbonate back on cantilever



- | | | |
|----|------------------|--|
| 01 | 1 x TLF079FC | Slitta WAIT cromata
<i>WAIT chromed cantilever</i> |
| 02 | 1 x SSS337ANR | Sottosedile WAIT
<i>WAIT seat outer</i> |
| 03 | 1 x SDI149A | Sedile schiumato WAIT per versione su slitta
<i>WAIT foam seat for cantilever version</i> |
| 04 | 1 x SCS432ANE | Schienale WAIT trasparente
<i>WAIT transparent seatback</i> |
| 05 | 2 x ACS782NE | Tappi per schienale WAIT, neutri Anti-UV
<i>WAIT back caps , neutral colour anti-UV</i> |
| 06 | 8 x VTM0412BPXFB | Vite truciolare TC+ 4x12mm, brunita
<i>Chipboard screw PZ pan head 4x12mm, bronzed</i> |
| 07 | 2 x VTM0520BPCFZ | Vite TB COMBI FR M5x20mm, zincata
<i>Chipboard screw PZ combo truss head M5x20mm, bronzed</i> |
| 08 | 4 x VTM0635PSBFZ | Vite TPSEI M6x35mm, zincata
<i>Screw bevelled hex recess flat head M6x35mm, zinc-plated</i> |

KIT 157 WAIT PC/D

WAITING

Schienale trasparente in policarbonato,
4 gambe
Polycarbonate back, 4 legged

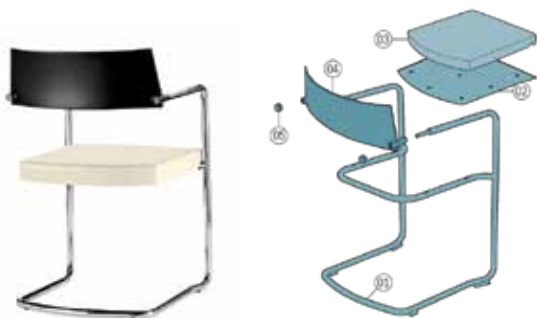


- | | | |
|----|------------------|--|
| 01 | 1 x TLF083FCB | Telaio cromato WAIT, braccioli
<i>WAIT chromed frame with armrests</i> |
| 02 | 1 x SSS337ANR | Sottosedile WAIT
<i>WAIT seat outer</i> |
| 03 | 1 x SDI149B | Sedile schiumato WAIT per versione 4 gambe
<i>WAIT foam seat for 4 leg version</i> |
| 04 | 1 x SCS432ANE | Schienale WAIT trasparente
<i>WAIT transparent seatback</i> |
| 05 | 2 x ACS782NE | Tappi per schienale WAIT, neutri Anti-UV
<i>WAIT back caps , neutral colour anti-UV</i> |
| 06 | 8 x VTM0412BPXFB | Vite truciolare TC+ 4x12mm, brunita
<i>Chipboard screw PZ pan head 4x12mm, bronzed</i> |
| 07 | 2 x VTM0520BPCFZ | Vite TB COMBI FR M5x20mm, zincata
<i>Chipboard screw PZ combo truss head M5x20mm, bronzed</i> |
| 08 | 4 x VTM0635BPCFB | Vite TBL COMBI DS M6x35mm, brunita
<i>Screw wide combo truss head M6x35mm, bronzed</i> |

KIT 146 WAIT/B

WAITING

Schienale nero in plastica, slitta
Black plastic back, cantilever



- | | | |
|----|------------------|--|
| 01 | 1 x TLF079FC | Slitta WAIT cromata
<i>WAIT chromed cantilever</i> |
| 02 | 1 x SSS337ANR | Sottosedile WAIT
<i>WAIT seat outer</i> |
| 03 | 1 x SDI149A | Sedile schiumato WAIT per versione su slitta
<i>WAIT foam seat for cantilever version</i> |
| 04 | 1 x SCP414ANR | Schienale WAIT
<i>WAIT seatback</i> |
| 05 | 2 x ACP782NR | Tappi per schienale WAIT
<i>WAIT seatback caps</i> |
| 06 | 8 x VTM0412BPXFB | Vite truciolare TC+ 4x12mm, brunita
<i>Chipboard screw PZ pan head 4x12mm, bronzed</i> |
| 07 | 2 x VTM0520BPCFZ | Vite TB COMBI FR M5x20mm, zincata
<i>Chipboard screw PZ combo truss head M5x20mm, bronzed</i> |
| 08 | 4 x VTM0635BPCFB | Vite TBL COMBI DS M6x35mm, brunita
<i>Screw wide combo truss head M6x35mm, bronzed</i> |

KIT 146 WAIT/D

WAITING


Schienale nero in plastica, 4 gambe
4 legged



- | | | |
|----|------------------|--|
| 01 | 1 x TLF083FCB | Telaio cromato WAIT, braccioli
<i>WAIT chromed frame with armrests</i> |
| 02 | 1 x SSS337ANR | Sottosedile WAIT
<i>WAIT seat outer</i> |
| 03 | 1 x SDI149B | Sedile schiumato WAIT per versione 4 gambe
<i>WAIT foam seat for 4 leg version</i> |
| 04 | 1 x SCP414ANR | Schienale WAIT
<i>WAIT seatback</i> |
| 05 | 2 x ACP782NR | Tappi per schienale WAIT
<i>WAIT seatback caps</i> |
| 06 | 8 x VTM0412BPXFB | Vite truciolare TC+ 4x12mm, brunita
<i>Chipboard screw PZ pan head 4x12mm, bronzed</i> |
| 07 | 2 x VTM0520BPCFZ | Vite TB COMBI FR M5x20mm, zincata
<i>Chipboard screw PZ combo truss head M5x20mm, bronzed</i> |
| 08 | 4 x VTM0635PSBFZ | Vite TPSEI M6x35mm, zincata
<i>Screw bevelled hex recess flat head M6x35mm, zinc-plated</i> |

■ KIT 033 RIGHT/A



 KIT 033 RIGHT/B



KIT 033 RIGHT/A

WAITING

4 gambe con braccioli
4 legged with arms



- | | | |
|----|------------------|---|
| 01 | 1 x TLF002NR | Telaio RIGHT assemblabile per braccioli
<i>RIGHT disassembled frame for armrests</i> |
| 02 | 1 x SSP167ANR | Sottosedile RIGHT
<i>RIGHT seat outer</i> |
| 03 | 1 x SDP021AT2 | Sedile RIGHT , 4 borchie
<i>RIGHT seat, 4 T-nuts</i> |
| 04 | 1 x SCP156ANR | Coprischienale RIGHT
<i>RIGHT seatback cover</i> |
| 05 | 1 x SHP049AT5 | Schienale RIGHT, 4 borchie
<i>RIGHT seatback, 4 T-nuts</i> |
| 06 | 2 x BRP045A98ANR | Bracciolo RIGHT
<i>RIGHT armrest</i> |
| 07 | 4 x VTM0620BPCFB | Vite TBL COMBI DS M6x20mm, brunita
<i>Screw wide combo truss head M6x20mm, bronzed</i> |
| 08 | 4 x VTM0630BPCFB | Vite TBL COMBI DS M6x30mm, brunita
<i>Screw wide combo truss head M6x30mm, bronzed</i> |

KIT 033 RIGHT/B

WAITING

4 gambe
4 legged



- | | | |
|----|------------------|---|
| 01 | 1 x TLF003NR | Telaio RIGHT assemblabile senza braccioli
<i>RIGHT disassembled frame without armrests</i> |
| 02 | 1 x SSP167ANR | Sottosedile RIGHT
<i>RIGHT seat outer</i> |
| 03 | 1 x SDP021AT2 | Sedile RIGHT , 4 borchie
<i>RIGHT seat, 4 T-nuts</i> |
| 04 | 1 x SCP156ANR | Coprischienale RIGHT
<i>RIGHT seatback cover</i> |
| 05 | 1 x SHP049AT5 | Schienale RIGHT, 4 borchie
<i>RIGHT seatback, 4 T-nuts</i> |
| 06 | 4 x VTM0620BPCFB | Vite TBL COMBI DS M6x20mm, brunita
<i>Screw wide combo truss head M6x20mm, bronzed</i> |
| 07 | 4 x VTM0630BPCFB | Vite TBL COMBI DS M6x30mm, brunita
<i>Screw wide combo truss head M6x30mm, bronzed</i> |

KIT 015 ISO/B

KIT 015 ISO/A



KIT 015 ISO/C

KIT 015 ISO/D



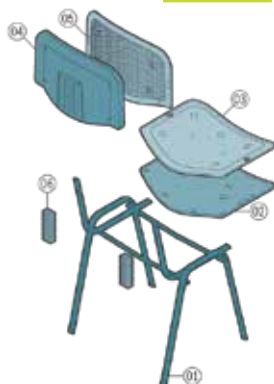
B

ISO

KIT 015 ISO/A

WAITING

4 gambe, schienale rigato
4 legged, striped back



- 01 1 x TLF005NR Telaio ovale ISO, versione 4 gambe
ISO oval frame, 4 legged version
- 02 1 x SSP058CNR Sottosedile ISO
ISO seat outer
- 03 1 x SDP007AT1 Sedile ISO
ISO seat
- 04 1 x SCP144ANRMS Coprischiena ISO rigato, con agganci automatici
ISO lined seatback cover, with automatic hooks
- 05 1 x SHP021AT1 Schienale ISO, 2 borchie
ISO seatback, 2 T-nuts
- 06 2 x SFE019ANR Soffietto EURO per ISO
EURO bellows for ISO
- 07 4 x VTM0625BPCFB Vite TBL COMBI DS M6x25mm, brunita
Screw wide combo truss head M6x25mm, bronzed

KIT 015 ISO/B

WAITING

4 gambe, schienale liscio, braccioli e
tavoletta
4 legged, smooth back, armrests and
writing tablet

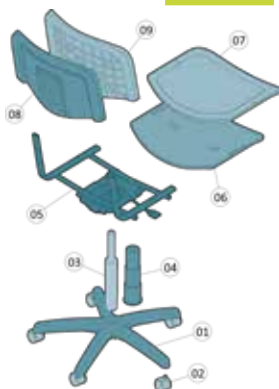


- 01 1 x TLF005NR Telaio ovale ISO, versione 4 gambe
ISO oval frame, 4 legged version
- 02 1 x SSP058CNR Sottosedile ISO
ISO seat outer
- 03 1 x SDP007AT1 Sedile ISO
ISO seat
- 04 1 x SCP144ANRML Coprischiena ISO liscio, con agganci automatici
ISO smooth seatback cover, with automatic hooks
- 05 1 x SHP021AT1 Schienale ISO, 2 borchie
ISO seatback, 2 T-nuts
- 06 1 x BRP081B99ANR Bracciolo ISO con attacco per tavoletta, tondino 13mm
ISO armrest with joint for tablet, round metal bar 13mm
- 07 1 x BRP081A99ANR Bracciolo ISO, tondino 13mm
ISO armrest, round metal bar 13mm
- 08 1 x PAF013NR Snodo per tavoletta
Joint for tablet
- 09 1 x PAF015NR Tavoletta scrittoio
Writing tablet
- 10 4 x VTM0625BPCFB Vite TBL COMBI DS M6x25mm, brunita
Screw wide combo truss head M6x25mm, bronzed

KIT 015 ISO/C

WAITING

Girevole, base Arco large
Swivel, Arco base large

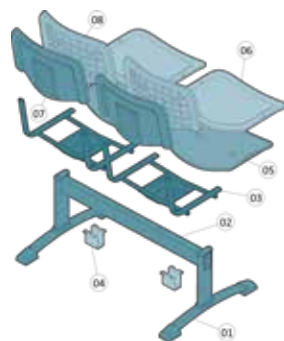


- 01 1 x BAY01901NR Base ARCO large in nylon, nera
ARCO large black nylon base
- 02 5 x RUP0011NR Ruota libera Ø 50mm, perno Ø 11mm
Free wheel castor Ø 50mm, pin Ø 11mm
- 03 1 x ALM31701S Alzata a gas 50x28x230mm, corsa 135mm, nera, imballo su scatola
Gas lift 50x28x230mm, run 135mm, black, packed in box
- 04 1 x STP001ANR Soffietto telescopico a 3 stadi piano, Ø 50mm
Flat telescopic bellows with 3 stage, Ø 50mm
- 05 1 x TLF006NR Telaio ovale ISO, versione girevole
ISO oval frame, swivel version
- 06 1 x SSP058CNR Sottosedile ISO
ISO seat outer
- 07 1 x SDP007AT1 Sedile ISO
ISO seat
- 08 1 x SCP144ANRMS Coprischienale ISO rigato, con agganci automatici
ISO lined seatback cover, with automatic hooks
- 09 1 x SHP021AT1 Schienale ISO, 2 borchie
ISO seatback, 2 T-nuts
- 10 4 x VTM0625BPCFB Vite TBL COMBI DS M6x25mm, brunita
Screw wide combo truss head M6x25mm, bronzed

KIT 015 ISO/D

WAITING

Panca 2 posti
2 seats bench



- 01 2 x PAF001NR Gamba per panca
Leg for bench
- 02 1 x PAF002NR Trave per panca 2 posti
Beam for 2 seat bench
- 03 2 x TLF007NR Telaio ovale ISO, versione panca
ISO oval frame, bench version
- 04 2 x PAF010NR Omega sottotrave compreso di 4 viti 8x12mm
Omega plate for beams with 4 screws 8x12mm
- 05 2 x SSP058CNR Sottosedile ISO
ISO seat outer
- 06 2 x SDP007AT1 Sedile ISO
ISO seat
- 07 2 x SCP144ANRMS Coprischienale ISO rigato, con agganci automatici
ISO lined seatback cover, with automatic hooks
- 08 2 x SHP021AT1 Schienale ISO, 2 borchie
ISO seatback, 2 T-nuts
- 09 8 x VTM0625BPCFB Vite TBL COMBI DS M6x25mm, brunita
Screw wide combo truss head M6x25mm, bronzed

KIT 101 ISO/AF



KIT 101 ISO/FF



KIT 101 ISO/BF



B

ISO-WOOD

KIT 101 ISO/AF

WAITING

Versione in legno, 4 gambe
Wood version, 4 legged

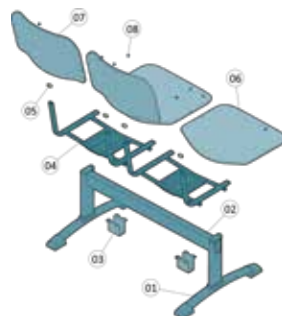


- | | | |
|----|-------------------|---|
| 01 | 1 x TLF005NR | Telaio ovale ISO, versione 4 gambe
<i>ISO oval frame, 4 legged version</i> |
| 02 | 2 x ACP432NR | Puntale ovale 15x30 mm
<i>Oval ribbed insert 15x30mm</i> |
| 03 | 1 x SSL001CF5FA01 | Sedile ISO in legno, verniciato faggio
<i>ISO wooden seat, beech painted</i> |
| 04 | 1 x SCL003CF501FA | Schienale ISO in legno verniciato faggio
<i>ISO wooden seat, beech painted</i> |
| 05 | 4 x ACM625FC | Tappi copritesta, M6 Ø 14mm
<i>Screw nut, M6 Ø 14mm</i> |
| 06 | 4 x VTM0620BPCFB | Vite TBL COMBI DS M6x20mm, brunita
<i>Screw wide combo truss head M6x20mm, bronzed</i> |

KIT 101 ISO/BF

WAITING

Versione in legno, panca 2 posti
2 seats wood bench



- | | | |
|----|-------------------|---|
| 01 | 2 x PAF001NR | Gamba per panca
<i>Leg for bench</i> |
| 02 | 1 x PAF002NR | Trave per panca 2 posti
<i>Beam for 2 seat bench</i> |
| 03 | 2 x PAF010NR | Omega sottotrave compreso di 4 viti 8x12mm
<i>Omega plate for beams with 4 screws 8x12mm</i> |
| 04 | 2 x TLF007NR | Telaio ovale ISO, versione panca
<i>ISO oval frame, bench version</i> |
| 05 | 4 x ACP432NR | Puntale ovale 15x30 mm
<i>Oval ribbed insert 15x30mm</i> |
| 06 | 2 x SSL001CF5FA01 | Sedile ISO in legno, verniciato faggio
<i>ISO wooden seat, beech painted</i> |
| 07 | 2 x SCL003CF501FA | Schienale ISO in legno verniciato faggio
<i>ISO wooden seat, beech painted</i> |
| 08 | 8 x ACM625FC | Tappi copritesta, M6 Ø 14mm
<i>Screw nut, M6 Ø 14mm</i> |
| 09 | 8 x VTM0620BPCFB | Vite TBL COMBI DS M6x20mm, brunita
<i>Screw wide combo truss head M6x20mm, bronzed</i> |

Versione in legno, 4 gambe con braccioli e tavoletta
Wood version, 4 legged with armrests and writing tablet




- | | | |
|----|-------------------|--|
| 01 | 1 x TLF005NR | Telaio ovale ISO, versione 4 gambe
<i>ISO oval frame, 4 legged version</i> |
| 02 | 2 x ACP432NR | Puntale ovale 15x30 mm
<i>Oval ribbed insert 15x30mm</i> |
| 03 | 1 x SSL001CF5FA01 | Sedile ISO in legno, verniciato faggio
<i>ISO wooden seat, beech painted</i> |
| 04 | 1 x SCL003CF501FA | Schienale ISO in legno verniciato faggio
<i>ISO wooden seat, beech painted</i> |
| 05 | 1 x BRP081A99ANR | Bracciolo ISO, tondino 13mm
<i>ISO armrest, round metal bar 13mm</i> |
| 06 | 1 x BRP081B99ANR | Bracciolo ISO con attacco per tavoletta, tondino 13mm
<i>ISO armrest with joint for tablet, round metal bar 13mm</i> |
| 07 | 1 x PAF013NR | Snodo per tavoletta
<i>Joint for tablet</i> |
| 08 | 1 x PAF032FA | Tavoletta scrittoio, legno verniciato faggio
<i>Wooden writing tablet, beech painted</i> |
| 09 | 4 x ACM625FC | Tappi copristesa, M6 Ø 14mm
<i>Screw nut, M6 Ø 14mm</i> |
| 10 | 4 x VTM0620BPCFB | Vite TBL COMBI DS M6x20mm, brunita
<i>Screw wide combo truss head M6x20mm, bronzed</i> |


KIT 049 LAYER/D



KIT 049 LAYER/B



 KIT 049 LAYER/C

 KIT 049 LAYER/A



B

LAYER

KIT 049 LAYER/A

WAITING

4 gambe
4 legged



- 01 1 x TLF005NR **Telaio ovale ISO, versione 4 gambe**
ISO oval frame, 4 legged version
 - 02 1 x SDP048CT1NR **Sedile e schienale LAYER, colore nero**
LAYER black seat and backseat
 - 03 2 x ACP432NR **Puntale ovale 15x30 mm**
Oval ribbed insert 15x30mm
 - 04 2 x VTM0620BPCFB **Vite TBL COMBI DS M6x20mm, brunita**
Screw wide combo truss head M6x20mm, bronzed
- Options**
- 05 1 x SDP054AN1 **Copertina in plastica da tappezzare**
Plastic cover to be upholstered
 - 06 4 x VTM0413BPXNR **Vite truciolare TBL+ FR 4x13mm, nera**
Chipboard screw wide truss head eslok 4x13mm, black

KIT 049 LAYER/B

WAITING

4 gambe, braccioli e tavoletta
4 legged with armrests and writing tablet



- 01 1 x TLF005NR **Telaio ovale ISO, versione 4 gambe**
ISO oval frame, 4 legged version
 - 02 1 x SDP048CT1NR **Sedile e schienale LAYER, colore nero**
LAYER black seat and backseat
 - 03 1 x BRP081A99ANR **Bracciolo ISO, tondino 13mm**
ISO armrest, round metal bar 13mm
 - 04 1 x BRP081B99ANR **Bracciolo ISO con attacco per tavoletta, tondino 13mm**
ISO armrest with joint for tablet, round metal bar 13mm
 - 05 1 x PAF013NR **Snodo per tavoletta**
Joint for tablet
 - 06 1 x PAF015NR **Tavoletta scrittoio**
Writing tablet
 - 07 2 x ACP432NR **Puntale ovale 15x30 mm**
Oval ribbed insert 15x30mm
 - 08 2 x VTM0620BPCFB **Vite TBL COMBI DS M6x20mm, brunita**
Screw wide combo truss head M6x20mm, bronzed
- Options**
- 09 1 x SDP054AN1 **Copertina in plastica da tappezzare**
Plastic cover to be upholstered
 - 10 4 x VTM0413BPXNR **Vite truciolare TBL+ FR 4x13mm, nera**
Chipboard screw wide truss head eslok 4x13mm, black

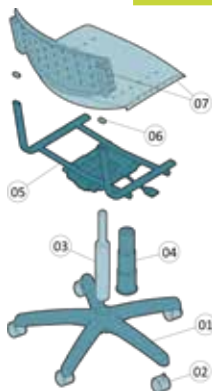
SDP048CT1NR		SDP048CT131	
SDP048CT146		SDP048CT108	
SDP048CT142		SDP048CT162	

SDP048CT1NR		SDP048CT131	
SDP048CT146		SDP048CT108	
SDP048CT142		SDP048CT162	

KIT 049 LAYER/C

WAITING

Girevole, base Arco large
Swivel, Arco base large



- 01 1 x BAY01901NR Base ARCO large in nylon, nera
ARCO large black nylon base
 - 02 5 x RUP0011NR Ruota libera Ø 50mm, perno Ø 11mm
Free wheel castor Ø 50mm, pin Ø 11mm
 - 03 1 x ALM31701S Alzata a gas 50x28x230mm, corsa 135mm, nera, imballo su scatola
Gas lift 50x28x230mm, run 135mm, black, packed in box
 - 04 1 x STP001ANR Soffietto telescopico a 3 stadi piano, Ø 50mm
Flat telescopic bellow with 3 stage, Ø 50mm
 - 05 1 x TLF006NR Telaio ovale ISO, versione girevole
ISO oval frame, swivel version
 - 06 2 x ACP431NR Tappo copritesta telaio ellittico, 30x15mm
Elliptical cover cap for frame, 30x15mm
 - 07 1 x SDP048CT1NR Sedile e schienale LAYER, colore nero
LAYER black seat and backseat
 - 08 2 x VTM0620BPCFB Vite TBL COMBI DS M6x20mm, brunita
Screw wide combo truss head M6x20mm, bronzed
- Options**
- 09 1 x SDP054AN1 Copertina in plastica da tappezzare
Plastic cover to be upholstered
 - 10 4 x VTM0413BPXNR Vite truciolare TBL+ FR 4x13mm, nera
Chipboard screw wide truss head eslok 4x13mm, black

SDP048CT1NR



SDP048CT131



SDP048CT146



SDP048CT108



SDP048CT142



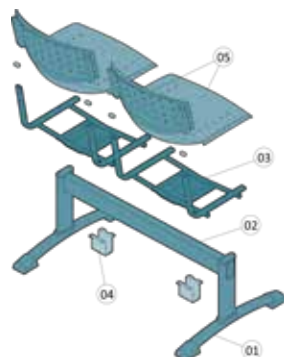
SDP048CT162



KIT 049 LAYER/D

WAITING

Panca 2 posti
2 seats bench



- 01 2 x PAF001NR Gamba per panca
Leg for bench
- 02 1 x PAF002NR Trave per panca 2 posti
Beam for 2 seat bench
- 03 2 x TLF007NR Telaio ovale ISO, versione panca
ISO oval frame, bench version
- 04 2 x PAF010NR Omega sottotrave compreso di 4 viti 8x12mm
Omega plate for beams with 4 screws 8x12mm
- 05 2 x SDP048CT1NR Sedile e schienale LAYER, nero
LAYER black seat and backseat
- 06 4 x VTM0620BPCFB Vite TBL COMBI DS M6x20mm, brunita
Screw wide combo truss head M6x20mm, bronzed

SDP048CT1NR



SDP048CT131



SDP048CT146



SDP048CT108



SDP048CT142



SDP048CT162



KIT 117 MORFEO/A

KIT 117 MORFEO/B



■ KIT 117 MORFEO/E



KIT 117 MORFEO/A

WAITING

Poltroncina
Armchair



01 1 x MSI007A

Schiumato divanetto MORFEO
MORFEO sofa foam

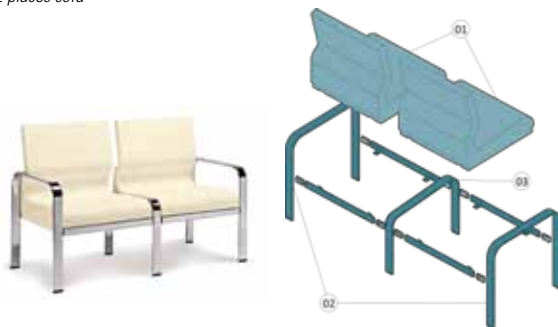
02 1 x ACM681FC

Telaio MORFEO, kit 1 posto
MORFEO frame, 1 seat kit

KIT 117 MORFEO/B

WAITING

Divanetto 2 posti
2 places sofa



01 2 x MSI007A

Schiumato divanetto MORFEO
MORFEO sofa foam

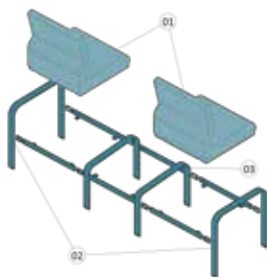
02 1 x ACM681FC

Telaio MORFEO, kit 1 posto
MORFEO frame, 1 seat kit

03 1 x ACM682FC

Telaio MORFEO, kit 2 posti
MORFEO frame, 2 seat kit

Divanetto 1+1 con tavolino centrale
Sofa 1+1 with central coffee table



01 2x MSI007A

Schiumato divanetto MORFEO
MORFEO sofa foam

02 1x ACM681FC

Telaio MORFEO, kit 1 posto
MORFEO frame, 1 seat kit

03 1x ACM683FC

Telaio MORFEO, kit per tavolino centrale
MORFEO frame, central table kit

 KIT 188 REBECCA/B



 KIT 188 REBECCA/A



KIT 188 REBECCA/E



KIT 188 REBECCA/C



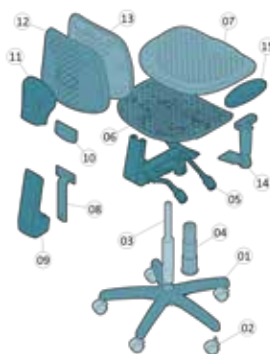
B

REBECCA

KIT 188 REBECCA/A

WORK

Base Arco large, meccanica IBRA, braccioli Tau regolabili, pad Ni
Arco base large, Ibra mechanism, Tau adjustable armrests, Ni pad



- 01 1 x BAY01901NR Base ARCO large, Ø 640mm, in nylon nera
ARCO large base, Ø 640mm, nylon, black
- 02 5 x RUP0011NR Ruota libera Ø 50mm, perno Ø 11mm, nera
Free castor Ø 50mm, pin Ø 11mm, black
- 03 1 x ALM31701S Alzata a gas 50x28x230mm, corsa 135mm, nera, imballo su scatola
Gas lift 50x28x230mm, run 135mm, black, packed in box
- 04 1 x STP001ANR Copricolonna telescopico a 3 stadi piano, Ø 50mm, nero
3 stages flat telescopic bellow, Ø 50mm, black
- 05 1 x SYM03715A Meccanica asincrono IBRA a 3 leve
IBRA asynchronous mechanism 3 levers
- 06 1 x SSZ162CNR15AH Sottosedile REBECCA rinforzato, nuovi agganci, 10 borchie
Reinforced REBECCA outer seat, new hooks, 10 t-nuts
- 07 1 x SDU162BNR1 Sedile REBECCA in poliuretano
REBECCA polyurethane seat
- 08 1 x ASM029TNR Estensore a "T" per meccanica IBRA con staffa per fissaggio, interassi 80/100x30mm, nero
"T" extension with integrated bracket for IBRA mechanism, 80/100x30mm centre distance, black
- 09 1 x SFE064ANR Soffietto GORAN larghezza superiore 95mm, nero
GORAN bellows, upper width 95mm, black
- 10 1 x ACP054NR Distanziale schienale REBECCA, nero
REBECCA backrest spacer, black
- 11 1 x ACP380NR Coprisnodo per IBRA, foro 95mm, nero
IBRA mechanism cover cap, black
- 12 1 x SCP490CNR28 Coprischiena REBECCA (versione 4 borchie) per nuovi agganci
REBECCA backrest outer (4 t-nuts version) for new bars
- 13 1 x SHU490ANR1 Schienale REBECCA in poliuretano
REBECCA polyurethane backrest
- 14 2 x BRP196AAHANR Bracciolo regolabile TAU senza pad, staffa 10°, nero (ambidestro)
TAU adjustable armrest without pad, with integrated 10° bracket, black (L&R hands)
- 15 2 x ACU869NR Pad NI per bracciolo, in poliuretano, nero
Ni polyurethane pad, black
- 16 1 x CFM006A Confezione agganci + viti REBECCA
REBECCA screws and hooks kit
- 17 4 x VTM0612BPCFB Vite TBL COMBI M6x12mm, brunita
Screw wide combo truss head M6x12mm, bronzed
- 18 6 x VTM0616BPCFB Vite TBL COMBI DS M6x16mm, brunita
Screw wide combo truss head M6x16mm, bronzed
- 19 4 x VTM0620BPCFB Vite TBL COMBI DS M6x20mm, brunita
Screw wide combo truss head M6x20mm, bronzed
- 20 4 x VTM0630BPCFB Vite TBL COMBI DS M6x30mm, brunita
Screw wide combo truss head M6x30mm, bronzed

KIT 188 REBECCA/E

WORK

Base Jamila, CP Eco-Fulcro
Jamila base, Eco-Fulcro permanent contact



- 01 1 x BAY07401NR Base JAMILA Ø 640mm, in nylon nera
JAMILA base, Ø 640mm, nylon, black
- 02 5 x RUP0011NR Ruota libera Ø 50mm, perno Ø 11mm, nera
Free castor Ø 50mm, pin Ø 11mm, black
- 03 1 x ALM31701S Alzata a gas 50x28x230mm, corsa 135mm, nera, imballo su scatola
Gas lift 50x28x230mm, run 135mm, black, packed in box
- 04 1 x STP001ANR Copricolonna telescopico a 3 stadi piano, Ø 50mm, nero
3 stages flat telescopic bellow, Ø 50mm, black
- 05 1 x PSM03015NR Piastra dattilo, cono Ø 28mm con leva, sp. 2.7mm, nera
Seat plate cone Ø 28mm with lever, thickness 2.7mm, black
- 06 1 x SSZ162CNR15AH Sottosedile REBECCA rinforzato, nuovi agganci, 10 borchie
Reinforced REBECCA outer seat, new hooks, 10 t-nuts
- 07 1 x SDU162BNR1 Sedile REBECCA in poliuretano
REBECCA polyurethane seat
- 08 1 x CPMF55NR Contatto permanente ECO-FULCRO, larghezza 90mm, nero
ECO-FULCRO permanent contact, width 90mm, black
- 09 1 x VLP3F5NR Volantino serie 300, A=Ø 50mm, B=M8x30mm, C=12mm, H=26mm, vite, nero
Handwheel series 300, A=Ø 50mm, B=M8x30mm, C=12mm, H=26mm, screw, black
- 10 1 x ASM031ZFZ Estensore JET con staffa di fissaggio fissa, interassi 80/100x30mm, zincato
JET extension with fixed bracket, 80/100x30mm centre distance, zinc-plated
- 11 1 x VLP3C2NRL Volantino serie 300 Liscio, A=Ø 50mm, B=M8x16mm, C=8mm, H=26mm, vite, nero
Handwheel smooth series 300, A=Ø 50mm, B=M8x16mm, C=8mm, H=26 mm, screw, black
- 12 1 x ACP054NR Distanziale schienale REBECCA, nero
REBECCA backrest spacer, black
- 13 1 x ACP380NR Coprisnodo per IBRA, foro 95mm, nero
IBRA mechanism cover cap, black
- 14 1 x SCP490CNR28 Coprischiena REBECCA (versione 4 borchie) per nuovi agganci
REBECCA backrest outer (4 t-nuts version) for new bars
- 15 1 x SHU490ANR1 Schienale REBECCA in poliuretano
REBECCA polyurethane backrest
- 16 1 x CFM006A Confezione agganci + viti REBECCA
REBECCA screws and hooks kit
- 17 4 x VTM0616BPCFB Vite TBL COMBI DS M6x16mm, brunita
Screw wide combo truss head M6x16mm, bronzed
- 18 4 x VTM0625BPCFB Vite TBL COMBI DS M6x25mm, brunita
Screw wide combo truss head M6x25mm, bronzed

KIT 188 REBECCA/C

WORK

Sgabello, base Artica media, anello
poggiapiedi Bilbo
Stool, Artica base medium, Bilbo
footrest

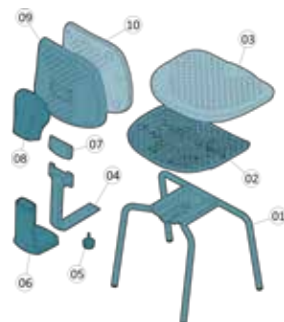


- 01 1 x BAM60901FC Base ARTICA media, Ø 685mm, cromata
ARTICA medium base, Ø 685mm, chromed
- 02 1 x CSP003NR Coprisaldatura base ALPHA/SPLASH/ARTICA, nero
Welding cover for ARTICA/ALPHA/SPLASH base, black
- 03 5 x ACP205NR Piedino standard Ø 50mm, perno Ø 11mm, nero
Standard glide Ø 50mm, pin Ø 11mm, black
- 04 1 x ALM31401 Alzata a gas 50x28x375mm, classe III, corsa 245mm, nera
Gas lift 50x28x375mm, class III, 245mm run, black
- 05 1 x ACM261AL Poggiapiedi BILBO Ø 510mm, alluminio
BILBO footrest, Ø 510mm with screw lock system, aluminium
- 06 1 x PSM03015NR Piastra dattilo, cono Ø 28mm con leva, sp. 2.7mm, nera
Seat plate cone Ø 28mm with lever, thickness 2.7mm, black
- 07 1 x SSZ162CNR15AH Sottosedile REBECCA rinforzato, nuovi agganci, 10 borchie
Reinforced REBECCA outer seat, new hooks, 10 t-nuts
- 08 1 x SDU162BNR11 Sedile REBECCA in poliuretano
REBECCA polyurethane seat
- 09 1 x LMM090VFC Lama fissa REBECCA con feritoia, cromata
REBECCA fixed back bar with opening, chromed
- 10 1 x SNM010FFC Snodo mobile con volantino per lama fissa, cromato
Movable joint with handwheel for fixed back bar, chromed
- 11 1 x VLP3F5NR Volantino serie 300, A=Ø 50mm, B=M8x30mm, C=12mm, H=26mm, vite, nero
Handwheel series 300, A=Ø 50mm, B=M8x30mm, C=12mm, H=26mm, screw, black
- 12 1 x SCP490CNR27 Coprischianale REBECCA (versione 2 borchie) per nuovi agganci
REBECCA backrest outer (2 t-nuts version) for new bars
- 13 1 x SHU490ANR11 Schienale REBECCA in poliuretano
REBECCA polyurethane backrest
- 14 1 x CFM006A Confezione agganci + viti REBECCA
REBECCA screws and hooks kit
- 15 4 x VTM0616BPCFB Vite TBL COMBI DS M6x16mm, brunita
Screw wide combo truss head M6x16mm, bronzed
- 16 2 x VTM0620BPFZ Vite TBEI M6x20mm, zincata
Screw hex recess truss head M6x20mm, zinc-plated

KIT 188 REBECCA/B

WAITING

4 gambe
4 legged



- 01 1 x TLF096NR Telaio VISI Ø 25mm, con piedini
VISI frame with feet, Ø 25mm
- 02 1 x SSZ162CNR15AH Sottosedile REBECCA rinforzato, nuovi agganci, 10 borchie
Reinforced REBECCA outer seat, new hooks, 10 t-nuts
- 03 1 x SDU162BNR11 Sedile REBECCA in poliuretano
REBECCA polyurethane seat
- 04 1 x LMM065PNR Lama fissa, larghezza 60mm, fissaggio 100x30mm, 120x50mm, nera
Fixed back bar, width 60mm, 100x30mm, 120x50mm fixing points, black
- 05 1 x VLP3F5NR Volantino serie 300, A=Ø 50mm, B=M8x30mm, C=12mm, H=26mm, vite, nero
Handwheel series 300, A=Ø 50mm, B=M8x30mm, C=12mm, H=26mm, screw, black
- 06 1 x CLP011NR Coprilama CHAT, larghezza 95/130mm, nero
CHAT back bar cover, width 95/130mm, black
- 07 1 x ACP054NR Distanziale schienale REBECCA, nero
REBECCA backrest spacer, black
- 08 1 x ACP380NR Coprisnodo per IBRA, foro 95mm, nero
IBRA mechanism cover cap, black
- 09 1 x SCP490CNR28 Coprischianale REBECCA (versione 4 borchie) per nuovi agganci
REBECCA backrest outer (4 t-nuts version) for new bars
- 10 1 x SHU490ANR11 Schienale REBECCA in poliuretano
REBECCA polyurethane backrest
- 11 1 x CFM006A Confezione agganci + viti REBECCA
REBECCA screws and hooks kit
- 12 4 x VTM0616BPCFB Vite TBL COMBI DS M6x16mm, brunita
Screw wide combo truss head M6x16mm, bronzed
- 13 4 x VTM0630BPCFB Vite TBL COMBI DS M6x30mm, brunita
Screw wide combo truss head M6x30mm, bronzed

KIT 013 TULIP/E



KIT 013 TULIP /B



KIT 013 TULIP/D

KIT 013 TULIP/A



KIT 013 TULIP/A

WORK

Poliuretano, base Giorgia mini, CPMT58, braccioli Tulip
Polyurethane, mini Giorgia base, CPMT58



- | | | |
|----|------------------|--|
| 01 | 1 x BAM91901FC | Base GIORGIA mini, cromata
GIORGIA mini chromed base |
| 02 | 1 x CSP012NR | Coprisaldatura base GIORGIA
GIORGIA base welding cover |
| 03 | 5 x RUP0011NR | Ruota libera Ø 50mm, perno Ø 11mm
Free wheel castor Ø 50mm, pin Ø 11mm |
| 04 | 1 x ALM02901FC | Alzata a gas 50x28x230mm rastremata, cromata
Chromed tapered gas lift 50x28x230mm |
| 05 | 1 x PSM03015NR | Piastra dattilo ECO cono Ø 28mm con leva, spessore 2.7mm
ECO seat plate cone Ø28mm, with lever, thickness 2.7mm |
| 06 | 1 x SDU136A78CJ | Sedile in poliuretano NEW TULIP, 16 borchie
NEW TULIP polyurethane seat, 16 T-nuts |
| 07 | 1 x CPMT58NRLF | Contatto permanente telescopico liscio fisso
Fixed smooth telescopic permanent contact |
| 08 | 1 x VLP3F5NR | Volantino serie 300, A=Ø50mm, B=M8x30mm, C=30mm, H=26mm
Handwheel series 300, A=Ø50mm, B=M8x30mm, C=30mm, H=26mm, black |
| 09 | 1 x SNM002FFZ | Snodo economico zincato
Economical zinc-coated joint |
| 10 | 1 x ACP225NR | Cuffia coprisnodo
Cover for seatback joint |
| 11 | 1 x VLP3B1NR | Volantino h=26mm, a=M8x12mm, b=0mm
Handwheel h=26mm, a=M8x12mm, b=0mm |
| 12 | 1 x SHU022C28 | Schienale in poliuretano NEW TULIP, 4 borchie
NEW TULIP polyurethane seatback, 4 T-nuts |
| 13 | 2 x BRP042A04ANR | Bracciolo TULIP
TULIP armrest |
| 14 | 2 x TBM00804NR | Staffa bombata, dritta
Straight reinforced bracket |
| 15 | 2 x DSP0AT | Distanziale a T, 10 mm
T plastic spacer, 10 mm |
| 16 | 2 x DSP020 | Distanziatore 20mm, Ø 23mm, foro Ø 8mm
Spacer 20mm, Ø 23mm, hole Ø 8mm |
| 17 | 4 x VTM0610BPCFB | Vite TBL COMBI M6x10mm, brunita
Screw wide combo truss head M6x10mm, bronzed |
| 18 | 4 x VTM0616BPCFB | Vite TBL COMBI DS M6x16mm, brunita
Screw wide combo truss head M6x16mm, bronzed |
| 19 | 2 x VTM0628BSXFB | Vite M 6x28mm (bombata, piana, ferro brunito)
Rounded screw in burnished iron, M 6x28mm |
| 20 | 2 x VTM0635BPCFB | Vite TBL COMBI DS M6x35mm, brunita
Screw wide combo truss head M6x35mm, bronzed |
| 21 | 2 x VTM0820PSBFB | Vite TPS+ M8x20mm, brunita
Screw PH countersunk flat head M8x20mm, bronzed |

KIT 013 TULIP/D

WORK

Poliuretano, base Arco large, meccanica Proxy a 2 leve
Polyurethane, large Arco base, 2 levers
Proxy mechanism



- | | | |
|----|------------------|--|
| 01 | 1 x BAY01901NR | Base ARCO large in nylon
ARCO large black nylon base |
| 02 | 5 x RUP0011NR | Ruota libera Ø 50mm, perno Ø 11mm
Free wheel castor Ø 50mm, pin Ø 11mm |
| 03 | 1 x ALM31701S | Alzata a gas 50x28x230mm, corsa 135mm, nera, imballo su scatola
Gas lift 50x28x230mm, run 135mm, black, packed in box |
| 04 | 1 x STP001ANR | Soffietto telescopico a 3 stadi piano, Ø 50mm
Flat telescopic bellows with 3 stage, Ø 50mm |
| 05 | 1 x SYM0421S | Meccanica PROXY con movimento a contatto permanente
PROXY permanent contact |
| 06 | 1 x SDU136A78CJ | Sedile in poliuretano NEW TULIP, 16 borchie
NEW TULIP polyurethane seat, 16 T-nuts |
| 07 | 1 x ASM037PNR | Asta a T con piastrina saldata (serie PROXY)
"T" J-BAR with welded plate (PROXY series) |
| 08 | 1 x SFE047FNR | Soffietto PROXY-TULIP
PROXY-TULIP bellows |
| 09 | 1 x ACP669NR | Cuffia coprisnodo TULIP/PROXY
TULIP/PROXY joint cover |
| 10 | 1 x SHU022C28 | Schienale in poliuretano NEW TULIP, 4 borchie
NEW TULIP polyurethane seatback, 4 T-nuts |
| 11 | 4 x DSP0AT | Distanziale a T, 10 mm
T plastic spacer, 10 mm |
| 12 | 4 x VTM0616BPCFB | Vite TBL COMBI DS M6x16mm, brunita
Screw wide combo truss head M6x16mm, bronzed |
| 13 | 4 x VTM0628BSXFB | Vite M 6x28mm (bombata, piana, ferro brunito)
Rounded screw in burnished iron, M 6x28mm |

KIT 013 TULIP/E

WORK

Poliuretano, versione sgabello, base Giorgia maxi, CPMT58, poggiapiedi Frodo
 Polyurethane stool, large Giorgia base, CPMT58, Frodo footrest



- 01 1 x BAM91801FC Base GIORGIA maxi, cromata
GIORGIA maxi chromed base
- 02 1 x CSP012NR Coprisaldatura base GIORGIA
GIORGIA base welding cover
- 03 5 x ACP205NR Piedino standard Ø 50mm, perno Ø 11mm
Standard glide Ø 50mm, pin Ø 11mm
- 04 1 x ALM31401 Alzata a gas 50x28x375mm, classe III, corsa 245mm, nera
Gas lift 50x28x375mm, class III, run 245mm, black
- 05 1 x ACM277AL Anello poggiapiedi FRODO in alluminio con sistema Up&Down
FRODO aluminium footrest with Up&Down system
- 06 1 x PSM03015NR Piastra dattilo ECO cono Ø 28mm con leva, spessore 2.7mm
ECO seat plate cone Ø28mm, with lever, thickness 2.7mm
- 07 1 x SDU136A78CJ Sedile in poliuretano NEW TULIP, 16 borchie
NEW TULIP polyurethane seat, 16 T-nuts
- 08 1 x CPMT58NRLF Contatto permanente telescopico liscio fisso
Fixed smooth telescopic permanent contact
- 09 1 x VLP3F5NR Volantino serie 300, A=Ø50mm, B=M8x30mm, C=30mm, H=26mm
Handwheel series 300, A=Ø50mm, B=M8x30mm, C=30mm, H=26mm, black
- 10 1 x SNM002FFZ Snodo economico zincato
Economical zinc-coated joint
- 11 1 x ACP225NR Cuffia coprisnodo
Cover for seatback joint
- 12 1 x VLP3B1NR Volantino h=26mm, a=M8x12mm, b=0mm
Handwheel h=26mm, a=M8x12mm, b=0mm
- 13 1 x SHU022C28 Schienale in poliuretano NEW TULIP, 4 borchie
NEW TULIP polyurethane seatback, 4 T-nuts
- 14 2 x DSP0AT Distanziale a T, 10 mm
T plastic spacer, 10 mm
- 15 4 x VTM0616BPCFB Vite TBL COMBI DS M6x16mm, brunita
Screw wide combo truss head M6x16mm, bronzed
- 16 2 x VTM0628BSXFB Vite M 6x28mm (bombata, piana, ferro brunito)
Rounded crew in burnished iron, M 6x28mm

KIT 013 TULIP/B

WAITING

Poliuretano, slitta
 Polyurethane, cantilever



- 01 1 x TLF011NR Slitta, con piastra saldata Ø 25mm, con piedini
Cantilever with welded plate and feet, Ø 25mm
- 02 1 x VLP3F5NR Volantino serie 300, A=Ø50mm, B=M8x30mm, C=30mm, H=26mm
Handwheel series 300, A=Ø50mm, B=M8x30mm, C=30mm, H=26mm, black
- 03 1 x SDU136A78CJ Sedile in poliuretano NEW TULIP, 16 borchie
NEW TULIP polyurethane seat, 16 T-nuts
- 04 1 x OVM011YNR Ovalina con omega, 30x15mm
Oval back bar with omega, 30x15mm
- 05 1 x SNM002FFZ Snodo economico zincato
Economical zinc-coated joint
- 06 1 x SFE004ANR Soffietto per ovalina/lama
Bellow for oval/flat back bar
- 07 1 x VLP3B1NR Volantino h=26mm, a=M8x12mm, b=0mm
Handwheel h=26mm, a=M8x12mm, b=0mm
- 08 1 x SHU022C28 Schienale in poliuretano NEW TULIP, 4 borchie
NEW TULIP polyurethane seatback, 4 T-nuts
- 09 1 x ACP225NR Cuffia coprisnodo
Cover for seatback joint
- 10 2 x DSP0AT Distanziale a T, 10 mm
T plastic spacer, 10 mm
- 11 4 x VTM0616BPCFB Vite TBL COMBI DS M6x16mm, brunita
Screw wide combo truss head M6x16mm, bronzed
- 12 2 x VTM0628BSXFB Vite M 6x28mm (bombata, piana, ferro brunito)
Rounded screw in burnished iron, M 6x28mm

KIT 090 TULIP/C



KIT 090 TULIP/A



KIT 090 TULIP/A01

KIT 090 TULIP/D



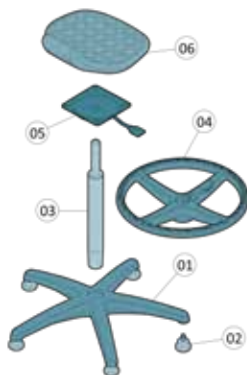
B

TULIP-STOOL

KIT 090 TULIP STOOL/C

W O R K

Sgabello alto in poliuretano, base Jamila, piedini, poggiapiedi Jamila
 High polyurethane stool, Jamila base, fixed feet, Jamila ring footrest

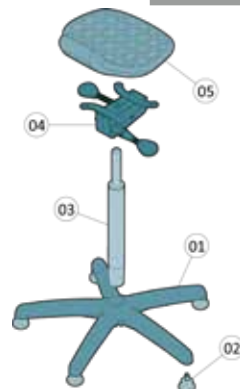


- 01 1 x BAY07401NR Base JAMILA in nylon Ø 600mm, nera
JAMILA black nylon base Ø600mm
- 02 5 x ACP205NR Piedino standard Ø 50mm, perno Ø 11mm
Standard glide Ø 50mm, pin Ø 11mm
- 03 1 x ALM31401 Alzata a gas 50x28x375mm, classe III, corsa 245mm, nera
Gas lift 50x28x375mm, class III, run 245mm, black
- 04 1 x PPY001XNR Poggiapiedi JAMILA assemblato
Assembled JAMILA footrest
- 05 1 x PSM01546NR Piastra per sgabello cono Ø 28mm, leva dritta, spessore 3.2mm
Stool seat plate cone Ø28mm, straight lever, thickness 3.2mm
- 06 1 x SDU082A46 Sedile sgabello TULIP in poliuretano
TULIP polyurethane stool seat
- 07 4 x VTM0616BPCFB Vite TBL COMBI DS M6x16mm, brunita
Screw wide combo truss head M6x16mm, bronzed

KIT 090 TULIP STOOL/D

W O R K

Sgabello alto in poliuretano, base Arco large, oscillante Hyppo
 High polyurethane stool, large Arco base, Hyppo tilt mechanism

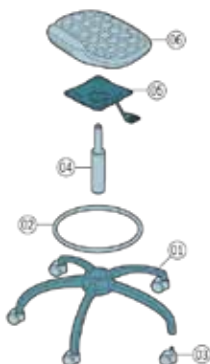


- 01 1 x BAY01901NR Base ARCO large in nylon, nera
ARCO large black nylon base
- 02 5 x ACP205NR Piedino standard Ø 50mm, perno Ø 11mm
Standard glide Ø 50mm, pin Ø 11mm
- 03 1 x ALM31401 Alzata a gas 50x28x375mm, classe III, corsa 245mm, nera
Gas lift 50x28x375mm, class III, run 245mm, black
- 04 1 x OSM01646 Oscillante HYPPO per sgabello
HYPPO tilt mechanism
- 05 1 x SDU082A46 Sedile sgabello TULIP in poliuretano
TULIP polyurethane stool seat
- 06 4 x VTM0616BPCFB Vite TBL COMBI DS M6x16mm, brunita
Screw wide combo truss head M6x16mm, bronzed

KIT 090 TULIP STOOL/A

W O R K

Sgabello basso in poliuretano, base
Giada mini con poggiatesta
*Polyurethane low stool, mini Giada base
with footrest*

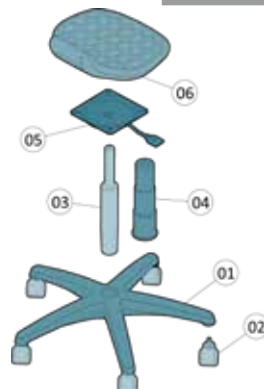


- 01 1 x BAM01301FCF1 Base GIADA mini cromata, forata per anello
GIADA mini chromed base for ring
- 02 1 x ACM499FC Anello poggiatesta cromato
Chromed footring
- 03 5 x RUP0011NR Ruota libera Ø 50mm, perno Ø 11mm
Free wheel castor Ø 50mm, pin Ø 11mm
- 04 1 x ALM31701FC Alzata a gas 50x28x230mm, classe III, corsa 135mm, cromata
Gas lift 50x28x230mm, class III, run 135mm, chromed
- 05 1 x PSM01546NR Piastra per sgabello cono Ø 28mm, leva dritta, spessore 3.2mm
Stool seat plate cone Ø28mm, straight lever, thickness 3.2mm
- 06 1 x SDU082A46 Sedile sgabello TULIP in poliuretano
TULIP polyurethane stool seat
- 07 5 x VTM0438BSXF Vite autofilettante TPS+ 4.8x38mm, zincata
Self-threading screw PH countersunk flat head 4.8x38mm, zinc-plated
- 08 4 x VTM0616BPCFB Vite TBL COMBI DS M6x16mm, brunita
Screw wide combo truss head M6x16mm, bronzed

KIT 090 TULIP STOOL/A01

W O R K

Sgabello basso in poliuretano, base
Jamila
Polyurethane low stool, Jamila base



- 01 1 x BAY07401NR Base JAMILA in nylon Ø 600mm, nera
JAMILA black nylon base Ø600mm
- 02 5 x RUP0011NR Ruota libera Ø 50mm, perno Ø 11mm
Free wheel castor Ø 50mm, pin Ø 11mm
- 03 1 x ALM31701S Alzata a gas 50x28x230mm, corsa 135mm, nera, imballo su scatola
Gas lift 50x28x230mm, run 135mm, black, packed in box
- 04 1 x STP001ANR Soffietto telescopico a 3 stadi piano, Ø 50mm
Flat telescopic bellows with 3 stage, Ø 50mm
- 05 1 x PSM01546NR Piastra per sgabello cono Ø 28mm, leva dritta, spessore 3.2mm
Stool seat plate cone Ø28mm, straight lever, thickness 3.2mm
- 06 1 x SDU082A46 Sedile sgabello TULIP in poliuretano
TULIP polyurethane stool seat
- 07 4 x VTM0616BPCFB Vite TBL COMBI DS M6x16mm, brunita
Screw wide combo truss head M6x16mm, bronzed

KIT 014 PRACTICA/D



KIT 014 PRACTICA/B



KIT 014 PRACTICA/E



KIT 014 PRACTICA/A



B

PRACTICA

KIT 014 PRACTICA/A

WORK

Poliuretano, base Giorgia mini, CPMT58,
braccioli Bic
Polyurethane, mini Giorgia base,
CPMT58, Bic armrests



- 01 1 x BAM91901FC Base GIORGIA mini, cromata
GIORGIA mini chromed base
- 02 5 x RUP0011NR Ruota libera Ø 50mm, perno Ø 11mm
Free wheel castor Ø 50mm, pin Ø 11mm
- 03 1 x CSP012NR Coprisaldatura base GIORGIA
GIORGIA base welding cover
- 04 1 x ALM02901FC Alzata a gas 50x28x230mm rastremata, cromata
Chromed tapered gas lift 50x28x230mm
- 05 1 x VLP3F5NR Volantino serie 300, A=Ø50mm, B=M8x30mm, C=30mm,
H=26mm
Handwheel series 300, A=Ø50mm, B=M8x30mm, C=30mm,
H=26mm, black
- 06 1 x PSM03015NR Piastra dattilo ECO cono Ø 28mm con leva, spessore
2.7mm
ECO seat plate cone Ø28mm, with lever, thickness 2.7mm
- 07 1 x SDU010A65AY Sedile PRACTICA in poliuretano
PRACTICA polyurethane seat
- 08 1 x CPMT58NRLF Contatto permanente telescopico liscio fisso
Fixed smooth telescopic permanent contact
- 09 1 x SNM002FFZ Snodo economico zincato
Economical zinc-coated joint
- 10 1 x ACP225NR Cuffia coprisnodo
Cover for seatback joint
- 11 1 x VLP3B1NR Volantino h=26mm, a=M8x12mm, b=0mm
Handwheel h=26mm, a=M8x12mm, b=0mm
- 12 1 x SHU072A27 Schienale PRACTICA in poliuretano
PRACTICA polyurethane seatback
- 13 2 x BRN001A01ANRNR Bracciolo BIC in PVC, interasse 40mm
BIC PVC armrest, 40mm center distance
- 14 2 x TBM00401NR Staffa bombata, interasse 40mm
Reinforced bracket, 40mm center-distance
- 15 4 x DSP007 Distanziatore 7mm, Ø 23mm, foro Ø 8mm
Spacer 7mm, Ø 23mm, hole Ø 8mm
- 16 4 x VTM0616BPCFB Vite TBL COMBI DS M6x16mm, brunita
Screw wide combo truss head M6x16mm, bronzed
- 17 2 x VTM0620BPXFB Vite TB+ DS M6x20mm, brunita
Screw truss head M6x20mm, bronzed
- 18 4 x VTM0625BPCFB Vite TBL COMBI DS M6x25mm, brunita
Screw wide combo truss head M6x25mm, bronzed

KIT 014 PRACTICA/D

WORK

Poliuretano, base Arco large, meccanica
Proxy 2 leve
Polyurethane, large Arco base, 2 levers
Proxy mechanism

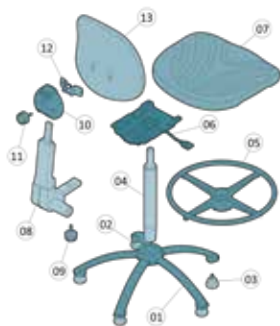


- 01 1 x BAY01901NR Base ARCO large, Ø 640mm, in nylon nera
ARCO large base, Ø 640mm, nylon, black
- 02 5 x RUP0011NR Ruota libera Ø 50mm, perno Ø 11mm, nera
Free castor Ø 50mm, pin Ø 11mm, black
- 03 1 x ALM31701S Alzata a gas 50x28x230mm, corsa 135mm, nera, imballo
su scatola
Gas lift 50x28x230mm, run 135mm, black, packed in box
- 04 1 x STP001ANR Copricolonna telescopico a 3 stadi piano, Ø 50mm, nero
3 stages flat telescopic bellow, Ø 50mm, black
- 05 1 x SYM04215 Meccanica PROXY con movimento a contatto
permanente
PROXY permanent contact
- 06 1 x SDU010A65AY Sedile PRACTICA in poliuretano, 16 borchie
PRACTICA polyurethane seat, 16 t-nuts
- 07 1 x ASM037PNR Estensore a "T" per meccanica PROXY con staffa di
fissaggio, interassi 100x30mm, nera
"T" extension for PROXY mechanism with welded plate,
100x30mm centre distance, black
- 08 1 x SFE047FNR Soffietto telescopico PROXY per TULIP, nero
PROXY telescopic bellow for TULIP, black
- 09 1 x ACP669NR Coprisnodo TULIP/PROXY, nero
TULIP/PROXY joint cover, black
- 10 1 x SHU072A28 Schienale PRACTICA in poliuretano
PRACTICA polyurethane backrest, 2 t-nuts low
- 11 8 x DSP007 Distanziale in plastica Ø=24mm, Ø interno=9,5mm,
H=7mm, nero
Plastic spacer, Ø=24mm, inner Ø=9,5mm, H=7mm, black
- 12 8 x VTM0620BPCFB Vite TBL COMBI DS M6x20mm, brunita
Screw wide combo truss head M6x20mm, bronzed

KIT 014 PRACTICA/E

WORK

Poliuretano, versione sgabello, base Giorgia
maxi, CPMT58, poggiapiedi Frodo
Polyurethane stool, large Giorgia base,
CPMT58, Frodo footrest



- | | | | |
|----|-----|--------------|---|
| 01 | 1 x | BAM91801FC | Base GIORGIA maxi, cromata
<i>GIORGIA maxi chromed base</i> |
| 02 | 1 x | CSP012NR | Coprisaldatura base GIORGIA
<i>GIORGIA base welding cover</i> |
| 03 | 5 x | ACP205NR | Piedino standard Ø 50mm, perno Ø 11mm
<i>Standard glide Ø 50mm, pin Ø 11mm</i> |
| 04 | 1 x | ALM31401 | Alzata a gas 50x28x375mm, classe III, corsa 245mm, nera
<i>Gas lift 50x28x375mm, class III, run 245mm, black</i> |
| 05 | 1 x | ACM277AL | Anello poggiapiedi FRODO in alluminio con sistema Up&Down
<i>FRODO aluminium footrest with Up&Down system</i> |
| 06 | 1 x | PSM03015NR | Piastra dattilo ECO cono Ø 28mm con leva, spessore 2.7mm
<i>ECO seat plate cone Ø28mm, with lever, thickness 2.7mm</i> |
| 07 | 1 x | SDU010A65AY | Sedile PRACTICA in poliuretano
<i>PRACTICA polyurethane seat</i> |
| 08 | 1 x | CPMT58NRLF | Contatto permanente telescopico liscio fisso
<i>Fixed smooth telescopic permanent contact</i> |
| 09 | 1 x | VLP3F5NR | Volantino serie 300, A=Ø50mm, B=M8x30mm, C=30mm, H=26mm
<i>Handwheel series 300, A=Ø50mm, B=M8x30mm, C=30mm, H=26mm, black</i> |
| 10 | 1 x | ACP225NR | Cuffia coprisnodo
<i>Cover for seatback joint</i> |
| 11 | 1 x | VLP3B1NR | Volantino h=26mm, a=M8x12mm, b=0mm
<i>Handwheel h=26mm, a=M8x12mm, b=0mm</i> |
| 12 | 1 x | SNM002FFZ | Snodo economico zincato
<i>Economical zinc-coated joint</i> |
| 13 | 1 x | SHU072A27 | Schienale PRACTICA in poliuretano
<i>PRACTICA polyurethane seatback</i> |
| 14 | 4 x | DSP007 | Distanziatore 7mm, Ø 23mm, foro Ø 8mm
<i>Spacer 7mm, Ø 23mm, hole Ø 8mm</i> |
| 15 | 2 x | VTM0620BPXFB | Vite TB+ DS M6x20mm, brunita
<i>Screw truss head M6x20mm, bronzed</i> |
| 16 | 4 x | VTM0625BPCFB | Vite TBL COMBI DS M6x25mm, brunita
<i>Screw wide combo truss head M6x25mm, bronzed</i> |

KIT 014 PRACTICA/B

WAITING

Poliuretano, slitta
Polyurethane, cantilever



- | | | | |
|----|-----|--------------|---|
| 01 | 1 x | TLF011NR | Slitta, con piastra saldata Ø 25mm
<i>Cantilever with welded plate and feet, Ø 25mm</i> |
| 02 | 1 x | VLP3F5NR | Volantino serie 300, A=Ø50mm, B=M8x30mm, C=30mm, H=26mm
<i>Handwheel series 300, A=Ø50mm, B=M8x30mm, C=30mm, H=26mm, black</i> |
| 03 | 1 x | SDU010A65AY | Sedile PRACTICA in poliuretano
<i>PRACTICA polyurethane seat</i> |
| 04 | 1 x | OVM011YNR | Ovalina con omega, 30x15mm
<i>Oval back bar with omega, 30x15mm</i> |
| 05 | 1 x | SNM002FFZ | Snodo economico zincato
<i>Economical zinc-coated joint</i> |
| 06 | 1 x | SFE004ANR | Soffietto per ovalina/lama
<i>Bellow for oval/flat back bar</i> |
| 07 | 1 x | VLP3B1NR | Volantino h=26mm, a=M8x12mm, b=0mm
<i>Handwheel h=26mm, a=M8x12mm, b=0mm</i> |
| 08 | 1 x | SHU072A27 | Schienale PRACTICA in poliuretano
<i>PRACTICA polyurethane seatback</i> |
| 09 | 1 x | ACP225NR | Cuffia coprisnodo
<i>Cover for seatback joint</i> |
| 10 | 4 x | DSP007 | Distanziatore 7mm, Ø 23mm, foro Ø 8mm
<i>Spacer 7mm, Ø 23mm, hole Ø 8mm</i> |
| 11 | 2 x | VTM0620BPXFB | Vite TB+ DS M6x20mm, brunita
<i>Screw truss head M6x20mm, bronzed</i> |
| 12 | 4 x | VTM0625BPCFB | Vite TBL COMBI DS M6x25mm, brunita
<i>Screw wide combo truss head M6x25mm, bronzed</i> |

■ KIT 087 SOFTY/A



■ KIT 087 SOFTY/B



■ KIT 087 SOFTY/E

■ KIT 087 SOFTY/D



B

SOFTY

KIT 087 SOFTY/A

WORK

Poliuretano, base Tosca, CPMT58
Polyurethane, Tosca base, CPMT58



- 01 1 x BAM92401FC Base TOSCA mini, cromata
TOSCA mini chromed base
- 02 1 x CSP006NR Coprisaldatura base TOSCA
TOSCA base welding cover
- 03 5 x RUP0011NR Ruota libera Ø 50mm, perno Ø 11mm
Free wheel castor Ø 50mm, pin Ø 11mm
- 04 1 x ALM02901FC Alzata a gas 50x28x230mm rastremata, cromata
Chromed tapered gas lift 50x28x230mm
- 05 1 x VLP3F5NR Volantino serie 300, A=Ø50mm, B=M8x30mm, C=30mm, H=26mm
Handwheel series 300, A=Ø50mm, B=M8x30mm, C=30mm, H=26mm, black
- 06 1 x PSM03015NR Piastra dattilo ECO cono Ø 28mm con leva, spessore 2.7mm
ECO seat plate cone Ø28mm, with lever, thickness 2.7mm
- 07 1 x SDU010B65AY Sedile SOFTY in poliuretano
SOFTY polyurethane seat
- 08 1 x CPMT58NRLF Contatto permanente telescopico liscio fisso
Fixed smooth telescopic permanent contact
- 09 1 x SNM002FFZ Snodo economico zincato
Economical zinc-coated joint
- 10 1 x ACP225NR Cuffia coprisnodo
Cover for seatback joint
- 11 1 x VLP3B1NR Volantino h=26mm, a=M8x12mm, b=0mm
Handwheel h=26mm, a=M8x12mm, b=0mm
- 12 1 x SHU126A28 Schienale SOFTY in poliuretano, 4 borchie
SOFTY polyurethane seatback, 4 T-nuts
- 13 6 x DSP007 Distanziatore 7mm, Ø 23mm, foro Ø 8mm
Spacer 7mm, Ø 23mm, hole Ø 8mm
- 14 4 x VTM0625BPCFB Vite TBL COMBI DS M6x25mm, brunita
Screw wide combo truss head M6x25mm, bronzed
- 15 2 x VTM0628BSXFB Vite M 6x28mm (bombata, piana, autofilettante, ferro brunito)
Rounded self-threading screw in burnished iron, M 6x28mm

KIT 087 SOFTY/D

WORK

Poliuretano, base Tosca, meccanica
Proxy 2 leve
Polyurethane, Tosca base, 2 levers Proxy
mechanism



- 01 1 x BAM92401FC Base TOSCA mini, cromata
TOSCA mini chromed base
- 02 1 x CSP006NR Coprisaldatura base TOSCA
TOSCA base welding cover
- 03 5 x RUP0011NR Ruota libera Ø 50mm, perno Ø 11mm
Free wheel castor Ø 50mm, pin Ø 11mm
- 04 1 x ALM31701FC Alzata a gas 50x28x230mm, classe III, corsa 135mm, cromata
Gas lift 50x28x230mm, class III, run 135mm, chromed
- 05 1 x SYM04215 Meccanica PROXY con movimento a contatto permanente
PROXY permanent contact
- 06 1 x SDU010B65AY Sedile SOFTY in poliuretano
SOFTY polyurethane seat
- 07 1 x ASM037PNR Asta a T con piastrina saldata (serie PROXY)
"T" J-BAR with welded plate (PROXY series)
- 08 1 x SFE047FNR Soffietto PROXY-TULIP
PROXY-TULIP bellows
- 09 1 x ACP546NRB Distanziatore universale in plastica, 5mm
Universal plastic spacer, 5mm
- 10 1 x ACP669NR Cuffia coprisnodo TULIP/PROXY
TULIP/PROXY joint cover
- 11 1 x SHU126A28 Schienale SOFTY in poliuretano, 4 borchie
SOFTY polyurethane seatback, 4 T-nuts
- 12 4 x DSP010 Distanziatore 10mm, Ø 23mm, foro Ø 8mm
Spacer 10mm, Ø 23mm, hole Ø 8mm
- 13 2 x VTM0620BPCFB Vite TBL COMBI DS M6x20mm, brunita
Screw wide combo truss head M6x20mm, bronzed
- 14 6 x VTM0625BPCFB Vite TBL COMBI DS M6x25mm, brunita
Screw wide combo truss head M6x25mm, bronzed

KIT 087 SOFTY/E

WORK

Poliuretano, versione sgabello, base Tosca, piedini, poggiapiedi Frodo
 Polyurethane stool, Tosca base with glides, Frodo footrest

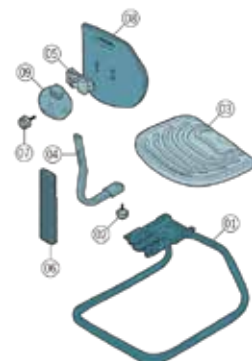


- 01 1 x BAM92401FC Base TOSCA mini, cromata
TOSCA mini chromed base
- 02 1 x CSP006NR Coprisaldatura base TOSCA
TOSCA base welding cover
- 03 5 x ACP205NR Piedino standard Ø 50mm, perno Ø 11mm
Standard glide Ø 50mm, pin Ø 11mm
- 04 1 x ALM31401 Alzata a gas 50x28x375mm, classe III, corsa 245mm, nera
Gas lift 50x28x375mm, class III, run 245mm, black
- 05 1 x ACM277AL Anello poggiapiedi FRODO in alluminio con sistema Up&Down
FRODO aluminium footrest with Up&Down system
- 06 1 x PSM03015NR Piastra dattilo ECO cono Ø 28mm con leva, spessore 2.7mm
ECO seat plate cone Ø28mm, with lever, thickness 2.7mm
- 07 1 x SDU010B65AY Sedile SOFTY in poliuretano
SOFTY polyurethane seat
- 08 1 x CPMT58NRLF Contatto permanente telescopico liscio fisso
Fixed smooth telescopic permanent contact
- 09 1 x VLP3F5NR Volantino serie 300, A=Ø50mm, B=M8x30mm, C=30mm, H=26mm
Handwheel series 300, A=Ø50mm, B=M8x30mm, C=30mm, H=26mm, black
- 10 1 x SNM002FFZ Snodo economico zincato
Economical zinc-coated joint
- 11 1 x ACP225NR Cuffia coprisnodo
Cover for seatback joint
- 12 1 x VLP3B1NR Volantino h=26mm, a=M8x12mm, b=0mm
Handwheel h=26mm, a=M8x12mm, b=0mm
- 13 1 x SHU126A27 Schienale SOFTY in poliuretano, 2 borchie
SOFTY polyurethane seatback, 2 T-nuts
- 14 6 x DSP007 Distanziatore 7mm, Ø 23mm, foro Ø 8mm
Spacer 7mm, Ø 23mm, hole Ø 8mm
- 15 4 x VTM0625BPCFB Vite TBL COMBI DS M6x25mm, brunita
Screw wide combo truss head M6x25mm, bronzed
- 16 2 x VTM0628BSXFB Vite M 6x28mm (bombata, piana, autofilettante, ferro brunito)
Rounded self-threading screw in burnished iron, M 6x28mm

KIT 087 SOFTY/B

WAITING

Poliuretano, slitta
 Polyurethane, cantilever



- 01 1 x TLF011NR Slitta, con piastra saldata Ø 25mm, con piedini
Cantilever with welded plate and feet, Ø 25mm
- 02 1 x VLP3F5NR Volantino serie 300, A=Ø50mm, B=M8x30mm, C=30mm, H=26mm
Handwheel series 300, A=Ø50mm, B=M8x30mm, C=30mm, H=26mm, black
- 03 1 x SDU010B65AY Sedile SOFTY in poliuretano
SOFTY polyurethane seat, 480x440mm
- 04 1 x OVM011YNR Ovalina con omega, 30x15mm
Oval back bar with omega, 30x15mm
- 05 1 x SNM002FFZ Snodo economico zincato
Economical zinc-coated joint
- 06 1 x SFE004ANR Soffietto per ovalina/lama
Bellow for oval/flat back bar
- 07 1 x VLP3B1NR Volantino h=26mm, a=M8x12mm, b=0mm
Handwheel h=26mm, a=M8x12mm, b=0mm
- 08 1 x SHU126A27 Schienale SOFTY in poliuretano, 2 borchie
SOFTY polyurethane seatback, 2 T-nuts
- 09 1 x ACP225NR Cuffia coprisnodo
Cover for seatback joint
- 10 6 x DSP007 Distanziatore 7mm, Ø 23mm, foro Ø 8mm
Spacer 7mm, Ø 23mm, hole Ø 8mm
- 11 4 x VTM0625BPCFB Vite TBL COMBI DS M6x25mm, brunita
Screw wide combo truss head M6x25mm, bronzed
- 12 2 x VTM0628BSXFB Vite M 6x28mm (bombata, piana, autofilettante, ferro brunito)
Rounded self-threading screw in burnished iron, M 6x28mm

■ KIT 136 WORK/A



■ KIT 136 WORK/A01



■ KIT 136 WORK/D

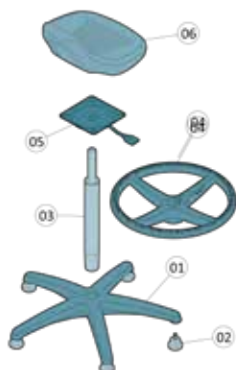
■ KIT 136 WORK/E



KIT 136 WORK/E

W O R K

Sgabello alto in poliuretano, base Jamila, piedini, poggiatesta Jamila
 High polyurethane stool, Jamila base, fix foots, Jamila ring footrest

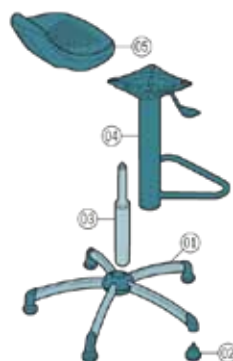


- 01 1 x BAY07401NR Base JAMILA in nylon Ø 600mm, nera
JAMILA black nylon base Ø600mm
- 02 5 x ACP205NR Piedino standard Ø 50mm, perno Ø 11mm
Standard glide Ø 50mm, pin Ø 11mm
- 03 1 x ALM31401 Alzata a gas 50x28x375mm, classe III, corsa 245mm, nera
Gas lift 50x28x375mm, class III, run 245mm, black
- 04 1 x PPY001XNR Poggiatesta JAMILA assemblato
Assembled JAMILA footrest
- 05 1 x PSM01546NR Piastra per sgabello cono Ø 28mm, leva dritta, spessore 3.2mm
Stool seat plate cone Ø28mm, straight lever, thickness 3.2mm
- 06 1 x SDU137ADB Sedile sgabello WORK in poliuretano, 8 borchie
WORK polyurethane stool seat, 8 T-nuts
- 07 4 x VTM0620BPCFB Vite TBL COMBI DS M6x20mm, brunita
Screw wide combo truss head M6x20mm, bronzed

KIT 136 WORK/A

W O R K

Sgabello alto in poliuretano, base Laisa, piedini, colonna poggiatesta
 High polyurethane stool, Laisa base, fix foots, footrest

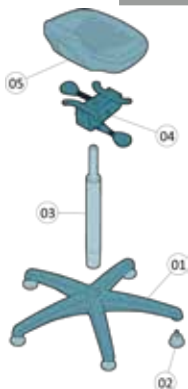


- 01 1 x BAM04901FC Base LAISA mini, cromata
LAISA mini chromed base
- 02 5 x ACP205NR Piedino standard Ø 50mm, perno Ø 11mm
Standard glide Ø 50mm, pin Ø 11mm
- 03 1 x ALM31401FC Alzata a gas 50x28x375mm, classe III, corsa 245mm, cromata
Gas lift 50x28x375mm, class III, run 245mm, chromed
- 04 1 x TLF070FC Telaio cromato per sgabello girevole PILO
Chromed frame for PILO swivel stool
- 05 1 x SDU137ADB Sedile sgabello WORK in poliuretano, 8 borchie
WORK polyurethane stool seat, 8 T-nuts
- 06 4 x VTM0616BPCFB Vite TBL COMBI DS M6x16mm, brunita
Screw wide combo truss head M6x16mm, bronzed

KIT 136 WORK/D

W O R K

Sgabello alto in poliuretano, base Jamila, piedini, oscillante Hyppo
High polyurethane stool, Jamila base, fix foots, Hyppo tilt mechanism

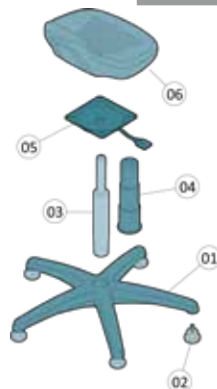


- 01 1 x BAY07401NR Base JAMILA in nylon Ø 600mm, nera
JAMILA black nylon base Ø600mm
- 02 5 x ACP205NR Piedino standard Ø 50mm, perno Ø 11mm
Standard glide Ø 50mm, pin Ø 11mm
- 03 1 x ALM31401 Alzata a gas 50x28x375mm, classe III, corsa 245mm, nera
Gas lift 50x28x375mm, class III, run 245mm, black
- 04 1 x OSM01646 Oscillante HYPPO per sgabello
HYPPO tilt mechanism
- 05 1 x SDU137ADB Sedile sgabello WORK in poliuretano, 8 borchie
WORK polyurethane stool seat, 8 T-nuts
- 06 4 x VTM0620BPCFB Vite TBL COMBI DS M6x20mm, brunita
Screw wide combo truss head M6x20mm, bronzed

KIT 136 WORK/A01

W O R K

Sgabello basso in poliuretano, base Jamila, piedini
Low polyurethane stool, Jamila base, fix foots



- 01 1 x BAY07401NR Base JAMILA in nylon Ø 600mm, nera
JAMILA black nylon base Ø600mm
- 02 5 x ACP205NR Piedino standard Ø 50mm, perno Ø 11mm
Standard glide Ø 50mm, pin Ø 11mm
- 03 1 x ALM31701S Alzata a gas 50x28x230mm, corsa 135mm, nera, imballo su scatola
Gas lift 50x28x230mm, run 135mm, black, packed in box
- 04 1 x STP001ANR Soffietto telescopico a 3 stadi piano, Ø 50mm
Flat telescopic bellow with 3 stage, Ø 50mm
- 05 1 x PSM01546NR Piastra per sgabello cono Ø 28mm, leva dritta, spessore 3.2mm
Stool seat plate cone Ø28mm, straight lever, thickness 3.2mm
- 06 1 x SDU137ADB Sedile sgabello WORK in poliuretano, 8 borchie
WORK polyurethane stool seat, 8 T-nuts
- 07 4 x VTM0616BPCFB Vite TBL COMBI DS M6x16mm, brunita
Screw wide combo truss head M6x16mm, bronzed

■ KIT 132 BACCA/A01



■ KIT132BACCA/B



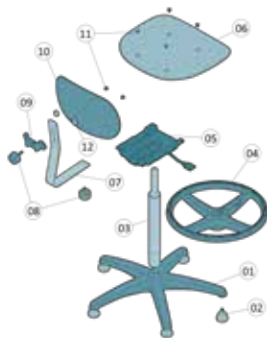
B

BACCA

KIT 132 BACCA/A01

WORK

Sgabello alto su base Jamila con piedini e poggiapiedi Jamila
High stool, Jamila base with fix foot and Jamila footrest

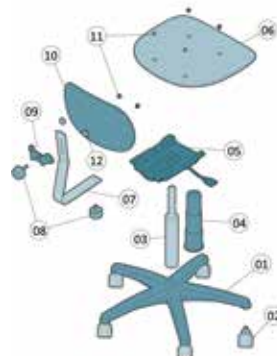


- 01 1 x BAY07401NR Base JAMILA in nylon Ø 600mm, nera
JAMILA black nylon base Ø600mm
- 02 5 x ACP205NR Piedino standard Ø 50mm, perno Ø 11mm
Standard glide Ø 50mm, pin Ø 11mm
- 03 1 x ALM31401 Alzata a gas 50x28x375mm, classe III, corsa 245mm, nera
Gas lift 50x28x375mm, class III, run 245mm, black
- 04 1 x PPY001XNR Poggiapiedi JAMILA assemblato
Assembled JAMILA footrest
- 05 1 x PSM03015NR Piastra dattilo ECO cono Ø 28mm con leva, spessore 2.7mm
ECO seat plate cone Ø28mm, with lever, thickness 2.7mm
- 06 1 x SSL008AAEFA15 Sedile BACCA in legno, verniciato faggio
BACCA wooden seat, beech painted
- 07 1 x LMM054VNR Lama fissa, larghezza 45mm
Fixed back bar, width 45mm
- 08 2 x VLP3E3NRL Volantino serie 300L, A=Ø50mm, B=M8x25mm, C=12mm, H=26mm
Handwheel series 300L, A=Ø50mm, B=M8x25mm, C=12mm, H=26 mm, black
- 09 1 x SNM005FNR Snodo per lama FAN
FAN back bar joint
- 10 1 x SCL010AAE04FA Schienale BACCA in legno verniciato faggio, 375x250mm
BACCA painted beech seatback, 375x250mm
- 11 6 x ACM625FC Tappi copritesta, M6 Ø 14mm
Screw nut, M6 Ø 14mm
- 12 2 x DSP007 Distanziatore 7mm, Ø 23mm, foro Ø 8mm
Spacer 7mm, Ø 23mm, hole Ø 8mm
- 13 4 x VTM0610BPCFB Vite TBL COMBI M6x10mm, brunita
Screw wide combo truss head M6x10mm, bronzed
- 14 2 x VTM0612BPCFB Vite TBL COMBI M6x12mm, brunita
Screw wide combo truss head M6x12mm, bronzed

KIT 132 BACCA/B

WORK

Sgabello basso su base Jamila
Low stool, Jamila base



- 01 1 x BAY07401NR Base JAMILA in nylon Ø 600mm, nera
JAMILA black nylon base Ø600mm
- 02 5 x RUP0011NR Ruota libera Ø 50mm, perno Ø 11mm
Free wheel castor Ø 50mm, pin Ø 11mm
- 03 1 x ALM31701S Alzata a gas 50x28x230mm, corsa 135mm, nera, imballo su scatola
Gas lift 50x28x230mm, run 135mm, black, packed in box
- 04 1 x STP001ANR Soffietto telescopico a 3 stadi piano, Ø 50mm
Flat telescopic bellows with 3 stage, Ø 50mm
- 05 1 x PSM03015NR Piastra dattilo ECO cono Ø 28mm con leva, spessore 2.7mm
ECO seat plate cone Ø28mm, with lever, thickness 2.7mm
- 06 1 x SSL008AAEFA15 Sedile BACCA in legno, verniciato faggio
BACCA wooden seat, beech painted
- 07 1 x LMM054VNR Lama fissa, larghezza 45mm
Fixed back bar, width 45mm
- 08 2 x VLP3E3NRL Volantino serie 300L, A=Ø50mm, B=M8x25mm, C=12mm, H=26mm
Handwheel series 300L, A=Ø50mm, B=M8x25mm, C=12mm, H=26 mm, black
- 09 1 x SNM005FNR Snodo per lama FAN
FAN back bar joint
- 10 1 x SCL010AAE04FA Schienale BACCA in legno verniciato faggio, 375x250mm
BACCA painted beech seatback, 375x250mm
- 11 6 x ACM625FC Tappi copritesta, M6 Ø 14mm
Screw nut, M6 Ø 14mm
- 12 2 x DSP007 Distanziatore 7mm, Ø 23mm, foro Ø 8mm
Spacer 7mm, Ø 23mm, hole Ø 8mm
- 13 4 x VTM0610BPCFB Vite TBL COMBI M6x10mm, brunita
Screw wide combo truss head M6x10mm, bronzed
- 14 2 x VTM0612BPCFB Vite TBL COMBI M6x12mm, brunita
Screw wide combo truss head M6x12mm, bronzed

■ KIT 114 CIRCLE/A01



■ KIT114CIRCLE/B



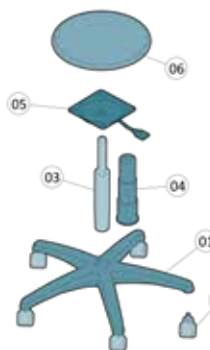
B

CIRCLE

KIT 114 CIRCLE/B

W O R K

Sgabello basso con tondello verniciato faggio su base Jamila con ruote
Low wood stool, Jamila base

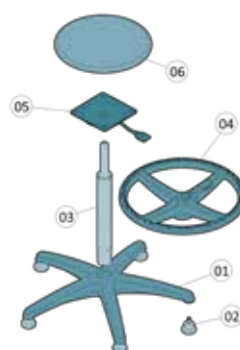


- 01 1 x BAY07401NR Base JAMILA in nylon Ø 600mm, nera
JAMILA black nylon base Ø600mm
- 02 5 x RUP0011NR Ruota libera Ø 50mm, perno Ø 11mm
Free wheel castor Ø 50mm, pin Ø 11mm
- 03 1 x ALM31701S Alzata a gas 50x28x230mm, corsa 135mm, nera, imballo su scatola
Gas lift 50x28x230mm, run 135mm, black, packed in box
- 04 1 x STP001ANR Soffietto telescopico a 3 stadi piano, Ø 50mm
Flat telescopic bellows with 3 stage, Ø 50mm
- 05 1 x PSM01546NR Piastra per sgabello cono Ø 28mm, leva dritta, spessore 3.2mm
Stool seat plate cone Ø28mm, straight lever, thickness 3.2mm
- 06 1 x SSL006AACFA00 Sgabello CIRCLE in legno, verniciato faggio, Ø 340mm, spessore 18mm
CIRCLE wooden stool, beech painted Ø 340mm and thickness 18mm
- 07 4 x VTM0616BPCFZ Vite truciolare TBL COMBI DS 6x16mm, zincata
Chipboard screw wide combo truss head 6x16mm, zinc-plated

KIT 114 CIRCLE/A01

W O R K

Sgabello alto con tondello verniciato faggio su base Jamila con piedini e poggiatesta Jamila
High wood stool with Jamila footring



- 01 1 x BAY07401NR Base JAMILA in nylon Ø 600mm, nera
JAMILA black nylon base Ø600mm
- 02 5 x ACP205NR Piedino standard Ø 50mm, perno Ø 11mm
Standard glide Ø 50mm, pin Ø 11mm
- 03 1 x ALM31401 Alzata a gas 50x28x375mm, classe III, corsa 245mm, nera
Gas lift 50x28x375mm, class III, run 245mm, black
- 04 1 x PPY001XNR Poggiatesta JAMILA assemblato
Assembled JAMILA footring
- 05 1 x PSM01546NR Piastra per sgabello cono Ø 28mm, leva dritta, spessore 3.2mm
Stool seat plate cone Ø28mm, straight lever, thickness 3.2mm
- 06 1 x SSL006AACFA00 Sgabello CIRCLE in legno, verniciato faggio, Ø 340mm, spessore 18mm
CIRCLE wooden stool, beech painted Ø 340mm and thickness 18mm
- 07 4 x VTM0616BPCFZ Vite truciolare TBL COMBI DS 6x16mm, zincata
Chipboard screw wide combo truss head 6x16mm, zinc-plated

ALICIA	109	LIVING	155
ATHEA	139	MALY	143
ATLANTIA	131	MANAGER	241
BABA	197	MELA	135
BACCA	293	MIAMI	221
BIRO	193	MORFEO	265
B-LINE	209	ONDA	67
B-SIDE	205	PASSPORT	63
BUG	169	PEGASO	233
C2	127	POP	117
CHAT	151	PRACTICA	281
CHICAGO	225	QUATTRO	103
CINQUE	89	REBECCA	269
CIRCLE	297	RIGHT	249
ELEGANCE	181	SENATOR	237
ERGON	177	SOFTY	285
ESTELA	161	TAGIX	31
EXAGONUS	27	TELA	71
FLUTE	97	TEXAS	113
FOCUS	27	TREVI	213
FOCUS	187	TULIP	217
GOBLIN	83	TULIP-PU	273
GOCCIA	165	TULIP-STOOL	277
IDEA	201	VERTIGO	229
INCA	173	VITO	147
INDIA	123	WAIT	245
ISO	253	WORK	289
ISO-WOOD	257	ZOE-EMOTION	59
KIMBERLY	77	ZOE-EVOLVE	55
KIND	35		
KIND-VISITOR	43		
KIND-WHITE	51		
LAYER	261		




Photo Credits
Lorenzo Ferraro

Impaginato con tecnologia "Ponte" basata su database per il cross multimedia publishing
Paginated with "Ponte" technology database based for cross multimedia publishing
www.crossmultimediapublishing.it
www.asolanagroup.com

Contact

Tel.
0039 0423 9765

Fax
0039 0423 976527


Via Cal di Mezzo, 3
31030 Bigolino di Valdobbiadene
Treviso Italy

Warehouse

Via Europa, 98
31049 Valdobbiadene
Treviso Italy

www.brado.it





www.brado.it